



Denver Monthly Weather Summary July 2025

NWS Boulder



NATIONAL WEATHER SERVICE
OCEANIC AND ATMOSPHERIC ADMINISTRATION

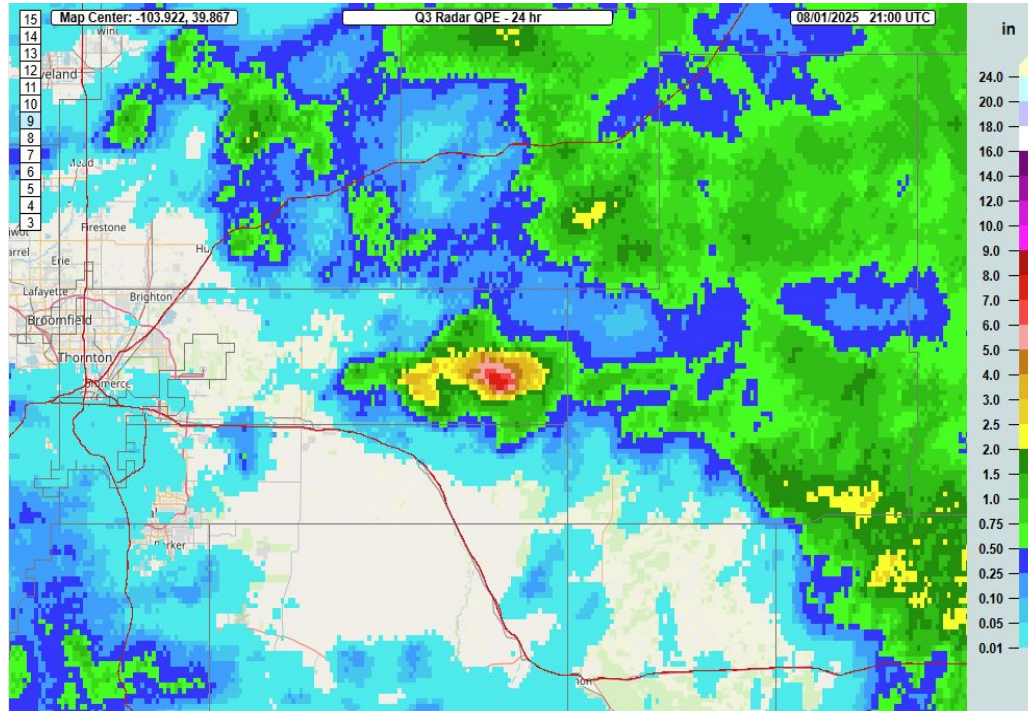
Issued: 8/2/2025



Monthly Overview

July 2025

Isolated Very Heavy Rainfall on 7/31 in Eastern Adams County



MRMS Estimated Rainfall from NOAA/NSSL

Overall, temperatures were normal in July across the Denver area with below normal precipitation. Official rainfall at Denver was 0.64" which was 1.50" below normal. The average mean temperature was 75.1 degrees which was right at normal.

There were sporadic episodes of heavy rain over the eastern plains during the month. On July 31st, MRMS estimated up to 7" of rain fell over eastern areas of Adams county.



National Oceanic and
Atmospheric Administration
U.S. Department of Commerce

National Weather Service
Denver/Boulder, CO



Monthly Temperature Data (July)

- Temperatures were normal in Denver this month. Denver's mean temperature was 75.1°F, which was normal for the month.
- The highest temperature for the month was 100°F on the 9th, and the lowest temperature was 54°F which occurred on the 11th and 31st
- On July 9th the max temperature climbed to 100 degrees. This temperatures tied the record max temperatures for the date which lasat occurred in 2022.

Temperature	Observed	Normal	Departure
Average High	90.9	89.9	+1.0
Average Low	59.4	60.2	-0.8
Average Mean	75.1	75.1	+0.0

Temperature Records set this Month:

Date	Type	Observed	Previous Record (Year)
07/9/2025	Max Temperature	100°	2022





Monthly Precipitation (July)

- Precipitation for July was only 0.64" which was 1.50 inches below the normal of 2.14".
- No precipitation records were observed this month

Precipitation	Observed	Normal	Departure
Total Precipitation	0.64"	2.14"	-1.50"
# of Days w/ Measurable	9	9	0

Snowfall	Observed	Normal	Departure
Total Snowfall	0.0"	0.0"	0.0"

Precipitation Records set this Month:

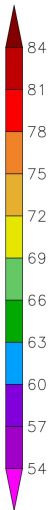
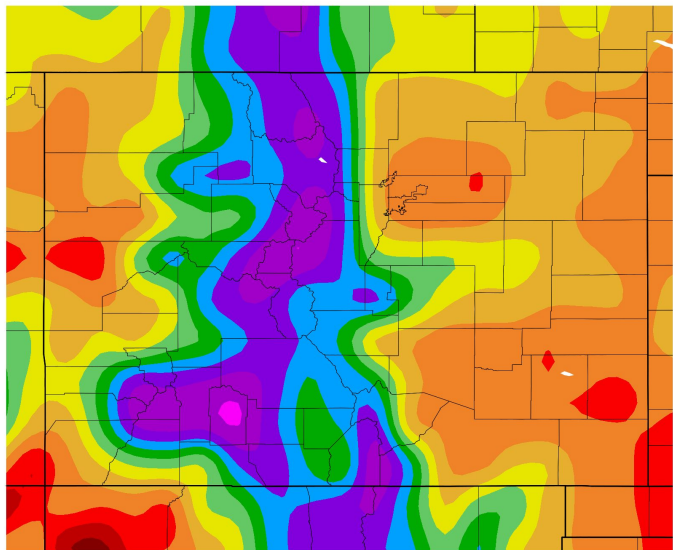
Date	Type	Observed	Previous Record (Year)
No Records Set this Month			



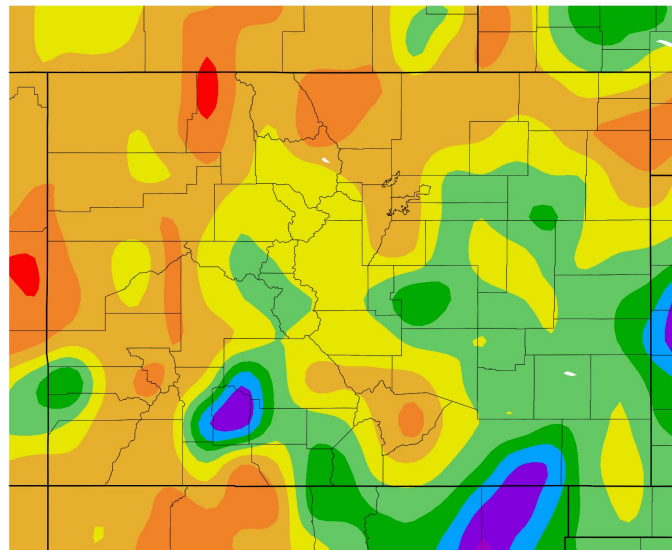


Statewide Temperature July 2025

Temperature (F)
7/1/2025 – 7/31/2025



Departure from Normal Temperature (F)
7/1/2025 – 7/31/2025



Generated 8/1/2025 using provisional data.

ACIS Web Services

Generated 8/1/2025 using provisional data.

ACIS Web Services



National Oceanic and
Atmospheric Administration
U.S. Department of Commerce

National Weather Service
Denver/Boulder, CO



Top 10 Hi/Low Temperature Years

Average Temperatures for the Month of July (Records since 1872)

Top Ten Warmest

Rank	Temperature (°F)	Year(s)
1	78.9	2012
2	78.0	2022
3	77.8	1934
4	77.7	2005
5	77.6	2008
6	77.3	1936
7	77.1	1939
8	76.9	2003
	76.9	1966
10	76.7	2021, 2001, 2000

Top Ten Coldest

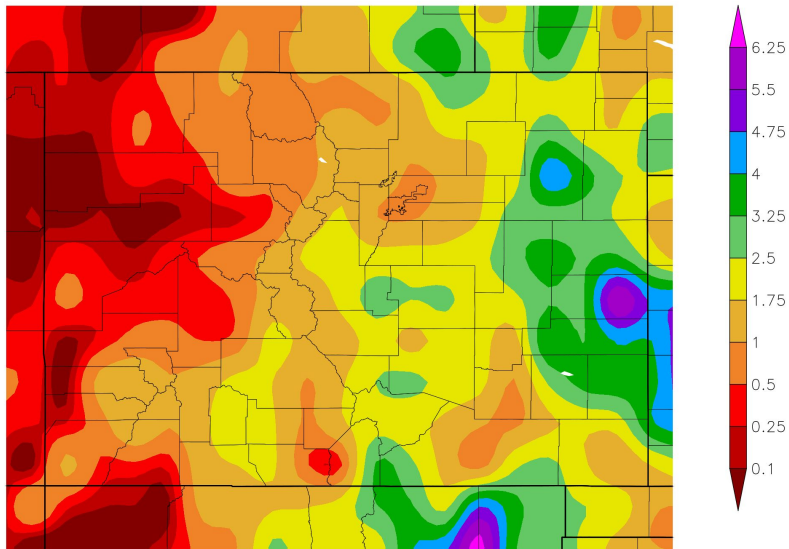
Rank	Temperature (°F)	Year(s)
1	67.3	1895
2	68.2	1906
3	68.7	1915
	68.7	1904
5	68.9	1950
	68.9	1905
	68.9	1891
8	69.0	1875
9	69.1	1967
10	69.1	1872





Statewide Precipitation July 2025

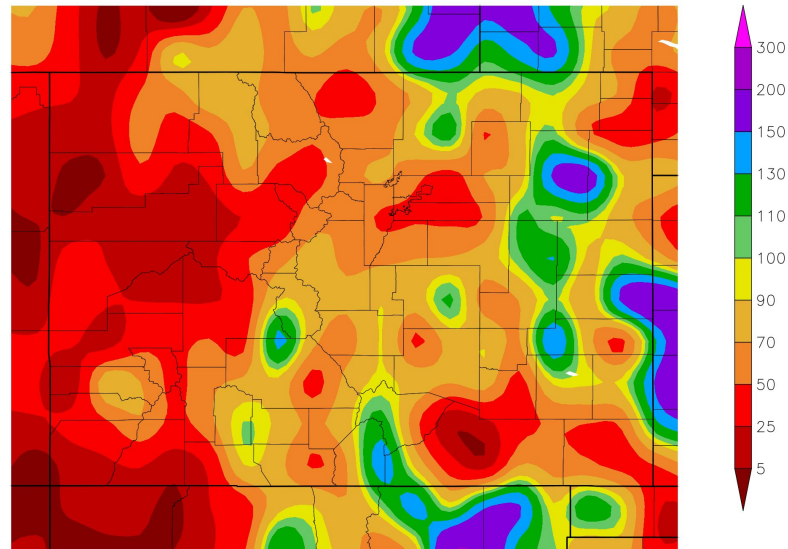
Precipitation (in)
7/1/2025 – 7/31/2025



Generated 8/1/2025 using provisional data.

ACIS Web Services

Percent of Normal Precipitation (%)
7/1/2025 – 7/31/2025



Generated 8/1/2025 using provisional data.

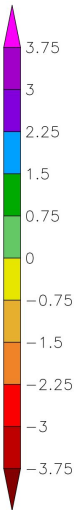
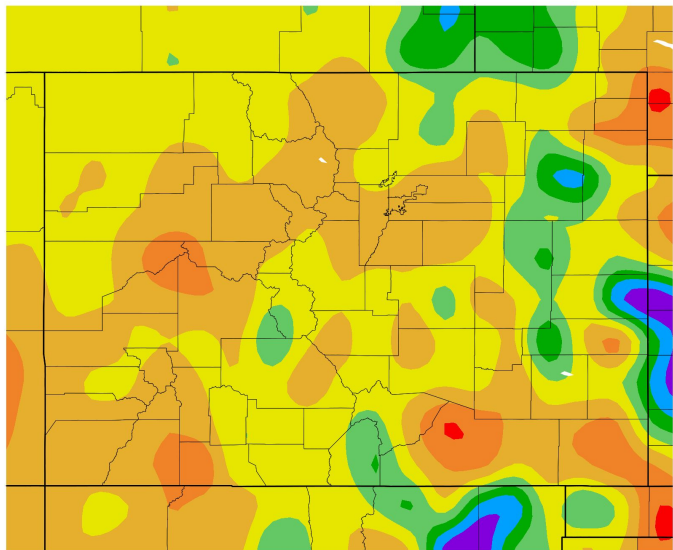
ACIS Web Services



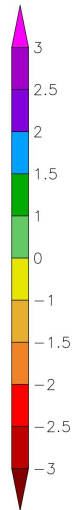
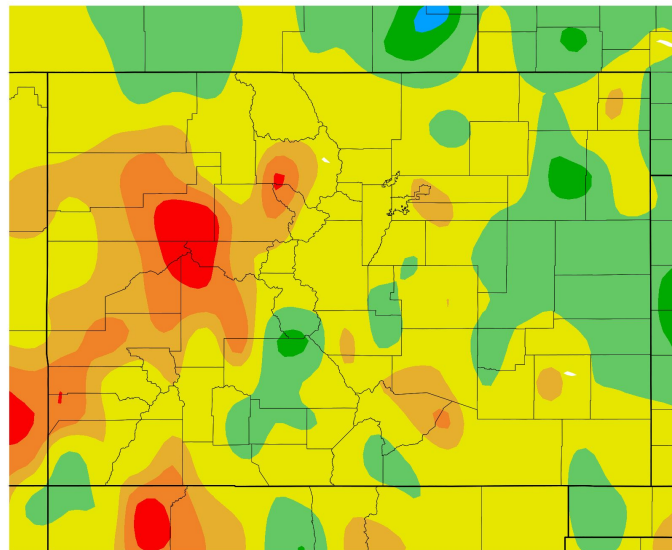


Statewide Precipitation July 2025

Departure from Normal Precipitation (in)
7/1/2025 – 7/31/2025



Monthly SPI
7/1/2025 – 7/31/2025



Generated 8/1/2025 using provisional data.

ACIS Web Services

Generated 8/1/2025 using provisional data.

ACIS Web Services



National Oceanic and
Atmospheric Administration
U.S. Department of Commerce

National Weather Service
Denver/Boulder, CO



Top 10 Hi/Low Precipitation Years

Precipitation during the month of July (Records since 1872)

Top Ten Wettest

Rank	Precipitation (in.)	Year(s)
1	6.41"	1965
2	5.92"	1998
3	5.60"	1997
4	5.24"	1919
5	4.76"	2001
6	4.28"	1895
7	4.17"	1956
	4.17"	1909
	4.17"	1875
10	4.11"	1991

Top Ten Driest

Rank	Precipitation (in.)	Year(s)
1	0.01"	1901
2	0.08"	1939
3	0.24"	2008
4	0.27"	2005
5	0.31"	1917
6	0.32"	1934
7	0.33"	1924
	0.33"	1877
9	0.34"	2021
	0.34"	1891





Top 10 Hi/Low Snowfall Years

Snowfall during the month of July (Records since 1882)

No Snow has been observed at Denver in the month of July



National Oceanic and
Atmospheric Administration
U.S. Department of Commerce

**National Weather Service
Denver/Boulder, CO**



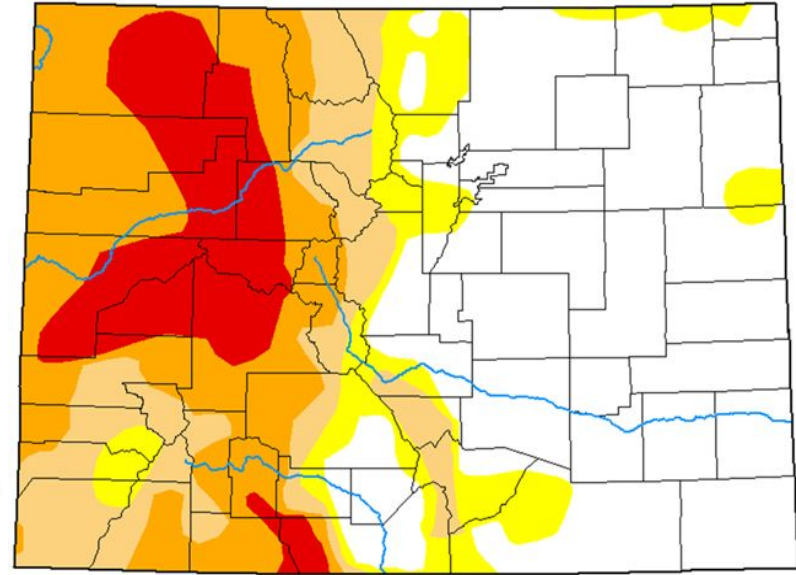
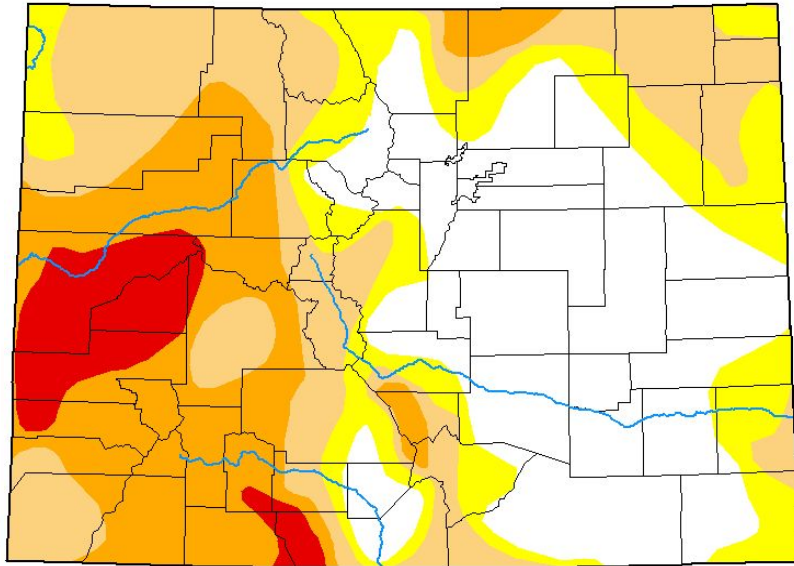
Drought Conditions Colorado

June 24, 2025

July 29, 2025

Intensity

- None
- D0 (Abnormally Dry)
- D1 (Moderate Drought)
- D2 (Severe Drought)
- D3 (Extreme Drought)
- D4 (Exceptional Drought)



Drought conditions have ended across northeastern Colorado. However, drought conditions have expanded across Grand, Jackson and Summit counties.



National Oceanic and
Atmospheric Administration
U.S. Department of Commerce

National Weather Service
Denver/Boulder, CO