



Denver Monthly Weather Summary June 2025

NWS Boulder



NATIONAL WEATHER SERVICE
OCEANIC AND ATMOSPHERIC ADMINISTRATION

Issued: 7/1/2025



Monthly Overview

June 2025

Largest Hail Reports from early morning of 6/17

Date	Local Time	County	Location	Hail Size
6/17/2025	3:40	Weld	Milliken	2.75-3.00
6/17/2025	2:30	Larimer	1 SSE Wellington	2.50
6/17/2025	2:36	Larimer	1 S Wellington	2.00
6/17/2025	3:34	Weld	2 NE Johnstown	2.00
6/17/2025	2:39	Weld	1 SW Eaton	1.75
6/17/2025	4:50	Adams	Thornton	1.75
6/17/2025	2:21	Larimer	2 SSE Wellington	1.50
6/17/2025	3:40	Weld	1 NE Milliken	1.50
6/17/2025	3:48	Weld	Eaton	1.50
6/17/2025	4:39	Adams	1 W Barr Lake	1.50
6/17/2025	6:18	Elbert	5 NE Ponderosa Park	1.50

Overall, it was generally a normal June across the Denver area with slightly above normal temperatures and slightly above normal precipitation. Official rainfall at Denver was 2.23" which was 0.29" above normal. The average mean temperature was 59.0 degrees which was 0.8 degrees above normal.

The month was characterized by periods of severe weather as typically June is the most active month of the year. One outlier was a round of severe weather in the early morning hours on the 17th from Denver northward to the Wyoming. Several thunderstorms occurred with numerous reports of large hail. The largest hailstones ranged from 2.5" to 3.0" in diameter. The largest hail was centered around the Milliken and Wellington areas. Other areas had hailstones ranging from 1.0" to 2.0" in diameter.





Monthly Temperature Data (June)

- Temperatures were near normal in Denver this month. Denver's mean temperature was 69.0°F, which was 0.8°F above normal.
- The highest temperature for the month was 99°F on the 20th, and the lowest temperature was 47°F which occurred on the 3rd.
- One temperature record was tied during the month.

Temperature	Observed	Normal	Departure
Average High	83.3	83.4	-0.1
Average Low	54.7	53.0	+1.7
Average Mean	69.0	68.2	+0.8

Temperature Records set this Month:

Date	Type	Observed	Previous Record (Year)
6/20	High	99	2017





Monthly Precipitation/Snowfall (June)

- Precipitation was 0.29" above normal in Denver this month
- No snow was observed, which is the normal June snowfall
- No precipitation records were observed this month

Precipitation	Observed	Normal	Departure
Total Precipitation	2.23"	1.94"	+0.29"
# of Days w/ Measurable	10	7	+3

Snowfall	Observed	Normal	Departure
Total Snowfall	0.0"	0.0"	0.0"

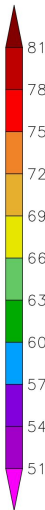
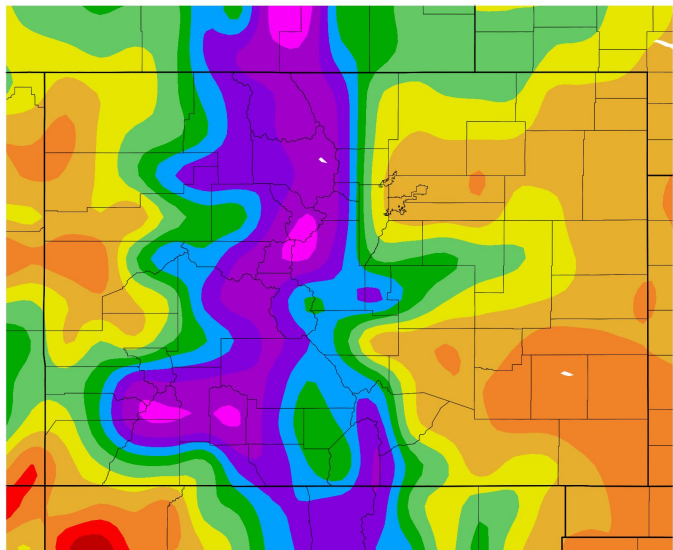
Precipitation Records set this Month:

Date	Type	Observed	Previous Record (Year)
No Records Set this Month			


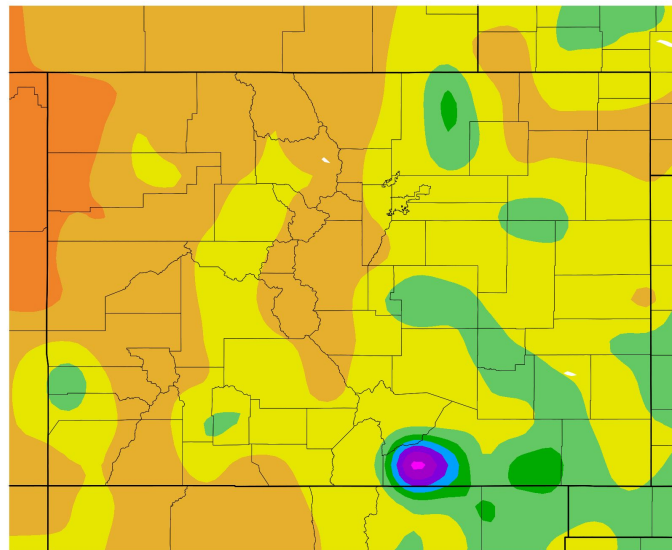


Statewide Temperature June 2025

Temperature (F)
6/1/2025 – 6/30/2025



Departure from Normal Temperature (F)
6/1/2025 – 6/30/2025



Generated 7/1/2025 using provisional data.

ACIS Web Services

Generated 7/1/2025 using provisional data.

ACIS Web Services



National Oceanic and
Atmospheric Administration
U.S. Department of Commerce

National Weather Service
Denver/Boulder, CO



Top 10 Hi/Low Temperature Years

Average Temperatures for the Month of June (Records since 1872)

Top Ten Warmest

Rank	Temperature (°F)	Year(s)
1	75.0	2012
2	73.8	2024
3	73.5	1994
4	73.4	1956
5	72.8	2006
	72.8	1933
7	72.6	1990
8	72.4	2018
9	72.0	1952
	72.0	1881

Top Ten Coldest

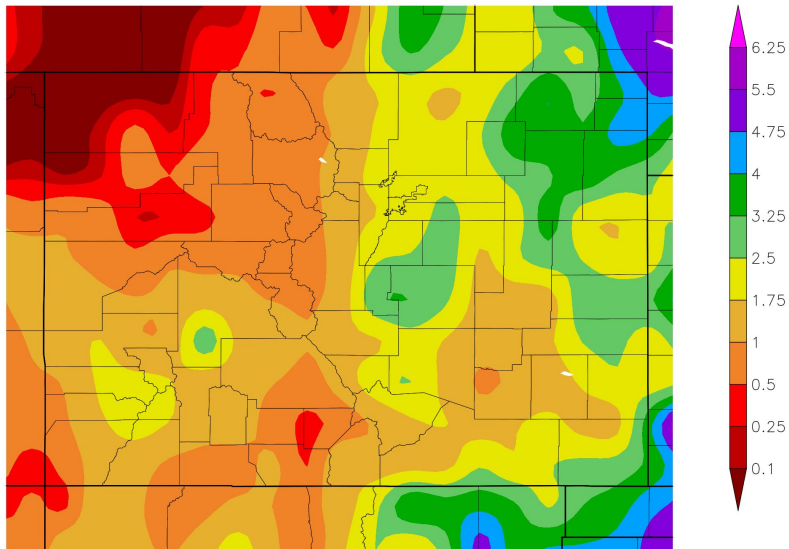
Rank	Temperature (°F)	Year(s)
1	60.6	1967
2	60.9	1951
3	61.0	1928
4	61.5	1969
	61.5	1904
6	61.7	1895
7	62.0	1945
8	62.1	2003
9	62.1	1915
10	62.2	1995





Statewide Precipitation June 2025

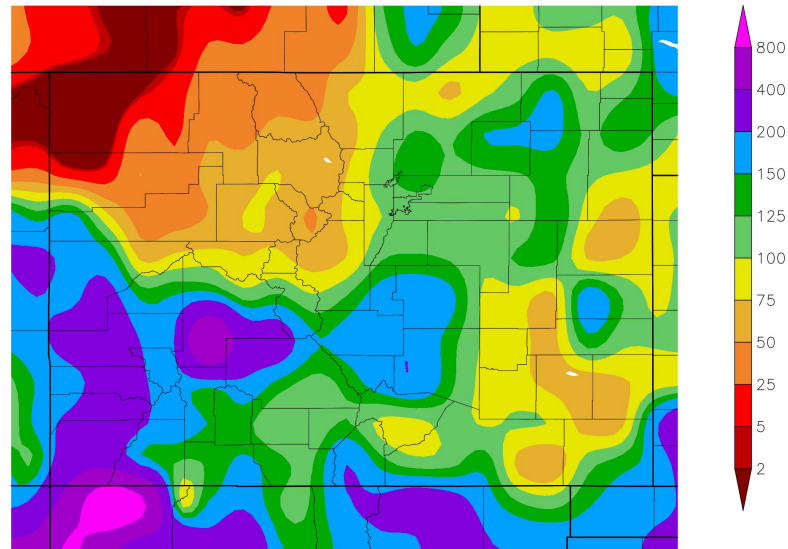
Precipitation (in)
6/1/2025 – 6/30/2025



Generated 7/1/2025 using provisional data.

ACIS Web Services

Percent of Normal Precipitation (%)
6/1/2025 – 6/30/2025



Generated 7/1/2025 using provisional data.

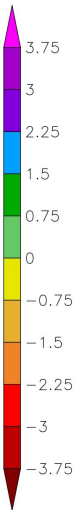
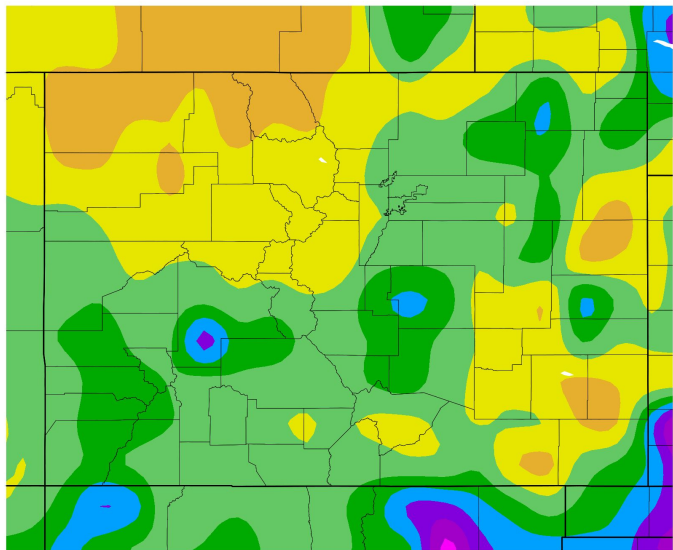
ACIS Web Services





Statewide Precipitation June 2025

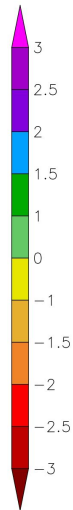
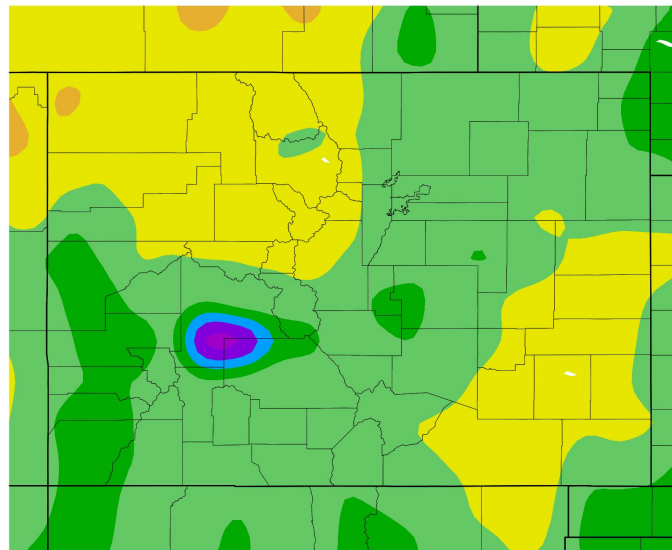
Departure from Normal Precipitation (in)
6/1/2025 – 6/30/2025



Generated 7/1/2025 using provisional data.

ACIS Web Services

Monthly SPI
6/1/2025 – 6/30/2025



Generated 7/1/2025 using provisional data.

ACIS Web Services



Top 10 Hi/Low Precipitation Years

Precipitation during the month of June (Records since 1872)

Top Ten Wettest

Rank	Precipitation (in.)	Year(s)
1	6.10"	2023
2	4.96"	1882
3	4.86"	2009
4	4.69"	1967
5	4.14"	1965
6	3.99"	2005
7	3.95"	2003
	3.95"	1949
9	3.83"	1970
10	3.59"	1963

Top Ten Driest

Rank	Precipitation (in.)	Year(s)
1	T	1890
2	0.08"	1916
3	0.09"	1980
	0.09"	1881
5	0.12"	2006
	0.12"	1952
7	0.13"	1893
8	0.16"	1933
9	0.17"	1930
10	0.19"	1922





Top 10 Hi/Low Snowfall Years

Snowfall during the month of June (Records since 1882)

Top Ten **Snowiest**

Rank	Snowfall (in.)	Year(s)
1	0.4"	1919
2	0.3"	1951
3	T	1974
	T	1947
	T	1937
	T	1917

Top Ten **Least Snowiest**

Rank	Snowfall (in.)	Year(s)
T1	None	Several



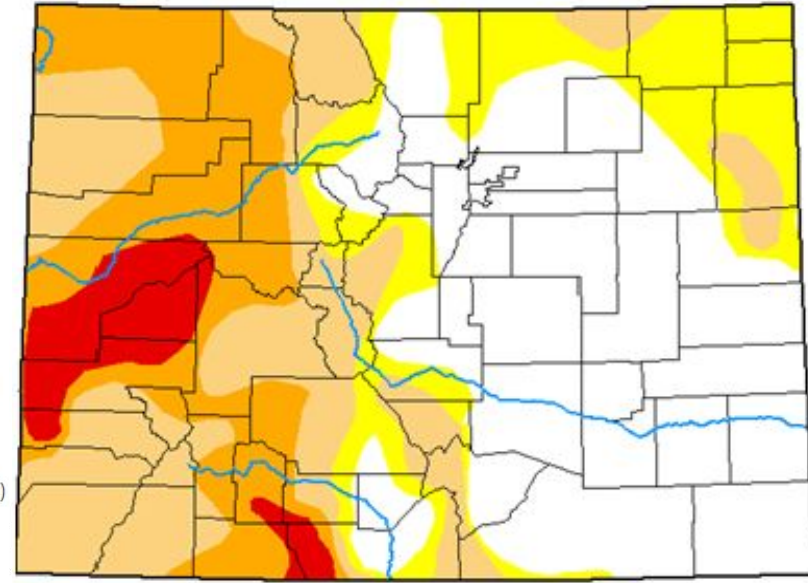
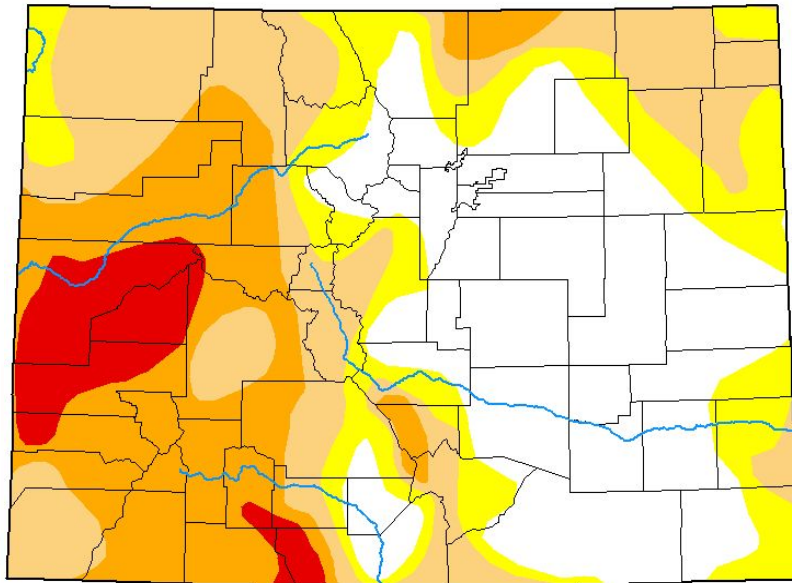
Drought Conditions Colorado

May 29, 2025

June 24, 2025

Intensity

- None
- D0 (Abnormally Dry)
- D1 (Moderate Drought)
- D2 (Severe Drought)
- D3 (Extreme Drought)
- D4 (Exceptional Drought)



There was some improvement in Drought conditions across northeastern Colorado. However, Drought conditions persisted across Jackson county and portions of Park County.

