

Regional Climate Summary

August 2019

Weather Forecast Office
Midland/Odessa, TX

Issued August 12, 2019 10:00AM CT



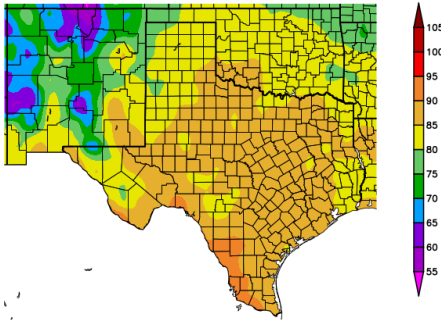
The main story for August was the relentless heat that plagued the entire region. All of West Texas and Southeast New Mexico experienced well above normal average temperatures thanks to a persistent dome of high pressure. It was officially the hottest August on record in Midland and many other places experienced near record heat. Many daily high and warm low temperature records were broken including a high of 113°F on the 26th at Midland International Airport which shattered the all time August high by 6°F! Not much rain fell this month except for around portions of the lower Trans Pecos and Big Bend region.

Midland Int'l Airport August Statistics:

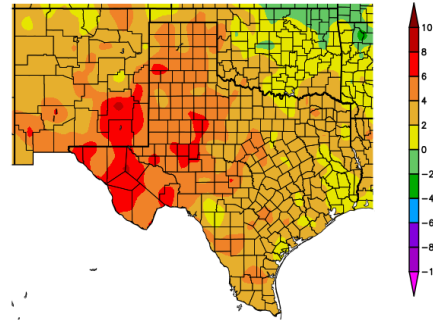
- Hottest Day: 113°F on the 26th
- Coolest Night: 68°F on the 31st
- Average Temperature: 87.9°F (Normal: 81.2°F)
- Precipitation Total: 0.32" (Normal: 1.84")
- Average Wind Speed: 10.2 mph
- Highest Wind Gust: 48 mph on the 23rd

August	Precip Ranking	Temp Ranking
Alpine (1950-2019)	(1.45") 24 th driest	(81.5°F) T-3 rd Warmest
Carlsbad (1950-2019)	(Trace) T-1 st driest	(85.8°F) 2 nd Warmest
Chisos Basin (1950-2019)	(1.74") Outside Top 25	(79.6°F) 1 st Warmest
Fort Stockton (1940-2019)	(4.68") 2 nd Wettest	(86.1°F) 2 nd Warmest
Midland (1930-2019)	(0.32") 14 th Driest	(87.9°F) 1 st Warmest
Hobbs (1940-2019)	(0.13") 3 rd Driest	(83.3°F) 4 th Warmest
Seminole (1930-2019)	(0.04") T-3 rd Driest	(83.4°F) 2 nd Warmest

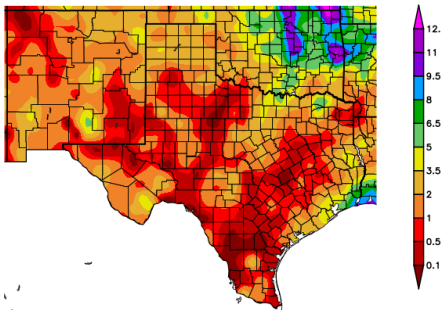
Temperature (F)
8/1/2019 - 8/31/2019



Departure from Normal Temperature (F)
8/1/2019 - 8/31/2019



Precipitation (in)
8/1/2019 - 8/31/2019



Percent of Normal Precipitation (%)
8/1/2019 - 8/31/2019

