

Summer Analogs for 2014

Our enso state heading into this summer is predicted to be in El Nino conditions. The latest weekly ssta in the nino 3.4 region is already teetering at the threshold of el nino. The cpc formal definition of an el nino is 5 consecutive tri-monthly avg readings at or above 0.5c departure in region 3.4.

For the first time in several years, we have not had both a warm April and May in Philadelphia. In fact the combination of a normal April and warm May heading into a developing El Nino summer since 1950 has been a rare combination. So much so, that our analog series for this upcoming summer is a very short list.

We are still near the peak of the current solar cycle. The summers of 1980, 1991 and 2002 were all hot summers in Philadelphia. But, the current solar cycle is not on par with them. Because we have noticed that summers prior to the onset of cpc's analysis of enso conditions have degraded the skill of the summer analogs, we will continue to not use analogs prior to the summer of 1950. This also neaves a homogeneous enso classification (vs using jma classification prior to 1950). On that note we should have stopped after last summer as we were only off by 0.2f and a couple of the summer analog years were also big soakers.

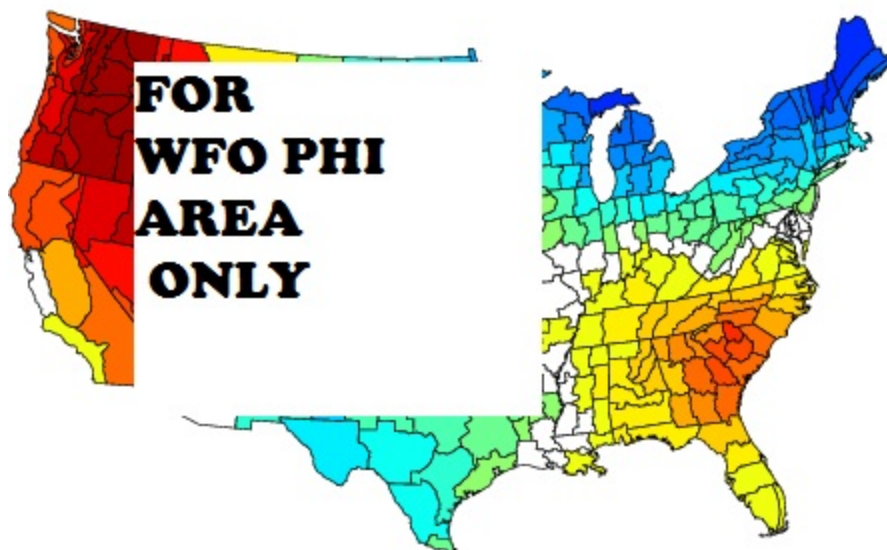
Not quitting while we are ahead, below are our two analogs. These are temperatures and precipitation for the ensuing summer. This follows a near normal April and warm May heading into the first season of an el nino with enso neutral conditions the preceding Winter.

Another tidbit: we will have zero days with high temperatures of 90 degrees or higher in Philadelphia entering June. This has occurred 32 times since 1950. This last occurred in 2008. In 19 of those 32 years, the total number of 90 degree days was less than the 24 day average for the sample period. The average is 23 days, the median is 20 days.

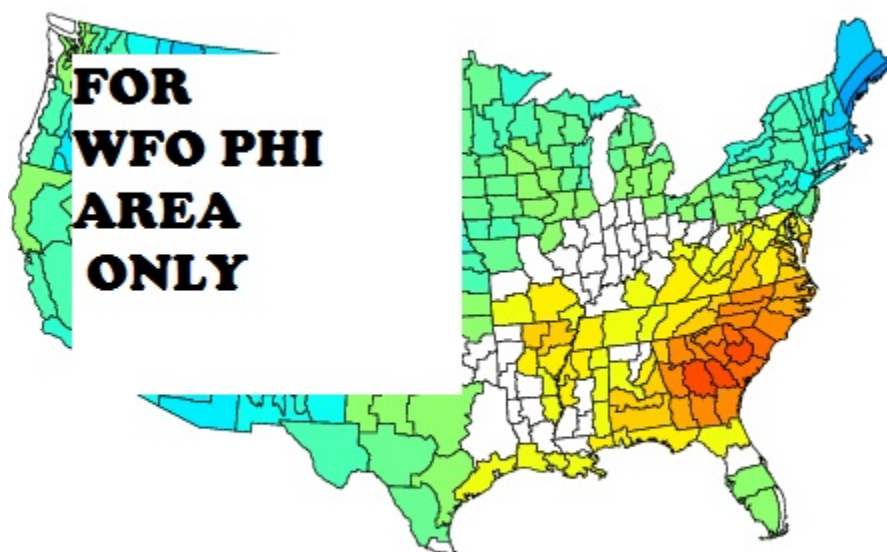
Year	june avg	july avg	august avg	summer avg	summer pcpn
1986	73.8	78.1	74.0	75.3	9.79
2004	71.8	76.3	75.0	74.4	16.65
Avg	72.8	77.2	74.5	74.8	13.22
1981-2010 nml	73.3	78.1	76.6	76.0	11.28

The experimental two class seasonal outlook by the cpc for this summer has the Mount Holly cwa in about a 50 to 55 percent chance of being warmer than normal. The precipitation outlook is for equal chances of it being either drier or wetter than normal.

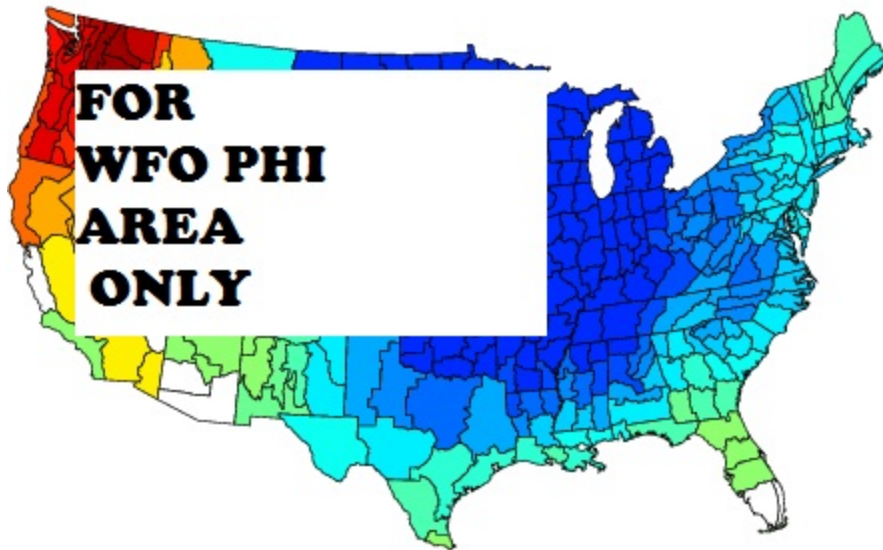
NOAA/NCDC Climate Division Composite Temperature Anomalies (F)
Jun 1986,2004
Versus 1981-2010 Longterm Average



NOAA/NCDC Climate Division Composite Temperature Anomalies (F)
Jul 1986,2004
Versus 1981-2010 Longterm Average



NOAA/NCDC Climate Division Composite Temperature Anomalies (F)
Aug 1986,2004
Versus 1981-2010 Longterm Average



NOAA/NCDC Climate Division Composite Temperature Anomalies (F)
Jun to Aug 1986,2004
Versus 1981-2010 Longterm Average



NOAA/NCDC Climate Division Composite Precipitation Anomalies (in)
Jun to Aug 1986,2004
Versus 1981-2010 Longterm Average

