

## NWS Fire Weather Products

Please use these products and check our website before you plan a burn.

- 🔥 **Red Flag Warning** - issued when a combination of strong winds, low humidity and dry fuels create an explosive fire growth potential in the next 24 hours.
- 🔥 **Fire Weather Watch** - issued 12 to 72 hours in advance of when critical fire weather conditions are forecast to occur.
- 🔥 **Fire Weather Planning Forecast** - issued daily during fire weather season to give land management personnel necessary information for their decision-making process for prescribed burns and other planning.



The Little Horsethief Canyon Fire near Jackson was started in 2012 by a backyard burn that got out of control while a fire ban was in place. It cost over \$9M to fight.

**Be informed and prepared before you strike a match.**




## Call Before You Burn!

**The National Weather Service**  
*Is today a good day, or would tomorrow be better?*  
**800-211-1448**

**Teton County Sheriff**  
**733-2331**

***Be sure to call your local sheriff before you burn.***



	For more information on how to protect your property from fire, visit <a href="http://firewise.org">firewise.org</a>
	Find us on Facebook! "US National Weather Service Riverton"
	Follow us on Twitter! "NWSRiverton"

**National Weather Service**  
**12744 West U.S. Highway 26**  
**Riverton, WY 82501**  
(800) 211-1448 / (307) 857-3898  
[www.weather.gov/riverton](http://www.weather.gov/riverton)  
[cr.wxriw@noaa.gov](mailto:cr.wxriw@noaa.gov)

## Safe Spring Burning



**Help Minimize Wildfire Losses  
in Wyoming**



# Weather plays a critical role! Don't let your burn become a wildfire!



When proper safety measures are not taken, disastrous results could occur.

## **Call Before You Light**

### **1. Call the National Weather Service (available 24/7) (800) 211-1448**

**\* Are the winds going to pick up in the afternoon?**

Light winds in the morning can abruptly change to strong winds by afternoon depending on conditions.

**\* Is there a front coming through?**

Winds accompany weather fronts, both ahead of and behind the front. The direction of these winds can quickly change.

**\* Are thunderstorms forecast?**

Thunderstorms can produce strong winds that can abruptly change the fire direction and speed with little notice.



### **2. Call the Local Authorities**

In Teton County...  
Sheriff 733 - 2331

*Be the first to call in your fire!*

Save time and money by calling to prevent response to a "false alarm."

### **3. Call your Neighbors**

Let them know your plans.



## **Prepare Your Property**

### **4. Establish Firebreaks**

Create firebreaks by raking or plowing around the area you want to burn. Keep that area free of vegetation and wide enough to protect what you don't want damaged outside the burn area.

### **5. Ready Water and Equipment**

Have a reliable water source available. Line up your hand tools such as rakes and shovels in advance and have them readily available for all participants.



## **Plan and Execute**

### **6. Plan Before Burning**

- \* Begin with the areas that pose the greatest threat of becoming difficult to control.
- \* Try to burn into the wind to slow the rate of spread and for easier control.

### **7. Control the Fire!**

- \* **Stay with the fire at all times.** You may be liable for damage caused by your fire and/or responsible for the costs incurred.
- \* **Have plenty of helpers on hand.** More people helping = more control
- \* **Keep debris piles small.** Large piles generate enough heat to damage nearby trees, power lines and structures.
- \* **Do not hesitate to call 911 if the fire gets out of hand.** The longer you wait, the bigger the fire will be when help does arrive.
- \* **When finished, ensure that the fire is completely out.** Numerous fires break out each year when smoldering areas are left behind. Make sure your fire is out cold!

**Your fire is your responsibility!**