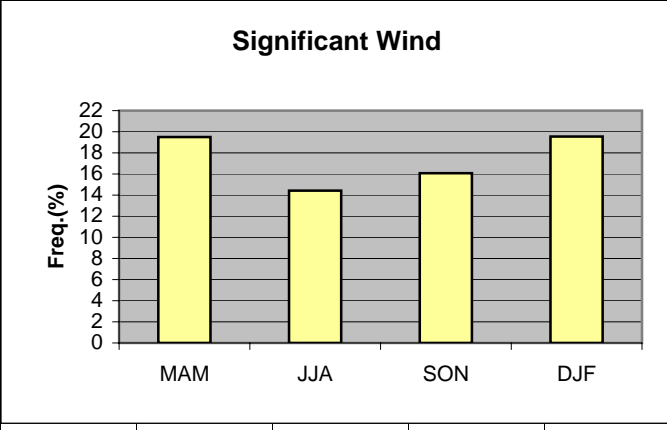


	A	B	C	D	E	F	G	H	I	J	K
1	Wind										
2											
3	MAM	19.50									
4	JJA	14.43									
5	SON	16.08									
6	DJF	19.55									
7											
8			MAM	JJA	SON	DJF					
9	>10kt 010-070		8.45	4.33	7.28	8.04					
10	>10kt 190-250		8.89	9.81	7.82	9.07					
11	>20kt 100-160		0.05	0.01	0.05	0.02					
12	>20kt 280-340		2.11	0.28	0.93	2.42					
13											
14											
15											
16											
17											
18											
19											
20											

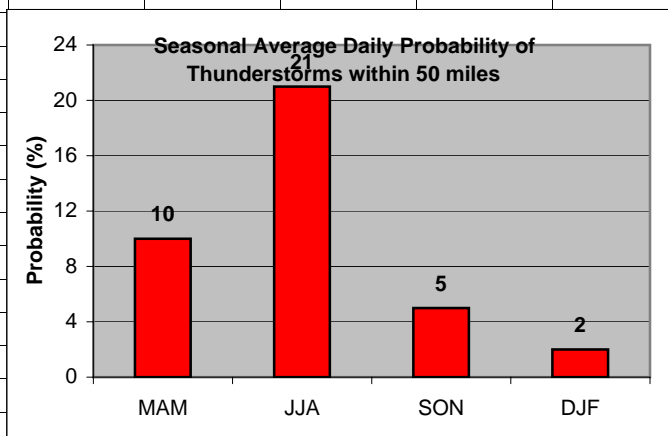
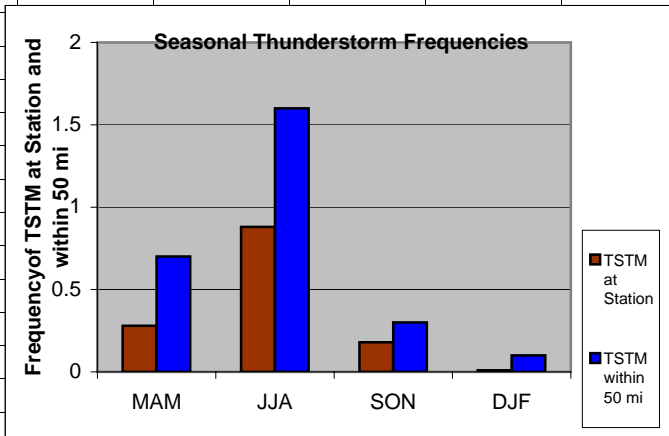


Cell: A1

Comment: Charlie Liles:

Significant wind factors: >10kt 010-070, >10kt 190-250, >20kt 100-160, >20kt 280-340.

	A	B	C	D	E	F	G	H	I	J	K
1	Thunderstorms										
2		Station	50 mi			Daily Probability					
3	MAM	0.28	0.7		MAM	10					
4	JJA	0.88	1.6		JJA	21					
5	SON	0.18	0.3		SON	5					
6	DJF	0.01	0.1		DJF	2					
7											
8											
9											
10											
11											
12											
13											
14											
15											
16											
17											
18											
19											
20											

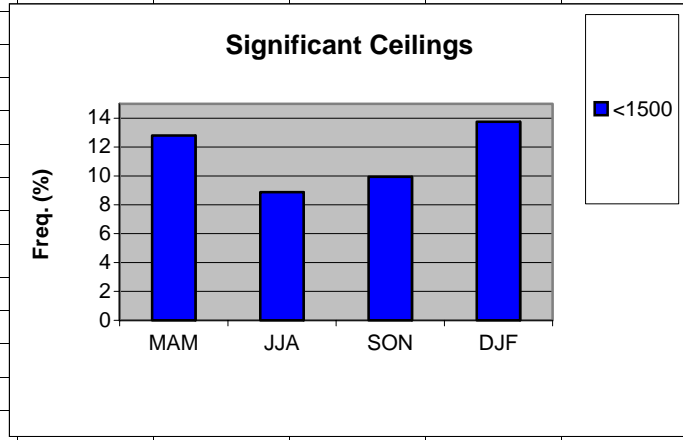


Cell: A1

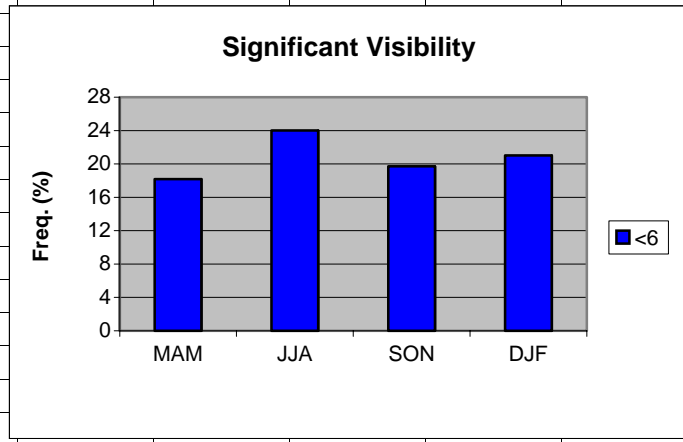
Comment: Charlie Liles:

The first graph shows the seasonal average hourly daily frequencies of thunderstorms at the station and within 50 miles. The second graph shows the seasonal average daily probability of thunderstorms within 50 miles of the station.

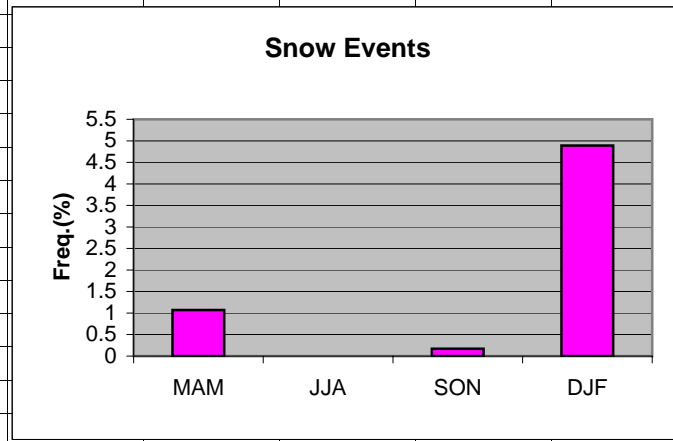
	A	B	C	D	E	F	G	H
1	Ceilings							
2		MAM	JJA	SON	DJF			
3	<1500	12.80	8.87	9.94	13.75			
4								
5								
6								
7								
8								
9								
10								
11								
12								
13								
14								
15								
16								
17								
18								
19								



	A	B	C	D	E	F	G	H
1	Visibility							
2		MAM	JJA	SON	DJF			
3	<6	18.19	24.01	19.71	21.03			
4								
5								
6								
7								
8								
9								
10								
11								
12								
13								
14								
15								
16								
17								
18								
19								



	A	B	C	D	E	F	G	H
1	Snow events							
2								
3	MAM	1.07						
4	JJA	0						
5	SON	0.17						
6	DJF	4.89						
7								
8								
9								
10								
11								
12								
13								
14								
15								
16								
17								
18								
19								



	A	B	C	D	E	F	G	H
1	Freezing Rain/drizzle							
2								
3	MAM	0.30						
4	JJA	0						
5	SON	0.07						
6	DJF	0.99						
7								
8								
9								
10								
11								
12								
13								
14								
15								
16								
17								
18								
19								

