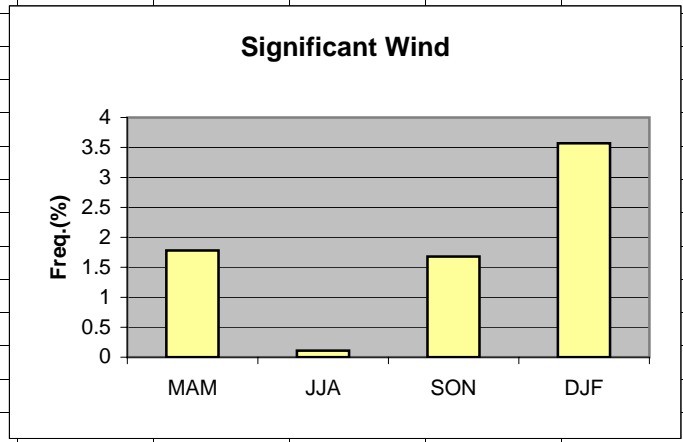


	A	B	C	D	E	F	G	H
1	Wind							
2								
3	MAM	1.78						
4	JJA	0.11						
5	SON	1.68						
6	DJF	3.57						
7								
8								
9								
10								
11								
12								
13								
14								
15								
16								
17								
18								
19								

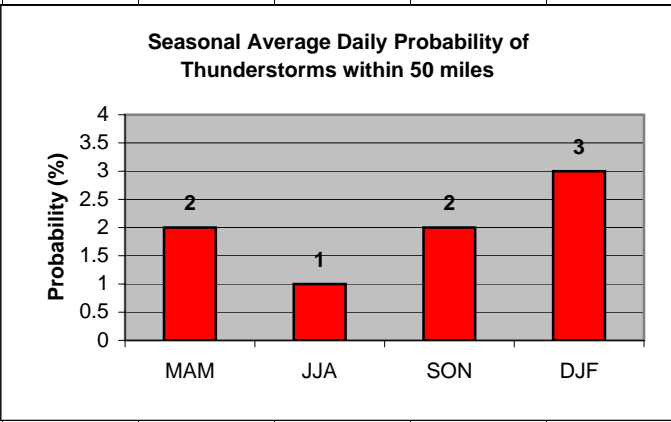
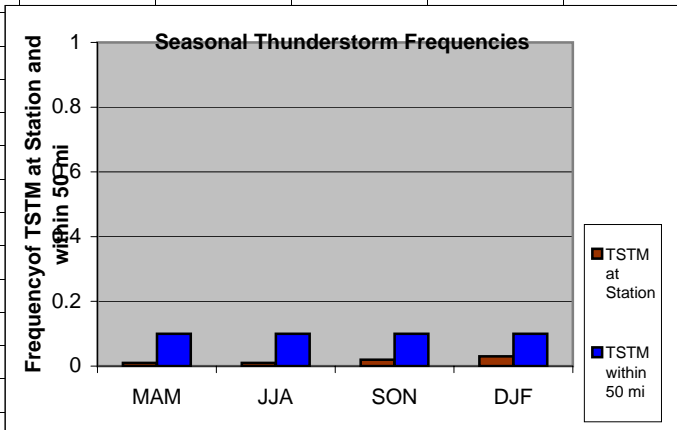


Cell: A1

Comment: Charlie Liles:

Significant wind factor: >10kt 120-150.

	A	B	C	D	E	F	G	H	I	J	K
1	Thunderstorms										
2		Station	50 mi			Daily Probability					
3	MAM	0.01	0.10		MAM	2					
4	JJA	0.01	0.1		JJA	1					
5	SON	0.02	0.1		SON	2					
6	DJF	0.03	0.10		DJF	3					
7											
8											
9											
10											
11											
12											
13											
14											
15											
16											
17											
18											
19											
20											

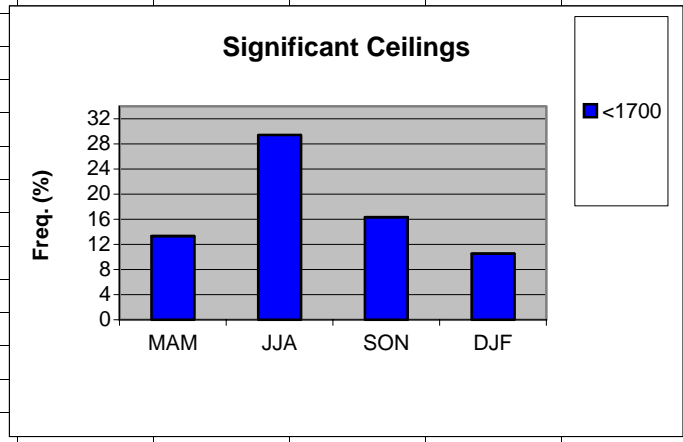


Cell: A1

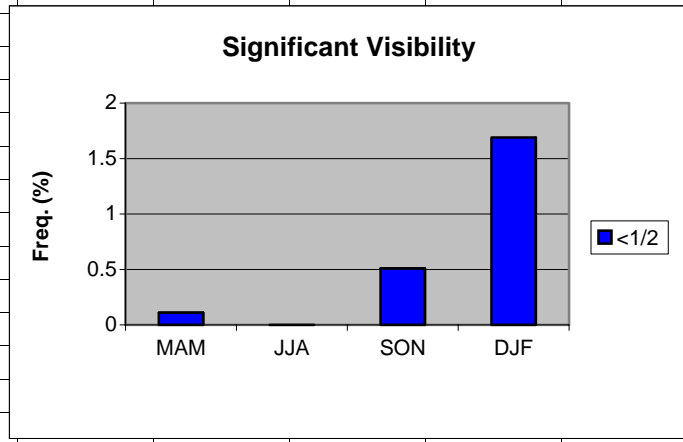
Comment: Charlie Liles:

The first graph shows the seasonal average hourly daily frequencies of thunderstorms at the station and within 50 miles. The second graph shows the seasonal average daily probability of thunderstorms within 50 miles of the station.

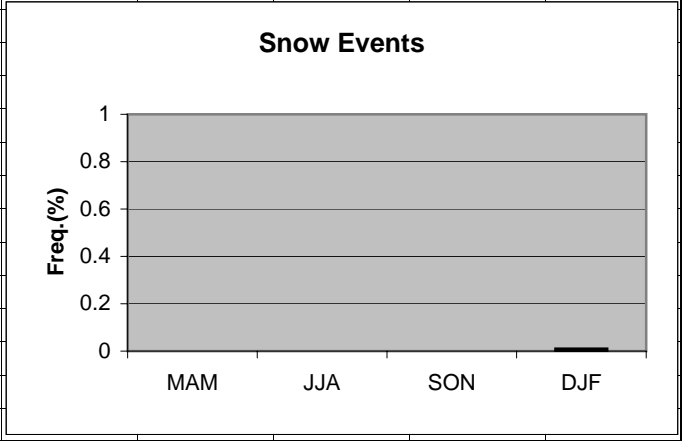
	A	B	C	D	E	F	G	H
1	Ceilings							
2		MAM	JJA	SON	DJF			
3	<1700	13.32	29.45	16.34	10.52			
4								
5								
6								
7								
8								
9								
10								
11								
12								
13								
14								
15								
16								
17								
18								
19								



	A	B	C	D	E	F	G	H
1	Visibility							
2		MAM	JJA	SON	DJF			
3	<1/2	0.11	0	0.51	1.69			
4								
5								
6								
7								
8								
9								
10								
11								
12								
13								
14								
15								
16								
17								
18								
19								



	A	B	C	D	E	F	G	H
1	Snow events							
2								
3	MAM	0						
4	JJA	0						
5	SON	0						
6	DJF	0.01						
7								
8								
9								
10								
11								
12								
13								
14								
15								
16								
17								
18								
19								



	A	B	C	D	E	F	G	H
1	Freezing Rain/drizzle/Ice Pellets							
2								
3	MAM	0						
4	JJA	0						
5	SON	0						
6	DJF	0.02						
7								
8								
9								
10								
11								
12								
13								
14								
15								
16								
17								
18								
19								

