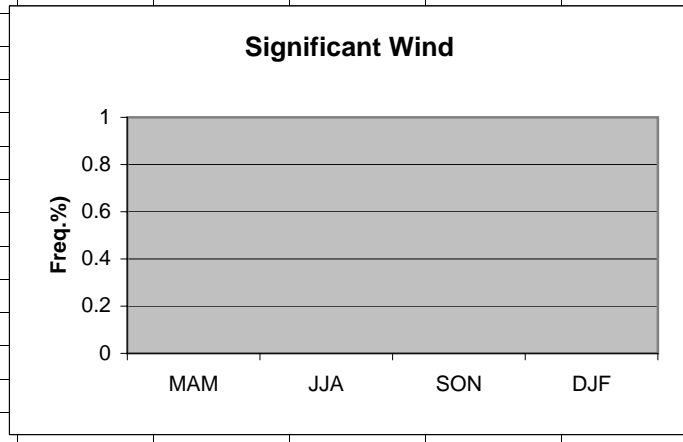


	A	B	C	D	E	F	G	H
1	Wind							
2								
3	MAM	0						
4	JJA	0						
5	SON	0						
6	DJF	0						
7								
8								
9								
10								
11								
12								
13								
14								
15								
16								
17								
18								
19								

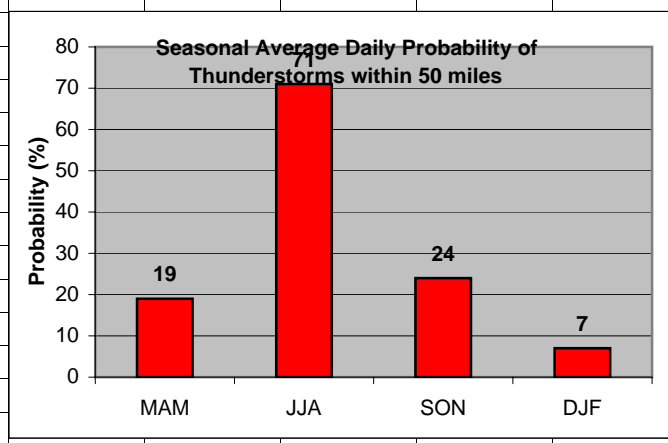
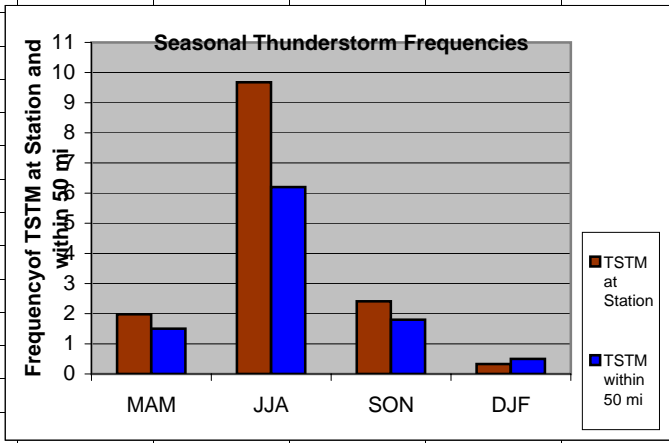


**Cell:** A1

**Comment:** Charlie Liles:

Significant wind factors: >40kt 240-300, >40kt 060-120.

	A	B	C	D	E	F	G	H	I	J	K
1	Thunderstorms										
2		Station	50 mi			Daily Probability					
3	MAM	1.98	1.50		MAM	19					
4	JJA	9.68	6.20		JJA	71					
5	SON	2.41	1.80		SON	24					
6	DJF	0.33	0.50		DJF	7					
7											
8											
9											
10											
11											
12											
13											
14											
15											
16											
17											
18											
19											
20											



**Cell:** A1

**Comment:** Charlie Liles:

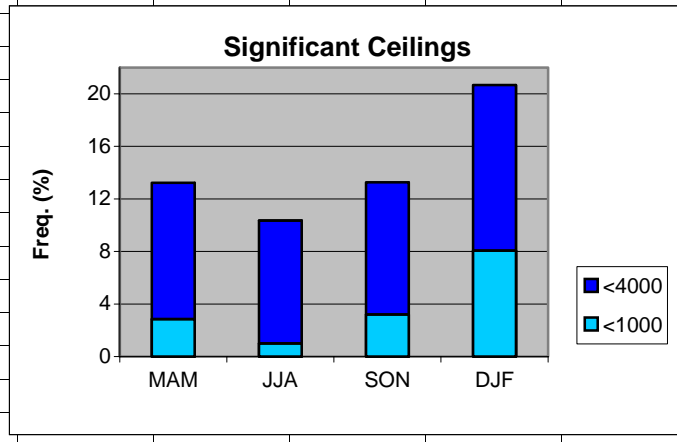
The first graph shows the seasonal average hourly daily frequencies of thunderstorms at the station and within 50 miles. The second graph shows the seasonal average daily probability of thunderstorms within 50 miles of the station.

**Cell:** C2

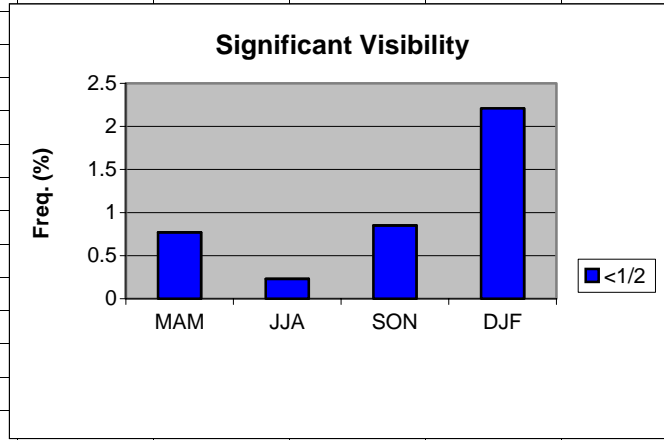
**Comment:** Charlie Liles:

Lightning archives produced an unexpected result, with calculated thunderstorm frequencies within 50 miles less than the station frequencies.

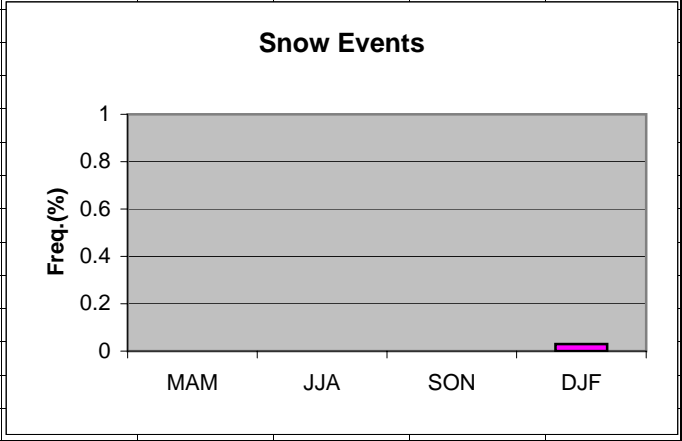
	A	B	C	D	E	F	G	H
1	Ceilings							
2		MAM	JJA	SON	DJF			
3	<4000	13.23	10.35	13.27	20.67			
4	<1000	2.85	1.01	3.21	8.07			
5								
6								
7								
8								
9								
10								
11								
12								
13								
14								
15								
16								
17								
18								
19								



	A	B	C	D	E	F	G	H
1	Visibility							
2		MAM	JJA	SON	DJF			
3	<1/2	0.77	0.23	0.85	2.21			
4								
5								
6								
7								
8								
9								
10								
11								
12								
13								
14								
15								
16								
17								
18								
19								



	A	B	C	D	E	F	G	H
1	Snow events							
2								
3	MAM	0						
4	JJA	0						
5	SON	0						
6	DJF	0.03						
7								
8								
9								
10								
11								
12								
13								
14								
15								
16								
17								
18								
19								



	A	B	C	D	E	F	G	H
1	Freezing Rain/drizzle							
2								
3	MAM	0						
4	JJA	0						
5	SON	0						
6	DJF	0						
7								
8								
9								
10								
11								
12								
13								
14								
15								
16								
17								
18								
19								

