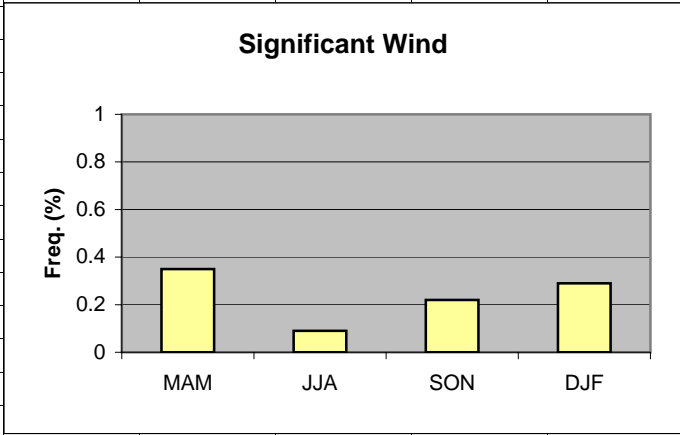


|    | A             | B    | C    | D    | E    | F    | G | H | I | J | K | L |
|----|---------------|------|------|------|------|------|---|---|---|---|---|---|
| 1  | Wind          |      |      |      |      |      |   |   |   |   |   |   |
| 2  |               |      |      |      |      |      |   |   |   |   |   |   |
| 3  | MAM           | 0.35 |      |      |      |      |   |   |   |   |   |   |
| 4  | JJA           | 0.09 |      |      |      |      |   |   |   |   |   |   |
| 5  | SON           | 0.22 |      |      |      |      |   |   |   |   |   |   |
| 6  | DJF           | 0.29 |      |      |      |      |   |   |   |   |   |   |
| 7  |               |      |      |      |      |      |   |   |   |   |   |   |
| 8  |               |      | MAM  | JJA  | SON  | DJF  |   |   |   |   |   |   |
| 9  | >20kt 240-300 |      | 0.28 | 0.05 | 0.12 | 0.25 |   |   |   |   |   |   |
| 10 | >20kt 060-120 |      | 0.07 | 0.04 | 0.1  | 0.04 |   |   |   |   |   |   |
| 11 |               |      |      |      |      |      |   |   |   |   |   |   |
| 12 |               |      |      |      |      |      |   |   |   |   |   |   |
| 13 |               |      |      |      |      |      |   |   |   |   |   |   |
| 14 |               |      |      |      |      |      |   |   |   |   |   |   |
| 15 |               |      |      |      |      |      |   |   |   |   |   |   |
| 16 |               |      |      |      |      |      |   |   |   |   |   |   |
| 17 |               |      |      |      |      |      |   |   |   |   |   |   |
| 18 |               |      |      |      |      |      |   |   |   |   |   |   |
| 19 |               |      |      |      |      |      |   |   |   |   |   |   |

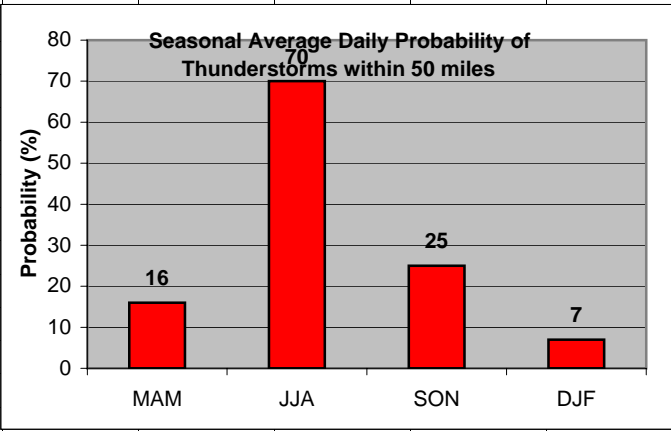
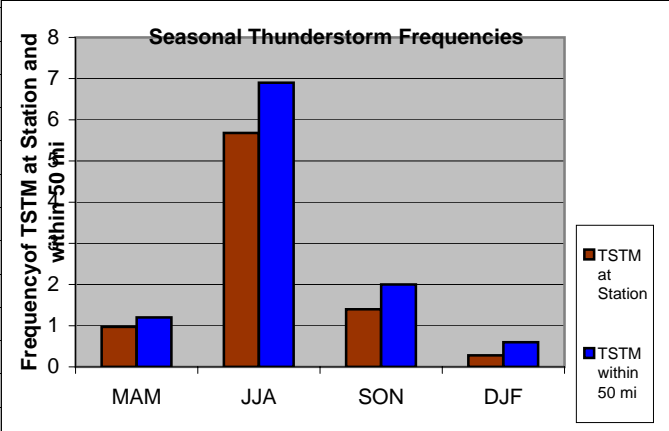


**Cell:** A1

**Comment:** Charlie Liles:

Significant wind factors: >20kt 240-300, >20kt 060-120.

|    | A             | B       | C     | D | E   | F                 | G | H | I | J | K |
|----|---------------|---------|-------|---|-----|-------------------|---|---|---|---|---|
| 1  | Thunderstorms |         |       |   |     |                   |   |   |   |   |   |
| 2  |               | Station | 50 mi |   |     | Daily Probability |   |   |   |   |   |
| 3  | MAM           | 0.97    | 1.20  |   | MAM | 16                |   |   |   |   |   |
| 4  | JJA           | 5.68    | 6.90  |   | JJA | 70                |   |   |   |   |   |
| 5  | SON           | 1.40    | 2.00  |   | SON | 25                |   |   |   |   |   |
| 6  | DJF           | 0.28    | 0.60  |   | DJF | 7                 |   |   |   |   |   |
| 7  |               |         |       |   |     |                   |   |   |   |   |   |
| 8  |               |         |       |   |     |                   |   |   |   |   |   |
| 9  |               |         |       |   |     |                   |   |   |   |   |   |
| 10 |               |         |       |   |     |                   |   |   |   |   |   |
| 11 |               |         |       |   |     |                   |   |   |   |   |   |
| 12 |               |         |       |   |     |                   |   |   |   |   |   |
| 13 |               |         |       |   |     |                   |   |   |   |   |   |
| 14 |               |         |       |   |     |                   |   |   |   |   |   |
| 15 |               |         |       |   |     |                   |   |   |   |   |   |
| 16 |               |         |       |   |     |                   |   |   |   |   |   |
| 17 |               |         |       |   |     |                   |   |   |   |   |   |
| 18 |               |         |       |   |     |                   |   |   |   |   |   |
| 19 |               |         |       |   |     |                   |   |   |   |   |   |
| 20 |               |         |       |   |     |                   |   |   |   |   |   |




**Cell:** A1

**Comment:** Charlie Liles:

The first graph shows the seasonal average hourly daily frequencies of thunderstorms at the station and within 50 miles. The second graph shows the seasonal average daily probability of thunderstorms within 50 miles of the station.

|    | A        | B | C | D | E | F | G | H |
|----|----------|---|---|---|---|---|---|---|
| 1  | Ceilings |   |   |   |   |   |   |   |
| 2  |          |   |   |   |   |   |   |   |
| 3  | MAM      | 0 |   |   |   |   |   |   |
| 4  | JJA      | 0 |   |   |   |   |   |   |
| 5  | SON      | 0 |   |   |   |   |   |   |
| 6  | DJF      | 0 |   |   |   |   |   |   |
| 7  |          |   |   |   |   |   |   |   |
| 8  |          |   |   |   |   |   |   |   |
| 9  |          |   |   |   |   |   |   |   |
| 10 |          |   |   |   |   |   |   |   |
| 11 |          |   |   |   |   |   |   |   |
| 12 |          |   |   |   |   |   |   |   |
| 13 |          |   |   |   |   |   |   |   |
| 14 |          |   |   |   |   |   |   |   |
| 15 |          |   |   |   |   |   |   |   |
| 16 |          |   |   |   |   |   |   |   |
| 17 |          |   |   |   |   |   |   |   |
| 18 |          |   |   |   |   |   |   |   |
| 19 |          |   |   |   |   |   |   |   |

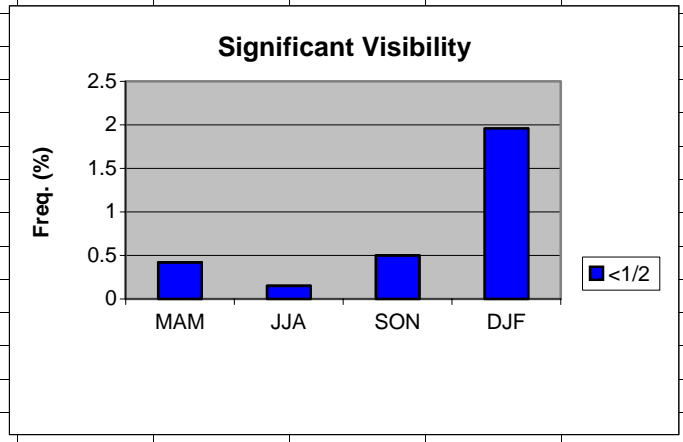


**Cell:** A1

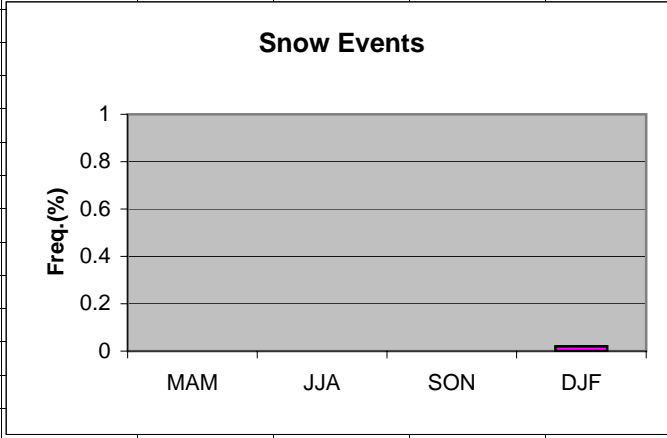
**Comment:** Charlie Liles:

No significant ceiling factors were identified.

|    | A          | B    | C    | D    | E    | F | G | H |
|----|------------|------|------|------|------|---|---|---|
| 1  | Visibility |      |      |      |      |   |   |   |
| 2  |            |      |      |      |      |   |   |   |
| 3  |            | MAM  | JJA  | SON  | DJF  |   |   |   |
| 4  | <1/2       | 0.42 | 0.15 | 0.50 | 1.96 |   |   |   |
| 5  |            |      |      |      |      |   |   |   |
| 6  |            |      |      |      |      |   |   |   |
| 7  |            |      |      |      |      |   |   |   |
| 8  |            |      |      |      |      |   |   |   |
| 9  |            |      |      |      |      |   |   |   |
| 10 |            |      |      |      |      |   |   |   |
| 11 |            |      |      |      |      |   |   |   |
| 12 |            |      |      |      |      |   |   |   |
| 13 |            |      |      |      |      |   |   |   |
| 14 |            |      |      |      |      |   |   |   |
| 15 |            |      |      |      |      |   |   |   |
| 16 |            |      |      |      |      |   |   |   |
| 17 |            |      |      |      |      |   |   |   |
| 18 |            |      |      |      |      |   |   |   |
| 19 |            |      |      |      |      |   |   |   |



|    | A           | B    | C | D | E | F | G | H |
|----|-------------|------|---|---|---|---|---|---|
| 1  | Snow events |      |   |   |   |   |   |   |
| 2  |             |      |   |   |   |   |   |   |
| 3  | MAM         | 0    |   |   |   |   |   |   |
| 4  | JJA         | 0    |   |   |   |   |   |   |
| 5  | SON         | 0    |   |   |   |   |   |   |
| 6  | DJF         | 0.02 |   |   |   |   |   |   |
| 7  |             |      |   |   |   |   |   |   |
| 8  |             |      |   |   |   |   |   |   |
| 9  |             |      |   |   |   |   |   |   |
| 10 |             |      |   |   |   |   |   |   |
| 11 |             |      |   |   |   |   |   |   |
| 12 |             |      |   |   |   |   |   |   |
| 13 |             |      |   |   |   |   |   |   |
| 14 |             |      |   |   |   |   |   |   |
| 15 |             |      |   |   |   |   |   |   |
| 16 |             |      |   |   |   |   |   |   |
| 17 |             |      |   |   |   |   |   |   |
| 18 |             |      |   |   |   |   |   |   |
| 19 |             |      |   |   |   |   |   |   |





|    | A                                 | B | C | D | E | F | G | H |
|----|-----------------------------------|---|---|---|---|---|---|---|
| 1  | Freezing Rain/drizzle/Ice Pellets |   |   |   |   |   |   |   |
| 2  |                                   |   |   |   |   |   |   |   |
| 3  | MAM                               | 0 |   |   |   |   |   |   |
| 4  | JJA                               | 0 |   |   |   |   |   |   |
| 5  | SON                               | 0 |   |   |   |   |   |   |
| 6  | DJF                               | 0 |   |   |   |   |   |   |
| 7  |                                   |   |   |   |   |   |   |   |
| 8  |                                   |   |   |   |   |   |   |   |
| 9  |                                   |   |   |   |   |   |   |   |
| 10 |                                   |   |   |   |   |   |   |   |
| 11 |                                   |   |   |   |   |   |   |   |
| 12 |                                   |   |   |   |   |   |   |   |
| 13 |                                   |   |   |   |   |   |   |   |
| 14 |                                   |   |   |   |   |   |   |   |
| 15 |                                   |   |   |   |   |   |   |   |
| 16 |                                   |   |   |   |   |   |   |   |
| 17 |                                   |   |   |   |   |   |   |   |
| 18 |                                   |   |   |   |   |   |   |   |
| 19 |                                   |   |   |   |   |   |   |   |

