

May 4, 2026
9:30 PM

NWS Birmingham Routine Weekly Weather Briefing

May 4, 2026



National Oceanic and
Atmospheric Administration
U.S. Department of Commerce

National Weather Service
Birmingham, AL



Weekly Weather Briefing

May 4, 2026

9:30 PM

Covering the Next 7 Days for **Central Alabama**

Key Messages

- Drought is affecting all of Alabama. Multiple soaking rains are needed to ease the ongoing drought conditions.
- Chances for showers and thunderstorms return this weekend and will persist into next week.
- There is a level 2 out of 5 risk for severe thunderstorms Monday into Monday night. Details involving timing and hazards will be refined as we get closer.




Severe Weather Risk on Monday

Latest info at weather.gov/bmx



Risk Level 2: Central Alabama



WHEN

Monday into Monday night

THREATS



Tornadoes



Damaging Winds

Gusts up to 60 mph



Large Hail

Up to Quarter-size

WHAT TO DO



Have multiple ways to get alerts



Have access to a sturdy shelter



Check for updates



NATIONAL WEATHER SERVICE
Birmingham

Follow: @NWSBirmingham


May 4, 2026 | 9:30 PM

Posibles Tormentas Severas

Verifique las actualizaciones al pronóstico
weather.gov/bmx



Nivel de riesgo 2: Centro de Alabama



CUÁNDO

lunes y lunes por la noche

AMENAZAS



Tornados



Vientos
dañinos



Granizo
grande

PREPARACIÓN



Tenga múltiples maneras
para recibir las alertas



Conozca cuál es y
dónde queda su lugar
seguro



Verifique las actualizaciones
al pronóstico



OFICINA DE PRONÓSTICO DEL TIEMPO
BIRMINGHAM

@NWSBirmingham

Emitido: 5/4/2026 | 9:30 PM



Forecast Temps & Precipitation

May 4, 2026
9:30 PM

Highs

Maximum Temperature (°F)

Forecast

	4/21	4/22	4/23	4/24	4/25	4/26	4/27
	Tue	Wed	Thu	Fri	Sat	Sun	Mon
Alex City	82	82	82	83	80	80	82
Anniston	82	82	83	84	81	81	81
Auburn	81	82	83	83	80	80	81
Birmingham	82	82	83	83	81	82	82
Clanton	82	82	82	83	81	81	82
Demopolis	82	82	83	84	82	83	84
Eufaula	82	82	84	84	83	83	83
Fayette	82	82	83	83	81	81	83
Gadsden	82	82	83	84	80	81	81
Hamilton	80	80	82	82	79	80	82
Jasper	82	82	83	83	81	82	82
Montgomery	84	84	84	86	83	83	85
Selma	82	82	83	84	82	82	84
Troy	82	82	83	84	82	83	84
Tuscaloosa	83	83	84	84	82	83	83

Lows

Minimum Temperature (°F)

Forecast

	4/22	4/23	4/24	4/25	4/26	4/27
	Wed	Thu	Fri	Sat	Sun	Mon
Alex City	55	53	54	59	61	60
Anniston	56	54	56	61	61	61
Auburn	57	56	57	61	63	63
Birmingham	58	57	59	64	64	63
Clanton	55	55	55	61	61	61
Demopolis	58	56	58	63	64	63
Eufaula	55	54	55	59	61	61
Fayette	56	55	57	62	61	61
Gadsden	53	51	54	60	59	58
Hamilton	54	56	57	61	60	61
Jasper	53	54	56	61	60	61
Montgomery	59	56	58	63	64	63
Selma	56	54	55	61	63	61
Troy	56	55	55	61	63	62
Tuscaloosa	58	58	59	64	63	64

Rain Chances

Probability of Precipitation (%) Forecast

	4/24		4/25		4/26		4/27		4/28	
	Fri		Sat		Sun		Mon		Tue	
	12am	12pm	12am	12pm	12am	12pm	12am	12pm	12am	12pm
Alex City	0	0	15	65	50	30	35	25	60	50
Anniston	0	5	15	70	50	30	35	30	65	45
Auburn	0	0	20	50	50	30	40	20	55	55
Birmingham	0	5	25	70	45	30	30	30	70	35
Clanton	0	5	15	65	45	30	35	25	60	45
Demopolis	0	10	20	65	35	30	35	30	60	35
Eufaula	0	0	10	35	45	30	35	15	40	65
Fayette	0	10	45	65	40	30	35	35	75	25
Gadsden	0	5	20	75	45	25	30	30	70	40
Hamilton	0	10	55	60	40	25	30	35	75	20
Jasper	0	5	40	70	45	30	30	35	75	30
Montgomery	0	5	15	55	45	30	35	25	50	50
Selma	0	5	15	60	40	30	35	25	50	45
Troy	0	0	10	45	40	30	30	20	40	60
Tuscaloosa	0	5	30	70	40	30	35	30	70	30





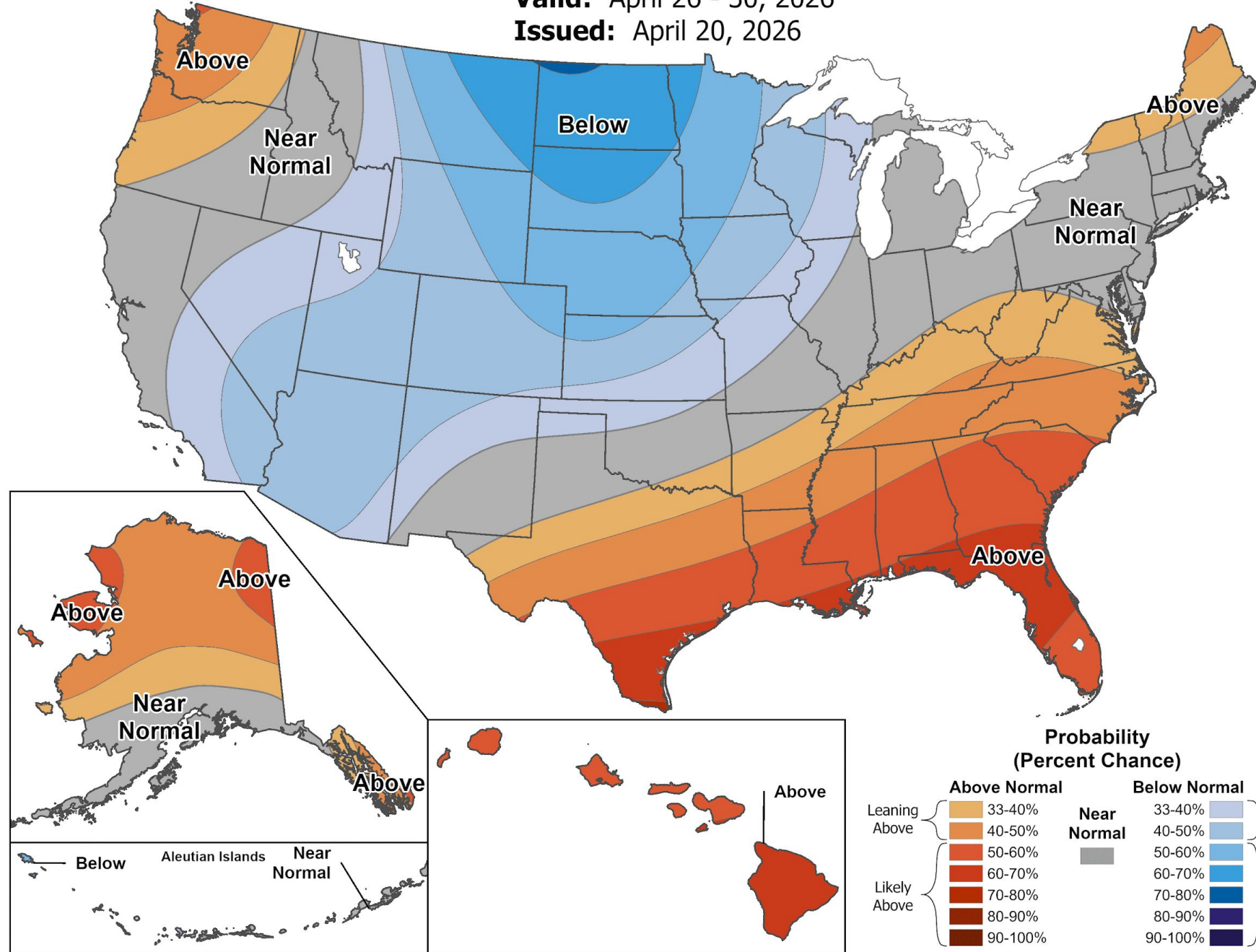
6-10 Day Outlook

May 4, 2026
9:30 PM



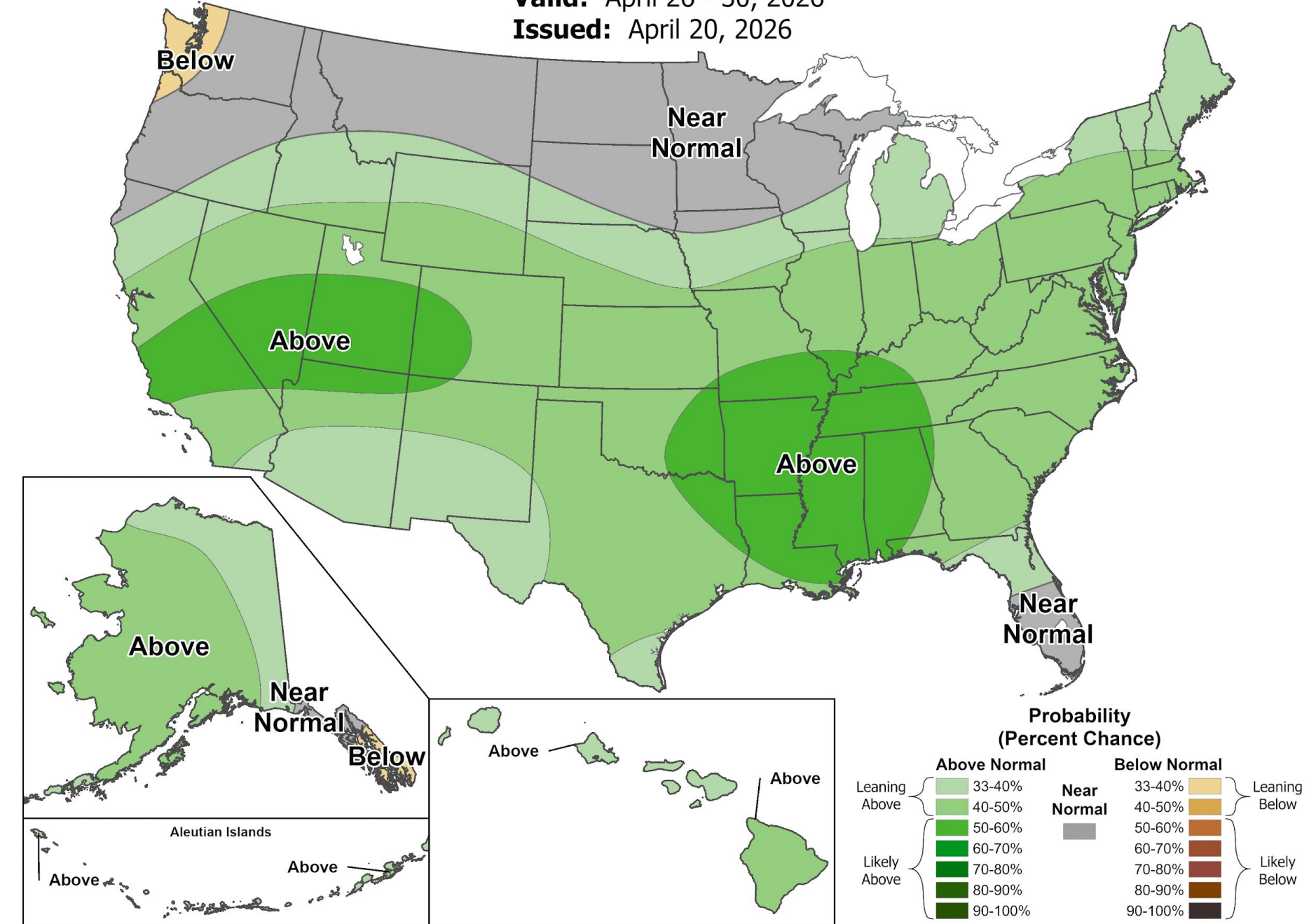
6-10 Day Temperature Outlook

Valid: April 26 - 30, 2026
Issued: April 20, 2026



6-10 Day Precipitation Outlook

Valid: April 26 - 30, 2026
Issued: April 20, 2026



Temperatures are near normal and precipitation is near normal to leaning above average.





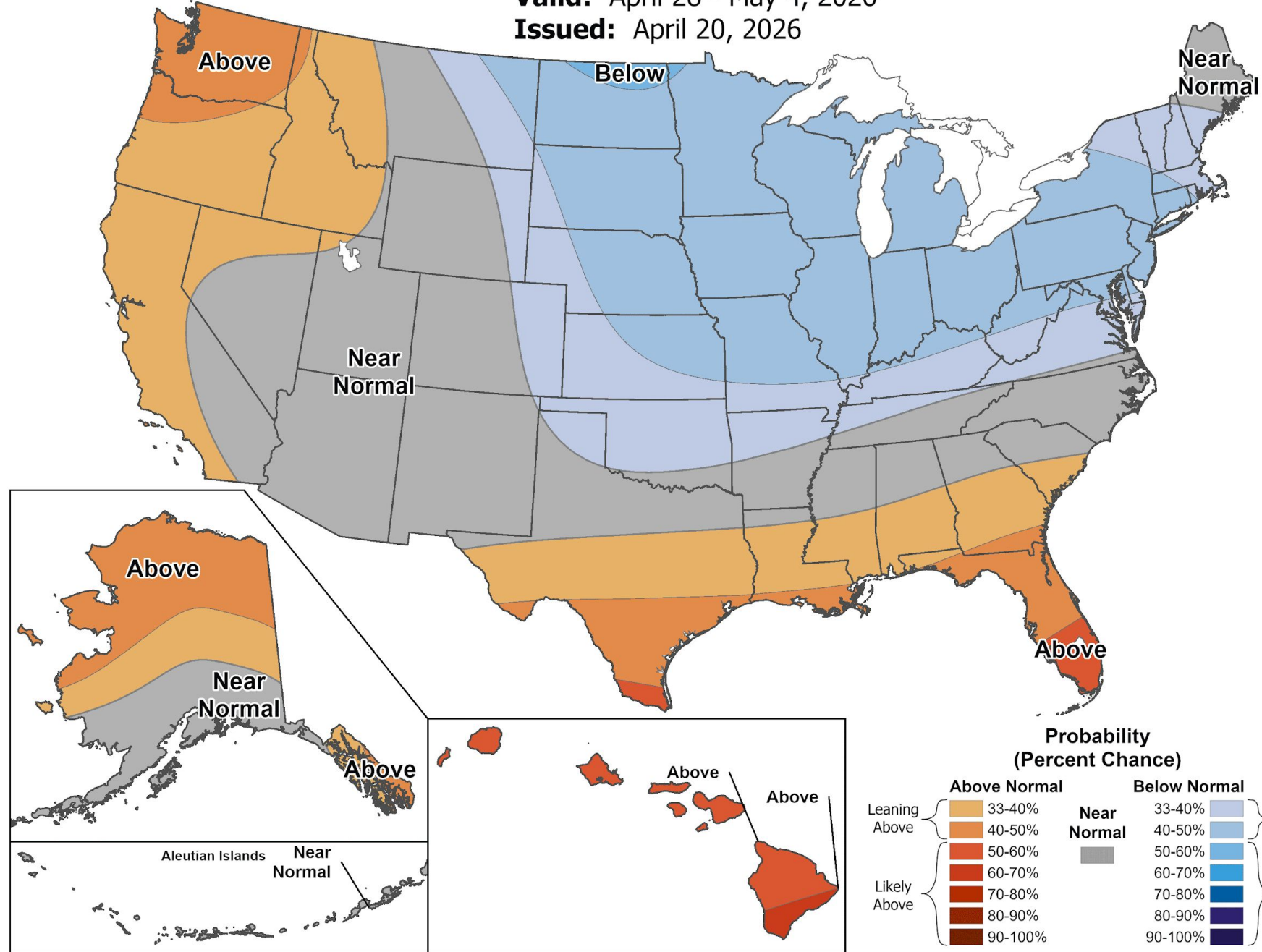
8-14 Day Outlook

May 4, 2026
9:30 PM



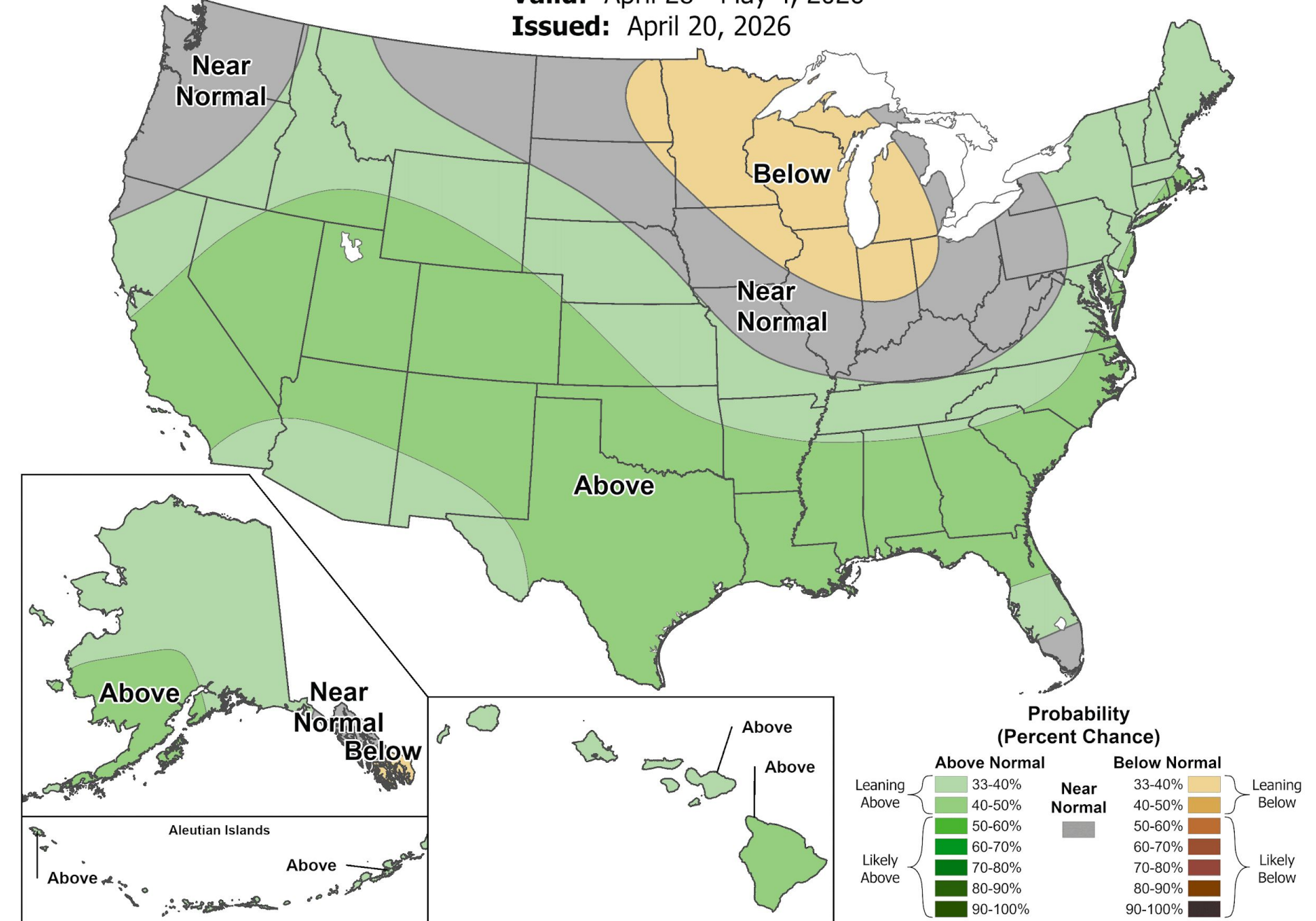
8-14 Day Temperature Outlook

Valid: April 28 - May 4, 2026
Issued: April 20, 2026



8-14 Day Precipitation Outlook

Valid: April 28 - May 4, 2026
Issued: April 20, 2026

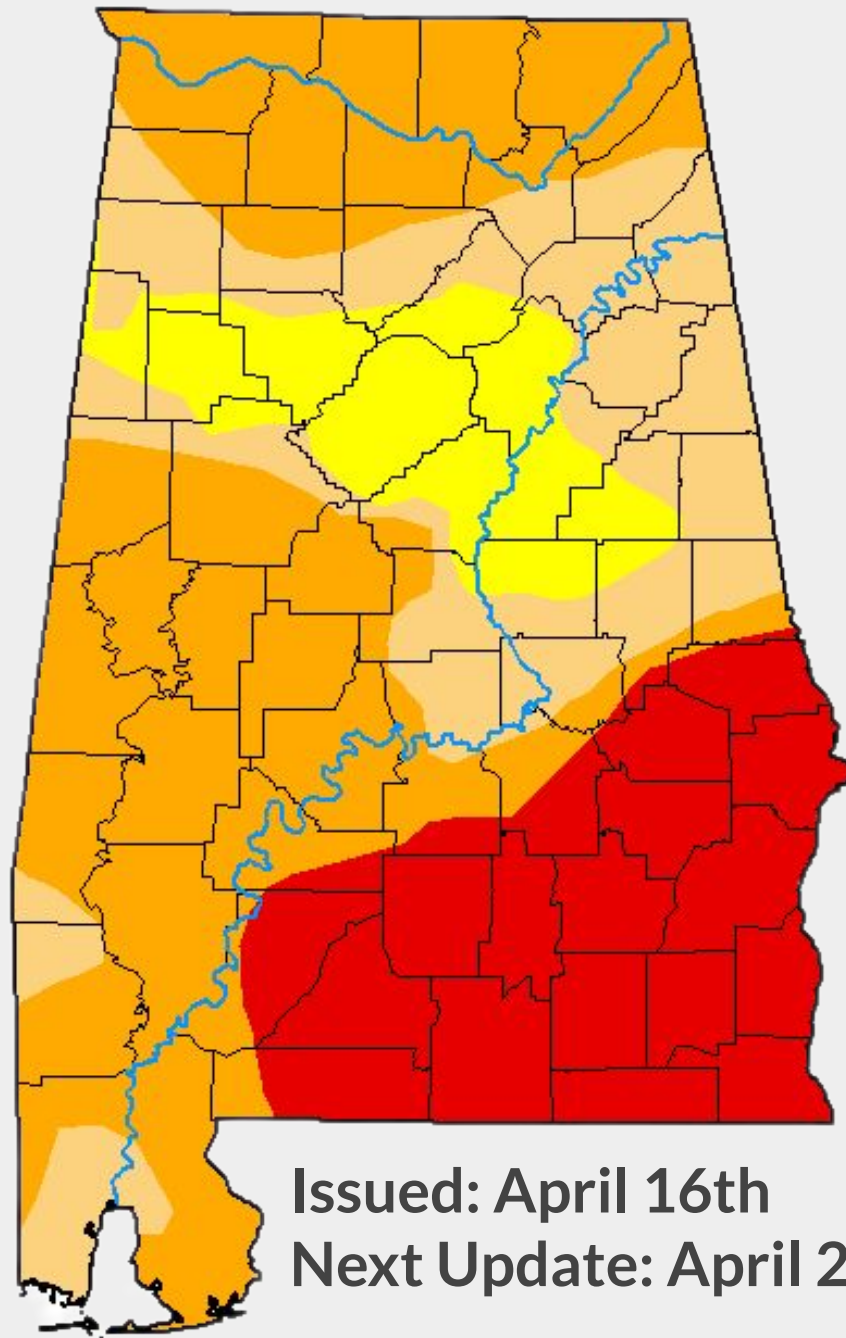


Temperatures are leaning above average and precipitation is leaning below average.



Weekly Drought Analysis for Alabama

Dryness Severity and Percent of Area Affected



None	Abnormally Dry	Moderate Drought	Severe Drought	Extreme Drought	Exceptional Drought
0%	11%	22%	42%	25%	0%

The Latest

- Drought is affecting all Alabama
- The worst drought conditions at this time are occurring across portions of the southeastern portions of Alabama
- While we do have low to medium rain chances this weekend, it will do little to alleviate the drought conditions.





Briefing Webpage

→ weather.gov/bmx/dss



Webinar

→ Next Webinar: None scheduled



Disclaimer

Information contained in this briefing is time-sensitive
→ Do Not Use After: 04/22/2026



Contact Information

Web

→ weather.gov/BMX

Phone

→ 205-664-3010

Email

→ nws.birmingham@noaa.gov

Facebook

→ @NWSBirmingham

X

→ @NWSBirmingham