



Denver Monthly Weather Summary March 2026

NWS Boulder

Issued: 4/2/2026



Monthly Overview

March 2026

Quick facts for March:

- **Warmest March, on record (51.6 degrees), for Denver. Previous record (50.4 degrees) in 1910.**
- **Average High Temp was 67.6 degrees, warmest on record, for Denver. Previous record 65.5 degrees in 2012.**
- **Warmest start to a year (42.7 degrees), for the period from January through March, at Denver. Previous record was 41.3 degrees in 1986.**
- **8 Days in March with 80 degrees or higher, at Denver. Previous record (3 days) in 1907.**
- **All time March high of 87 degrees occurred on the 25th, at Denver.**
- **2nd most 70 degree days or higher (14 days), for the month of March, at Denver.**
- **Most 60 degree days or higher (64 days), for the period from December through March, at Denver. Previous record (42 days) 1981/1934/1918.**

Temperatures were well above normal in March with below normal precipitation across much of the area.

Official rainfall at Denver (measured at DIA) was 0.66" which was 0.20" below normal.

Official snowfall at Denver was 10.5" which was 1.7" above normal.

The average mean temperature at Denver was 51.6 degrees which was 10 degrees above normal and the warmest March on record.





Monthly Temperature Data (March)

- Temperatures were well above normal in Denver this month. Denver's mean temperature was 51.6°F, which was 10°F above normal.
- The highest temperature for the month was 87°F on the 25th, and the lowest temperature was 5°F which occurred on the 16th.
- Several High temperature records were broken during the month including the 19th, 20th, 21st, 24th, 25th and 29th.

Temperature	Observed	Normal	Departure
Average High	67.6	55.7	11.9
Average Low	35.7	27.5	8.2
Average Mean	51.6	41.6	10.0

Temperature Records set this Month:

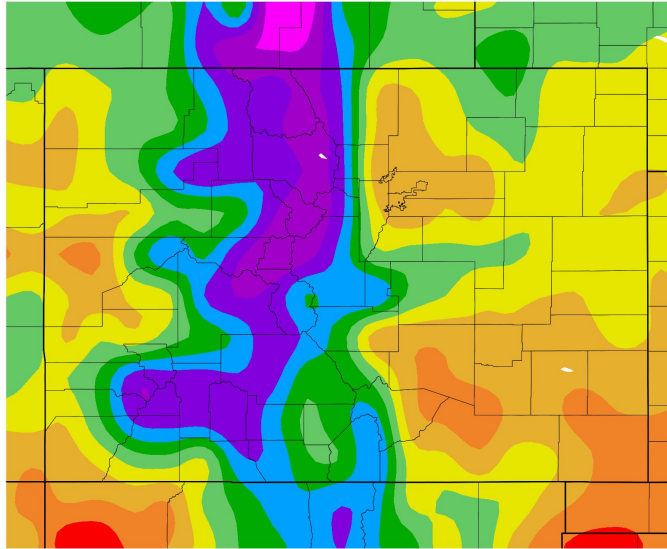
Date	Type	Observed	Previous Record (Year)
3/19-20/2026	High	85°/85°	81°/80° (1907)
3/21/2026	High	86°	78° (1995)
3/24/2026	High	81°	76° (1896)
3/25/2026	High	87°	75° (2012)
3/29/2026	High	79°	79° (1879)





Statewide Temperature March 2026

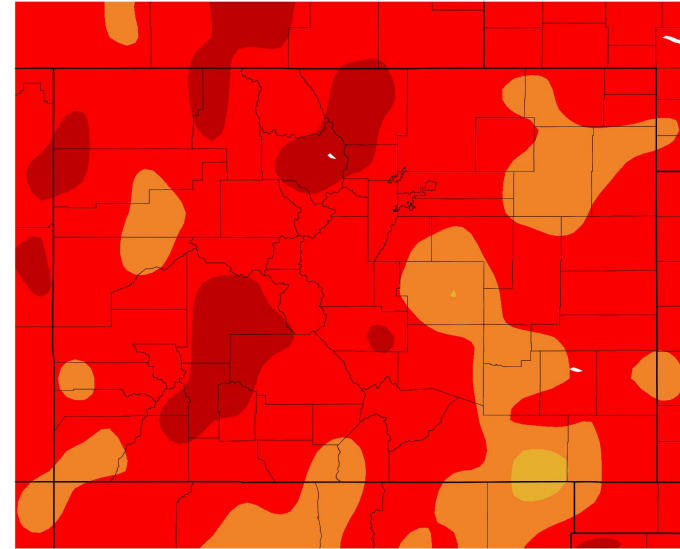
Temperature (F)
3/1/2026 - 3/31/2026



Generated 4/1/2026 using provisional data.

ACIS Web Services

Departure from Normal Temperature (F)
3/1/2026 - 3/31/2026



Generated 4/1/2026 using provisional data.

ACIS Web Services





Monthly Precipitation/Snowfall (March)

- Precipitation was below normal in Denver this month
- 10.5" of snow was observed, which was 1.7" above the normal March snowfall
- No precipitation records were observed this month

Precipitation	Observed	Normal	Departure
Total Precipitation	0.66"	0.86"	-0.20"
# of Days w/ Measurable	4	6	-2

Snowfall	Observed	Normal	Departure
Total Snowfall	10.5"	8.8"	+1.7"

Precipitation Records set this Month:

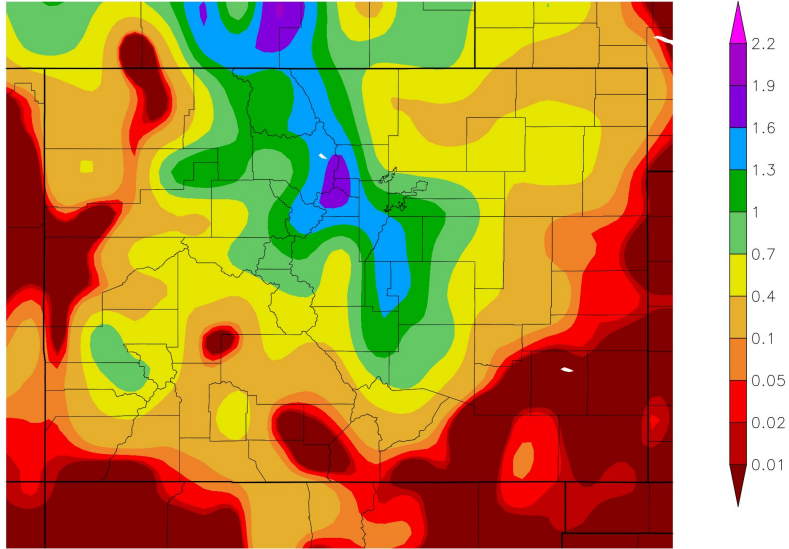
Date	Type	Observed	Previous Record (Year)
No Records Set this Month			





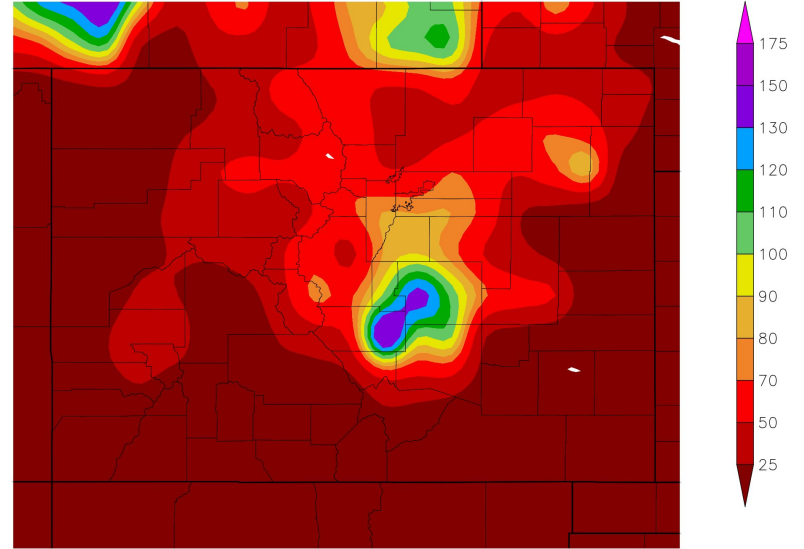
Statewide Precipitation March 2026

Precipitation (in)
3/1/2026 - 3/31/2026



ACIS Web Services

Percent of Normal Precipitation (%)
3/1/2026 - 3/31/2026



Generated 4/1/2026 using provisional data.

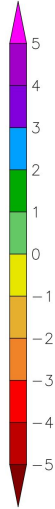
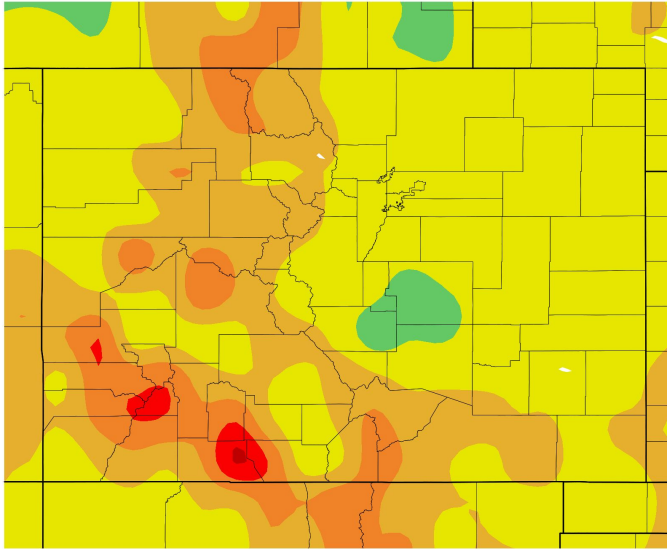
ACIS Web Services



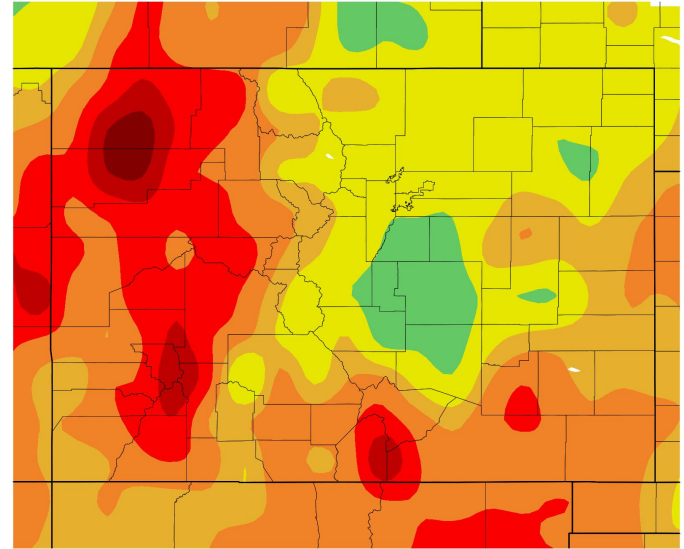


Statewide Precipitation March 2026

Departure from Normal Precipitation (in)
3/1/2026 - 3/31/2026



Monthly SPI
3/1/2026 - 3/31/2026



Generated 4/1/2026 using provisional data.

ACIS Web Services

Generated 4/1/2026 using provisional data.

ACIS Web Services





Top 10 Hi/Low Temperature Years

Average Temperatures for the Month of March (Records since 1872)

Top Ten Warmest

Rank	Temperature (°F)	Year(s)
1	51.6	2026
2	50.4	1910
3	49.2	2012
4	47.9	2017
5	47.2	1907
6	47.1	1986
7	47.0	1918
8	46.5	1879
9	46.4	2004
10	46.4	1946

Top Ten Coldest

Rank	Temperature (°F)	Year(s)
1	26.4	1912
2	28.0	1924
3	29.0	1965
4	29.7	1906
5	32.1	1969
6	32.2	1891
7	32.8	1958
8	33.0	1964
9	33.1	1899
10	33.2	1917





Top 10 Hi/Low Precipitation Years

Precipitation during the month of March (Records since 1872)

Top Ten **Wettest**

Rank	Precipitation (in.)	Year(s)
1	4.56"	1983
2	3.80"	2021
3	3.50"	1992
4	3.10"	1990
	3.10"	1891
6	3.07"	1905
7	3.05"	2003
8	3.03"	1909
9	2.85"	1959
10	2.75"	1944

Top Ten **Driest**

Rank	Precipitation (in.)	Year(s)
1	0.03"	2012
2	0.11"	1908
3	0.14"	2008
	0.14"	2004
5	0.18"	1982
6	0.19"	1999
7	0.20"	1882
8	0.21"	1883
	0.21"	1880
10	0.22"	1945, 1873





Top 10 Hi/Low Snowfall Years

Snowfall during the month of March (Records since 1882)

Top Ten Snowiest

Rank	Snowfall (in.)	Year(s)
1	35.2"	2003
2	34.0"	2021
3	32.5"	1944
4	31.3"	1891
5	30.5"	1983
6	29.2"	1961
7	26.8"	1959
8	25.7"	1923
9	25.2"	1952
10	24.8"	1929

Top Ten Least Snowiest

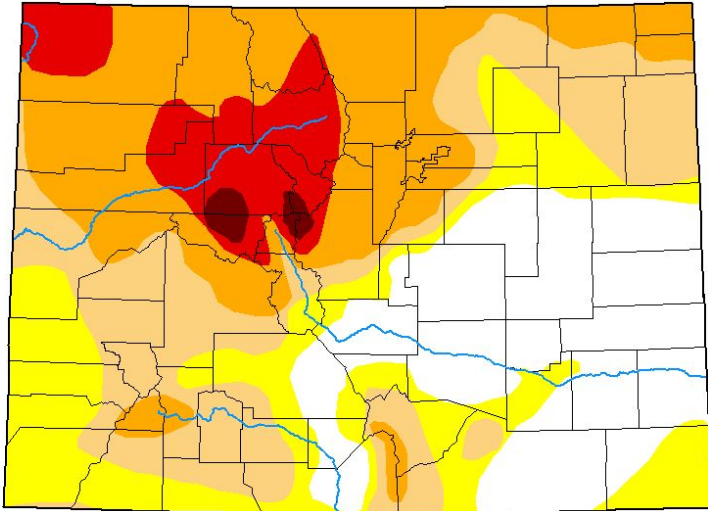
Rank	Precipitation (in.)	Year(s)
1	T	2017
	T	2012
3	0.3"	1883
4	0.4"	1911
5	0.5"	1885
6	1.1"	1887
7	1.8"	2004
8	2.0"	2025/1882
9	2.1"	1982
	2.1"	1908



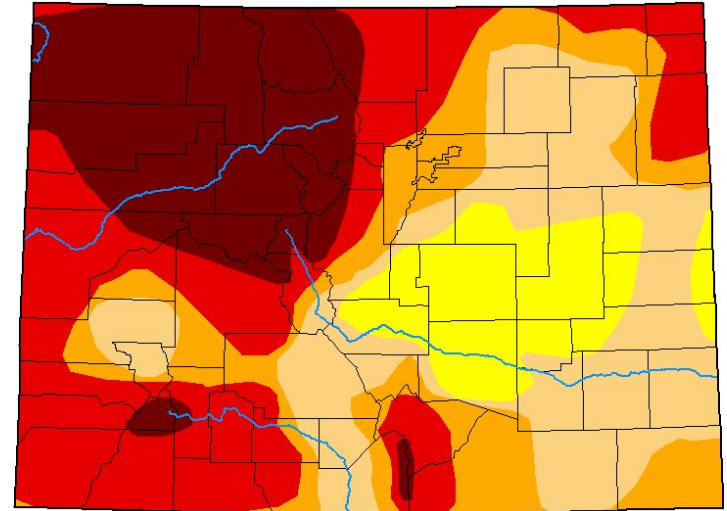


Drought Conditions Colorado

February 26, 2026



April 2nd, 2026



Intensity

- None
- D0 (Abnormally Dry)
- D1 (Moderate Drought)
- D2 (Severe Drought)
- D3 (Extreme Drought)
- D4 (Exceptional Drought)

Drought conditions worsened over the higher terrain and across most of the plains since late February. In fact, Exceptional Drought conditions have developed over most of the mountains.

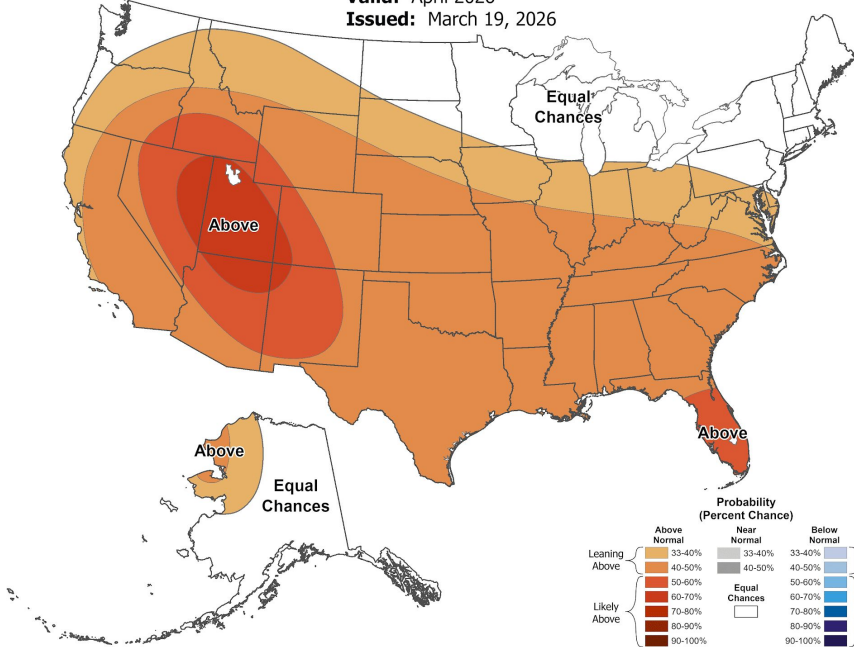




30 Day and 90 Day Temperature Outlooks

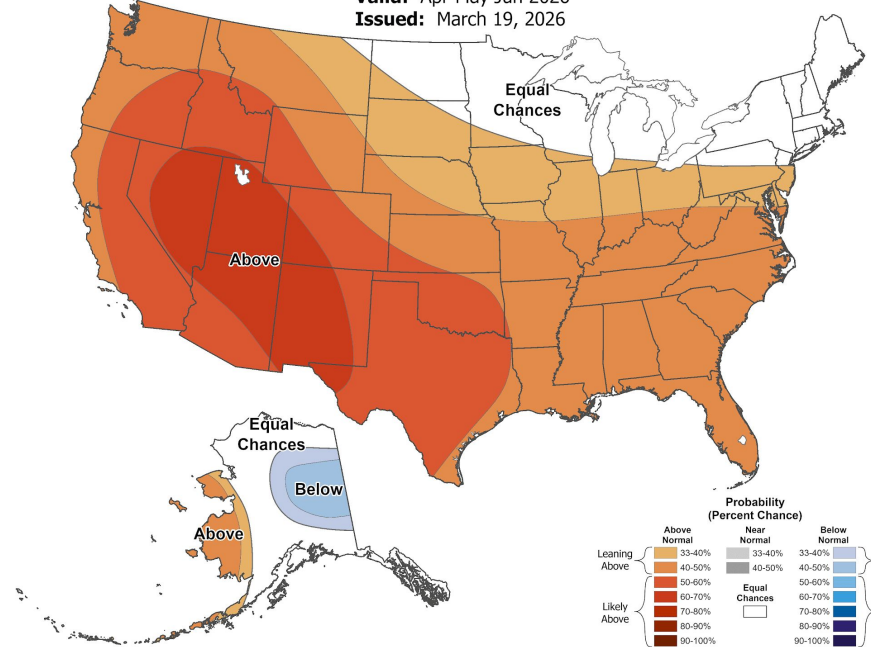
Monthly Temperature Outlook

Valid: April 2026
Issued: March 19, 2026



Seasonal Temperature Outlook

Valid: Apr-May-Jun 2026
Issued: March 19, 2026



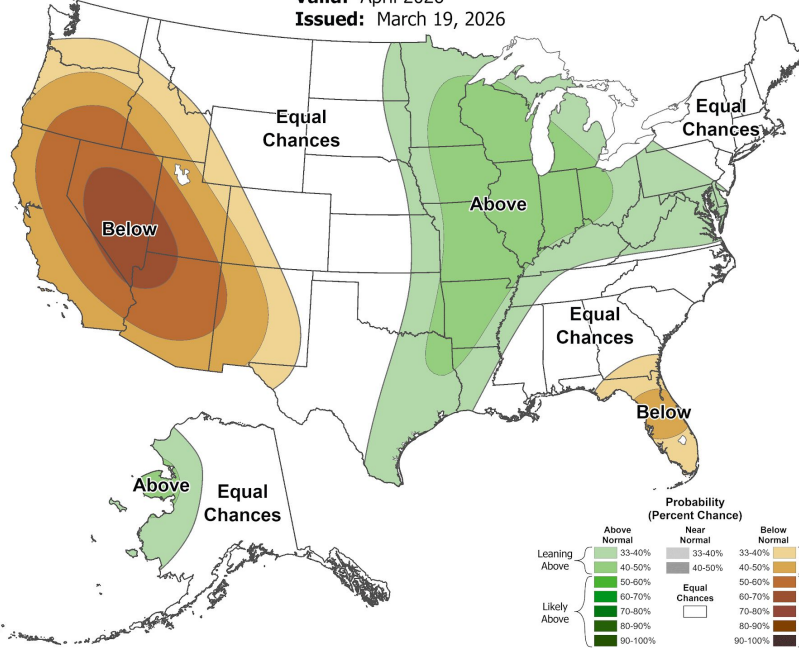


30 Day and 90 Day Precipitation Outlooks



Monthly Precipitation Outlook

Valid: April 2026
Issued: March 19, 2026



Seasonal Precipitation Outlook

Valid: Apr-May-Jun 2026
Issued: March 19, 2026

