



Iowa Tornado Statistics



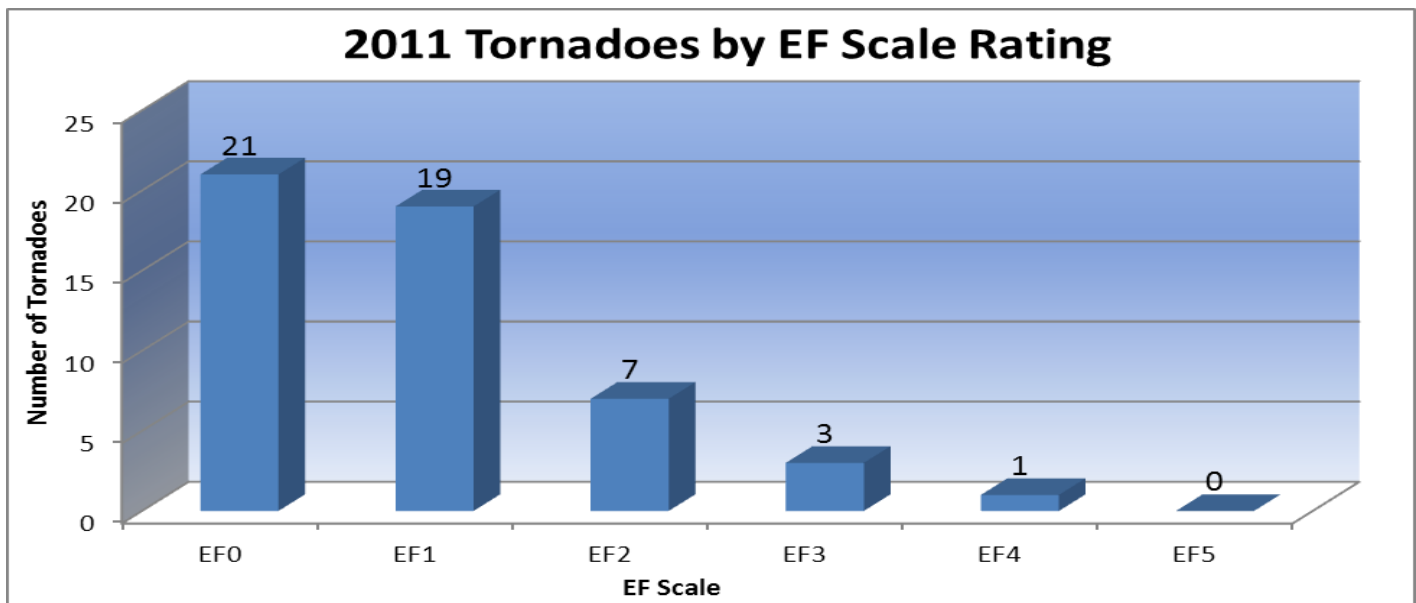
2011

Compiled by: Craig Cogil

Total Number of Tornadoes: 51
Number of Injuries: 16
Number of Deaths: 0
Path Length of All Tornadoes: 171.6 miles
Average Path Length: 3.4 miles
Average Width: 272 Yards
Longest Path Length Individual Tornado: 29.4 miles
Largest Width Individual Tornado: 2640 Yards (1.5 miles wide)
Peak Hour of Tornado Occurrence: 9PM - 10PM CDT
Peak Month of Tornado Occurrence: April
Most Tornadoes in a Day: April 9th with 20
Number of Tornado Days: 10

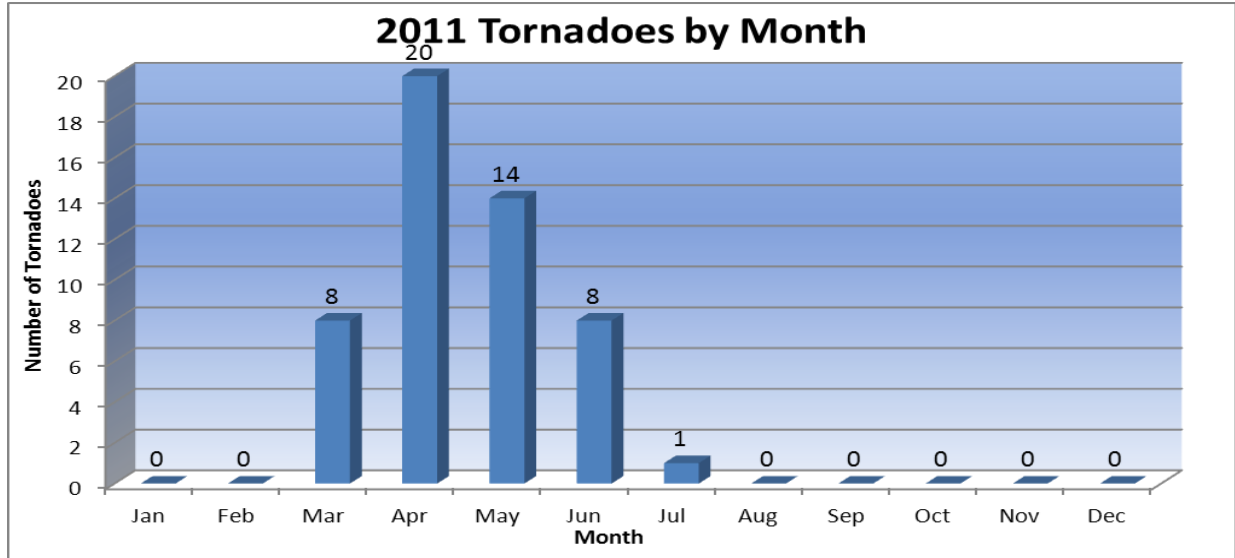
Tornadoes by EF-Scale:

EF0	EF1	EF2	EF3	EF4	EF5
21	19	7	3	1	0
41.2%	37.3%	13.7%	5.9%	1.9%	0.0%



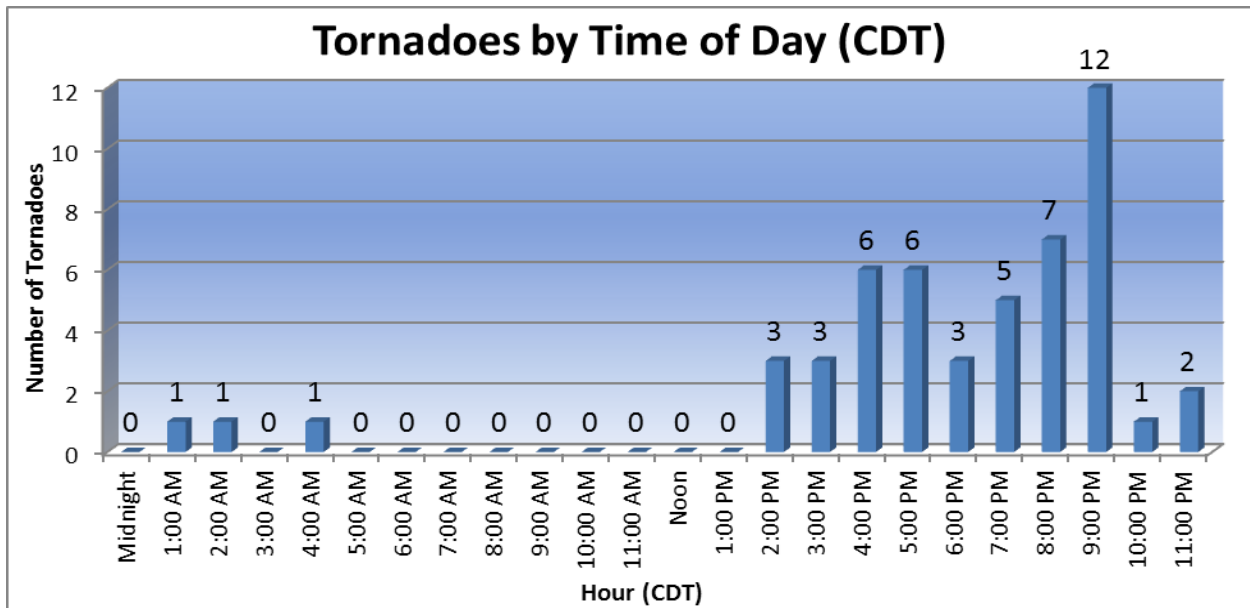
Tornadoes by Month:

Jan	Feb	Mar	Apr	May	Jun	Jul	Aug	Sep	Oct	Nov	Dec
0	0	8	20	14	8	1	0	0	0	0	0
0.0%	0.0%	15.7%	39.2%	27.5%	15.7%	1.9%	0.0%	0.0%	0.0%	0.0%	0.0%



Tornadoes by Time of Day (CDT):

MID	1AM	2AM	3AM	4AM	5AM	6AM	7AM	8AM	9AM	10AM	11AM
0	1	1	0	1	0	0	0	0	0	0	0
0.0%	1.9%	1.9%	0.0%	1.9%	0.0%	0.0%	0.0%	0.0%	0.0%	0.0%	0.0%
Noon	1PM	2PM	3PM	4PM	5PM	6PM	7PM	8PM	9PM	10PM	11PM
0	0	3	3	6	6	3	5	7	12	1	2
0.0%	0.0%	5.9%	5.9%	11.9%	11.9%	5.9%	9.8%	13.7%	23.5%	1.9%	3.9%



2011 Iowa Tornado Summary

The tornado season for 2011 started rapidly in March and early April but lost steam as the season progressed. Two significant tornado days occurred early in the season including March 22nd and April 9th. The March 22nd event was primarily located in southwest to south central Iowa during the late afternoon and evening hours. This event produced eight tornadoes over a two hour period with five EF0's, two EF1's and an EF2 tornado. The EF2 tornado occurred in Madison causing property damage to several farms with a roof torn off one of the houses and along with broken out windows.

The April 9th event was the largest outbreak of tornadoes in one day across Iowa since May 22, 2004 when 20 tornadoes also occurred. This tied May 22nd, 2004 for the fifth most tornadoes ever to occur in a single day in Iowa since 1950. This event started in the mid-evening when the first tornado touched down in Monona County, hitting the town of Mapleton with EF3 intensity. Nearly 100 homes were destroyed with many others severely damaged in a 12 to 15 block area on the southwest side of town. 14 injuries were reported in Mapleton with 500 individuals displaced due to the damage. Several other tornadoes continued over the next few hours from west central into north central Iowa. The largest of these was an EF3 tornado which tracked for over 29 miles from northern Sac County through southeast Buena Vista County and into western Pocahontas County. This tornado had a maximum width of nearly 1.5 miles at times along with numerous satellite tornadoes which tracked around the periphery of the main tornado including a tornado which did a loop and another tornado which spun anti-cyclonically (clockwise). The strongest satellite tornado was an EF4 which destroyed a farmstead and tossed a combine nearly 300 yards downwind. In total, there were four EF0's, eight EF1's, four EF2's, three EF3's and one EF4 with this outbreak.

Two events in May had six tornadoes a piece. The first of these events occurred on May 11th, primarily in western Iowa. This event was significant in that two tornadoes hit the town of Lenox within 5 minutes. Both tornadoes were rated EF1 causing extensive roof damage and numerous trees toppled. The other event occurred on May 22nd and was mainly in eastern Iowa. The most significant damage was in Howard County where several farmsteads were damaged along with widespread tree damage by an EF2 tornado.

The remainder of the season saw eleven more tornadoes occur on six different days. The most occurred on June 20th, when four tornadoes were observed. The last tornado of the season was on July 11th at the beginning of what turned into an extensive damaging derecho in portions of central and eastern Iowa. This was the earliest cessation of tornado activity in the state since reliable records started in 1980 beating the previous earliest cessation set on July 24, 1992. The 51 tornadoes in the state this year was just above the 30 year average of 47 tornadoes.

If you have any questions, please contact Craig Cogil at craig.cogil@noaa.gov