




San Antonio Area Monthly Rankings: January



Rank	Warmest Avg Temp		Warmest Avg High		Warmest Avg Low		Wettest	
1 st	62.0	1923	72.9	2006	51.5	1907	8.52	1968
2 nd	60.5	1907	72.6	1923	51.5	1933	5.86	1931
3 rd	60.0	1933	70.5	1971	51.4	1923	5.64	1992
4 th	59.4	1952	70.4	1952	50.5	1890	5.63	1891
5 th	59.4	1890	70.1	1953	50.3	1950	5.42	1900


Rank	Coolest Avg Temp		Coolest Avg High		Coolest Avg Low		Driest	
1 st	43.2	1930	52.3	1930	32.2	1886	T	1996
2 nd	43.3	1978	52.4	1979	33.3	1962	0.02	1911
3 rd	43.7	1979	52.9	1978	33.5	1948	0.04	1999
4 th	43.9	1940	53.5	1940	33.6	1985	0.04	1971
5 th	44.0	1977	53.8	1977	33.8	1978	0.09	1914

Updated: Aug 2022

POR: 7/1885 – 8/2022



San Antonio Area Monthly Rankings: February



Rank	Warmest Avg Temp		Warmest Avg High		Warmest Avg Low		Wettest	
1 st	64.1	2017	76.3	2008	54.2	1932	7.88	1903
2 nd	63.0	1932	76.1	2009	54.0	1957	6.43	1965
3 rd	62.9	2009	75.9	2017	53.8	1892	6.37	1992
4 th	62.9	1957	75.4	1954	53.0	1938	5.63	2012
5 th	62.8	1962	75.1	1962	52.4	2017	5.47	1923


Rank	Coolest Avg Temp		Coolest Avg High		Coolest Avg Low		Driest	
1 st	43.9	1905	54.3	1905	33.5	1905	0.01	1999
2 nd	45.2	1895	55.1	1895	34.2	1899	0.01	1916
3 rd	45.8	1899	57.0	1978	35.2	1895	0.03	1954
4 th	46.4	1978	57.4	1899	35.6	1947	0.04	1974
5 th	48.2	1968	57.9	1903	35.8	1978	0.08	2007

Updated: Aug 2022

POR: 7/1885 – 8/2022



San Antonio Area Monthly Rankings: March



Rank	Warmest Avg Temp		Warmest Avg High		Warmest Avg Low		Wettest	
1 st	71.1	1907	82.1	1916	60.2	1907	7.24	2007
2 nd	69.1	1904	82.0	1907	59.4	2020	6.12	1992
3 rd	68.9	2020	81.4	1904	58.4	1938	5.91	1921
4 th	68.6	1916	80.5	1971	58.1	2017	5.17	1990
5 th	68.3	1938	79.7	1910	57.7	1921	5.06	1994


Rank	Coolest Avg Temp		Coolest Avg High		Coolest Avg Low		Driest	
1 st	53.2	1915	63.9	1915	42.5	1915	T	1899
2 nd	54.9	1969	65.2	1969	43.0	1947	0.01	2011
3 rd	54.9	1965	66.1	1912	43.0	1965	0.03	1961
4 th	55.8	1958	66.2	1941	44.3	1996	0.03	1954
5 th	56.0	twice	66.3	1888	44.5	1969	0.04	1971

Updated: Aug 2022

POR: 7/1885 – 8/2022



San Antonio Area Monthly Rankings: April



Rank	Warmest Avg Temp		Warmest Avg High		Warmest Avg Low		Wettest	
1st	76.7	2006	88.8	2006	66.8	1967	11.64	1915
2nd	76.5	1967	87.9	2011	64.6	2006	9.32	1957
3rd	75.7	2011	87.2	1948	64.1	2002	9.11	1900
4th	74.6	1963	86.3	1967	63.9	1925	8.99	1949
5th	74.3	2022/1893	85.9	1972	63.8	1954	8.80	1977


Rank	Coolest Avg Temp		Coolest Avg High		Coolest Avg Low		Driest	
1st	63.9	1997	73.9	1931	51.8	1987	0.01	2005
2nd	64.2	1931	74.3	1997	52.4	1983	0.03	2011
3rd	64.5	1949	74.6	1949	53.1	1980	0.04	2012
4th	65.2	2007	74.9	2007	53.5	1997	0.05	1998
5th	65.2	1983	75.2	1926	53.9	1998	0.11	1984

Updated: Aug 2022

POR: 7/1885 – 8/2022



San Antonio Area Monthly Rankings: May



Rank	Warmest Avg Temp		Warmest Avg High		Warmest Avg Low		Wettest	
1st	83.0	2022	94.8	2022	71.1	2022	14.07	1935
2nd	81.9	1996	92.7	1989	71.1	1996	13.19	2013
3rd	81.7	1989	92.6	1996	70.8	1899	12.85	1987
4th	80.5	2018	91.6	2018	70.7	1989	12.47	1993
5th	80.5	1927	91.6	2008	70.3	2003	11.24	1972


Rank	Coolest Avg Temp		Coolest Avg High		Coolest Avg Low		Driest	
1st	71.0	1907	80.0	1907	61.1	1917	0.12	2003
2nd	71.3	1976	80.3	1885	61.4	1976	0.17	1961
3rd	71.5	1885	80.9	1891	61.6	1952	0.33	1989
4th	71.6	1924	81.0	1903	61.6	1944	0.34	1998
5th	71.6	1917	81.1	1924	61.9	1907	0.41	1988

Updated: Aug 2022

POR: 7/1885 – 8/2022



San Antonio Area Monthly Rankings: June



Rank	Warmest Avg Temp		Warmest Avg High		Warmest Avg Low		Wettest	
1st	87.7	2022	99.5	2022	76.4	1990	11.95	1986
2nd	87.4	1990	98.5	1990	75.9	2018	10.44	1973
3rd	86.8	2008	98.1	2009	75.8	2022	9.47	2004
4th	86.4	2018	98.0	2008	75.6	2008	8.71	1981
5th	86.3*	2009	97.7	1998	75.2	2010	8.41	1935

* Also 1998


Rank	Coolest Avg Temp		Coolest Avg High		Coolest Avg Low		Driest	
1st	75.8	1903	85.9	1903	65.7	1903	0.01	2008
2nd	77.5	1919	86.5	1919	68.0	1912	0.01	1967
3rd	78.4	1912	87.1	1890	68.5	1919	0.01	1914
4th	78.5	1920	87.2	1973	68.8	1966	0.02	1917
5th	78.5	1890	87.3	1935	68.8	1974	0.02	1902

Updated: Aug 2022

POR: 7/1885 – 8/2022



San Antonio Area Monthly Rankings: July



Rank	Warmest Avg Temp		Warmest Avg High		Warmest Avg Low		Wettest	
1 st	89.8	2022	101.6	2022	78.0	2022	16.92	2002
2 nd	88.7	2009	100.6	2009	77.3	2020	11.76	2007
3 rd	88.5	2020	99.9	1980	77.2	1979	8.29	1990
4 th	88.1	1980	99.7	2020	77.0	2011	8.19	1942
5 th	88.0	1998	99.7	1998	76.9	2009	8.12	2003

Rank	Coolest Avg Temp		Coolest Avg High		Coolest Avg Low		Driest	
1 st	79.8	1976	86.6	1976	70.4	1905	T	1997
2 nd	79.8	1903	87.4	2007	70.8	1903	T	1993
3 rd	80.4	2007	88.8	1903	71.1	1885	T	1984
4 th	80.5	1885	89.0	1919	71.3	1947	T	1944
5 th	80.7	1919	89.7	1975	71.3	1904	0.01*	2022


Updated: Aug 2022

*Also 1953

POR: 7/1885 – 8/2022



San Antonio Area Monthly Rankings: August




Rank	Warmest Avg Temp		Warmest Avg High		Warmest Avg Low		Wettest	
1 st	90.0	2011	101.5	2011	78.5	2011	11.14	1974
2 nd	88.6	2019	100.7	2013	77.9	2019	9.42	1971
3 rd	88.6	2013	100.3	2009	77.4	2010	9.09	1892
4 th	88.3	2009	100.1	2020	76.8	2006	8.55	1894
5 th	88.3	2006	99.8	2006	76.7	2014	7.83	2001

Rank	Coolest Avg Temp		Coolest Avg High		Coolest Avg Low		Driest	
1 st	80.1	1894	89.3	1974	70.5	1891	0.00	1952
2 nd	80.7	1889	89.3	1894	70.6	1889	0.00	1902
3 rd	80.9	1892	89.8	1892	70.9	1894	0.00	1899
4 th	81.1	1974	90.0	1971	71.0	1949	T	1924
5 th	81.2	1903	90.6	1903	71.2	1904	0.01	twice

Updated: Aug 2022

POR: 7/1885 – 8/2022



San Antonio Area Monthly Rankings: September

Rank	Warmest Avg Temp		Warmest Avg High		Warmest Avg Low		Wettest	
1 st	85.8	2019	96.5	2019	75.5	1986	16.86	2018
2 nd	84.6	1911	96.2	2011	75.2	1980	15.78	1946
3 rd	84.3	2005	95.4	2005	75.1	2019	13.09	1973
4 th	83.7	1986	94.8	1911	74.3	1911	11.16	1967
5 th	83.6	1980	94.6	1954	73.7	1933	11.10	1957


Rank	Coolest Avg Temp		Coolest Avg High		Coolest Avg Low		Driest	
1 st	72.3	1974	80.7	1974	63.9	1974	0.01	1931
2 nd	73.6	1889	82.1	1889	64.9	1968	0.04	1937
3 rd	75.3	1888	83.9	1967	64.9	1918	0.05	1999
4 th	75.5	1967	84.9	1888	65.1	1889	0.06	1947
5 th	75.6	twice	85.0	1913	65.3	1942	0.10	1893

Updated: Aug 2022

POR: 7/1885 – 8/2022



San Antonio Area Monthly Rankings: October



Rank	Warmest Avg Temp		Warmest Avg High		Warmest Avg Low		Wettest	
1st	78.0	1931	89.5	1979	67.5	1947	18.07	1998
2nd	76.9	2004	87.6	1931	67.0	1926	11.90	2009
3rd	76.3	1934	87.4	2020	66.9	1931	9.75	1994
4th	76.3	1947	87.3	1950	66.7	1941	9.56	1942
5th	76.3	2014	87.1	1956	66.5	1962	9.47	2004


Rank	Coolest Avg Temp		Coolest Avg High		Coolest Avg Low		Driest	
1st	61.0	1976	72.2	1976	49.9	1976	T	1952
2nd	65.6	1952	74.7	1958	51.2	1952	0.03	1898
3rd	66.1	1906	76.0	1936	52.6	1964	0.07	1939
4th	66.3	1936	76.6	1923	53.8	1966	0.08	1950
5th	66.3	1964	77.0	4 times	54.3	1906	0.08	1893

Updated: Aug 2022

POR: 7/1885 – 8/2022



San Antonio Area Monthly Rankings: November



Rank	Warmest Avg Temp		Warmest Avg High		Warmest Avg Low		Wettest	
1st	69.8	1927	80.1	1927	59.4	1927	9.46	2004
2nd	68.2	1909	78.3	1988	58.3	1909	8.58	2000
3rd	66.5	2017	78.1	1909	57.9	1931	7.21	2014
4th	66.5	1931	77.7	2005	57.8	1913	6.79	1907
5th	66.5	1924	77.7	1949	56.4	1985	6.01	1977


Rank	Coolest Avg Temp		Coolest Avg High		Coolest Avg Low		Driest	
1st	52.1	1976	61.9	1976	40.6	1959	T	1966
2nd	53.3	1959	64.3	1907	42.2	1976	T	1903
3rd	54.0	1972	64.6	1929	42.2	1972	T	1894
4th	55.0	1929	64.7	1888	42.6	1970	0.01	2008
5th	55.8	1889	64.8	1918	43.9	1889	0.01	1970

Updated: Aug 2022

POR: 7/1885 – 8/2022



San Antonio Area Monthly Rankings: December



Rank	Warmest Avg Temp		Warmest Avg High		Warmest Avg Low		Wettest	
1st	66.0	1889	74.1	2021	58.1	1889	13.96	1991
2nd	64.2	2021	74.0	1889	54.3	2021	7.11	1986
3rd	62.5	1933	73.5	1933	51.5	1933	6.22	2016
4th	60.1	1970	71.7	1970	50.6	1984	6.22	1937
5th	59.7	1922	70.6	1954	49.9	1922	5.73	1891

Rank	Coolest Avg Temp		Coolest Avg High		Coolest Avg Low		Driest	
1st	43.0	1983	53.0	1914	31.5	1989	T	1917
2nd	43.4	1989	54.1	1983	31.9	1983	0.03	1950
3rd	45.6	1963	55.2	1989	35.4	1963	0.04	1894
4th	46.3	1914	55.8	2000	36.7	1973	0.08	2004
5th	46.4	2000	55.9	1963	36.9	2000	0.09	1985

Updated: Aug 2022

POR: 7/1885 – 8/2022