

# NWS Houston, Texas December 2021 Regional Climate Summary

**Produced by Jimmy Fowler**

## *...Warmest December on Record for Most of Southeast Texas...*

*Extremely warm conditions led to our warmest December on record for most of the area, and it wasn't even close. There were 74 daily temperature records set across the area for either record daily high mins or maxes with Galveston, Houston, and Houston-Hobby experiencing their warmest December days on record. This past December was closer climatologically to our typical March/April than it was to our typical December. Below average rainfall for the month led to the expansion of drought conditions across most of the area.*

# Table of Contents

Page Number	Page Title
1	Cover
2	Table of Contents
3	By the Numbers
4	Precipitation Summary
5	Precipitation Graph
6	Precipitation Imagery
7	Temperature Summary
8	Temperature Charts
9 – 11	Exceptional Warmth
12 – 19	Daily Record Reports
20	Drought Monitor
21	Next Month Outlook
22	ENSO Review
23	Climate Primary Site History



# By the Numbers: December 2021

Location (records started)	Average Temp	Ranking	Total Rainfall	Ranking
City of Houston, TX (1888)	67.8°F	<b>Warmest on Record</b>	2.10"	29 <sup>th</sup> Driest
Houston Hobby, TX (1930)	69.8°F	<b>Warmest on Record</b>	1.85"	20 <sup>th</sup> Driest
City of Galveston, TX (1871)	<b>69.9°F</b>	<b>Warmest on Record</b>	1.19"	11 <sup>th</sup> Driest
City of College Station, TX (1882)	66.5°F	2 <sup>nd</sup> Warmest	2.29"	47 <sup>th</sup> Driest
Conroe, TX (1997)	<b>64.9°F</b>	<b>Warmest on Record</b>	<b>4.43"</b>	5 <sup>th</sup> Wettest
Huntsville, TX (1997)	67.0°F	<b>Warmest on Record</b>	1.15"	4 <sup>th</sup> Driest
Sugar Land, TX (2000)	69.2°F	<b>Warmest on Record</b>	2.40"	9 <sup>th</sup> Driest
Palacios, TX (1943)	67.9°F	<b>Warmest on Record</b>	0.90"	12 <sup>th</sup> Driest
Clover Field (Pearland), TX (1997)	67.9°F	<b>Warmest on Record</b>	<b>3.01"</b>	10 <sup>th</sup> Driest
David Wayne Hooks (Tomball), TX (1998)	67.2°F	<b>Warmest on Record</b>	1.70"	7 <sup>th</sup> Driest
Angleton, TX (1998)	68.1°F	<b>Warmest on Record</b>	2.41"	12 <sup>th</sup> Driest
League City, TX (1990)	67.2°F	<b>Warmest on Record</b>	2.00"	5 <sup>th</sup> Driest

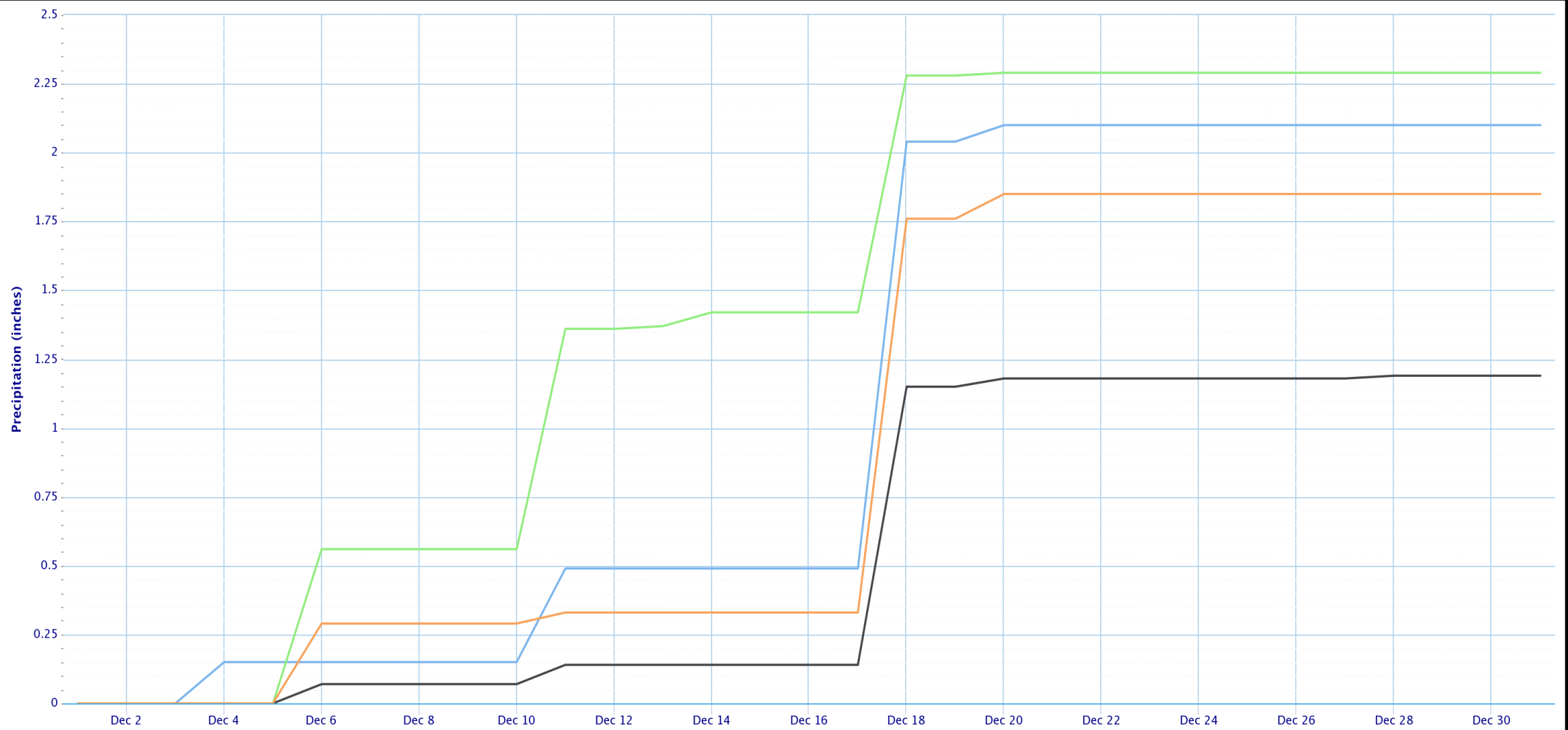


# Precipitation

Location	Total Precipitation (in.)	Departure from Normal (in.)	Number of Thunder Days	Maximum Daily Precipitation (in./date)	
Galveston (GLS)	1.19	<b>-3.04</b>	2	1.01	18 <sup>th</sup>
Houston Hobby (HOU)	1.85	<b>-2.49</b>	2	1.43	18 <sup>th</sup>
City of Houston (IAH)	2.10	<b>-1.93</b>	2	1.55	18 <sup>th</sup>
College Station (CLL)	2.29	<b>-1.42</b>	2	0.86	18 <sup>th</sup>



# Precipitation Accumulation Graph



City of Houston

City of Galveston

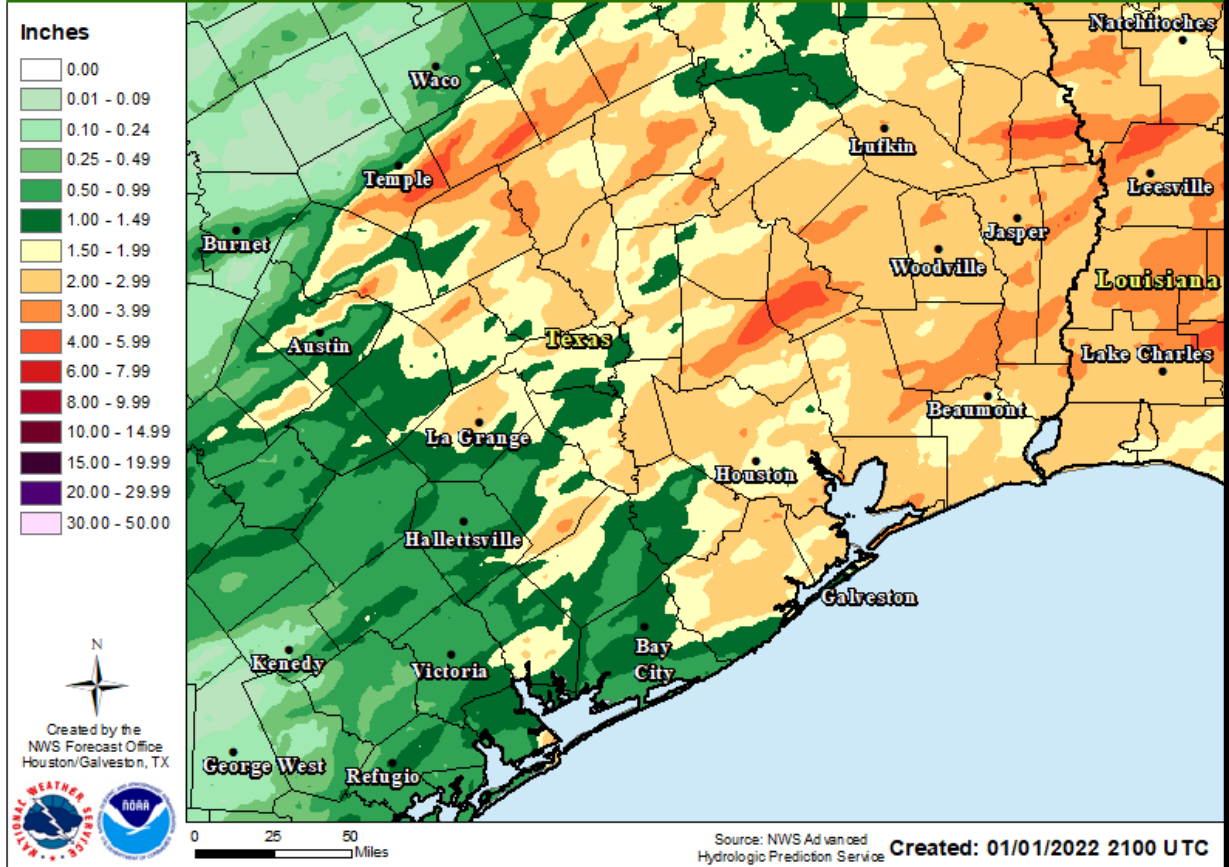
City of College Station

Houston-Hobby

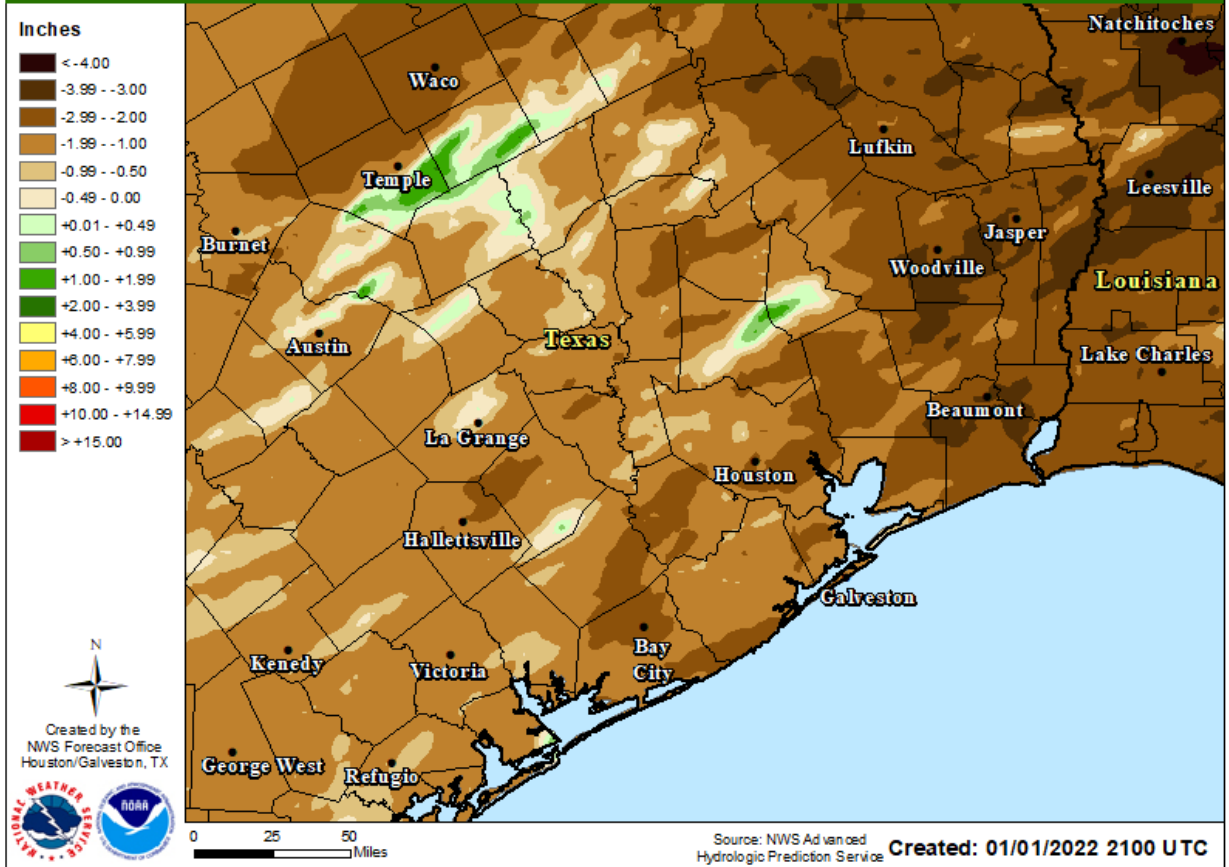


# Precipitation Maps

### Total Monthly Precipitation - December 2021



### Total Monthly Precipitation Departure From Normal - December 2021



# Temperature

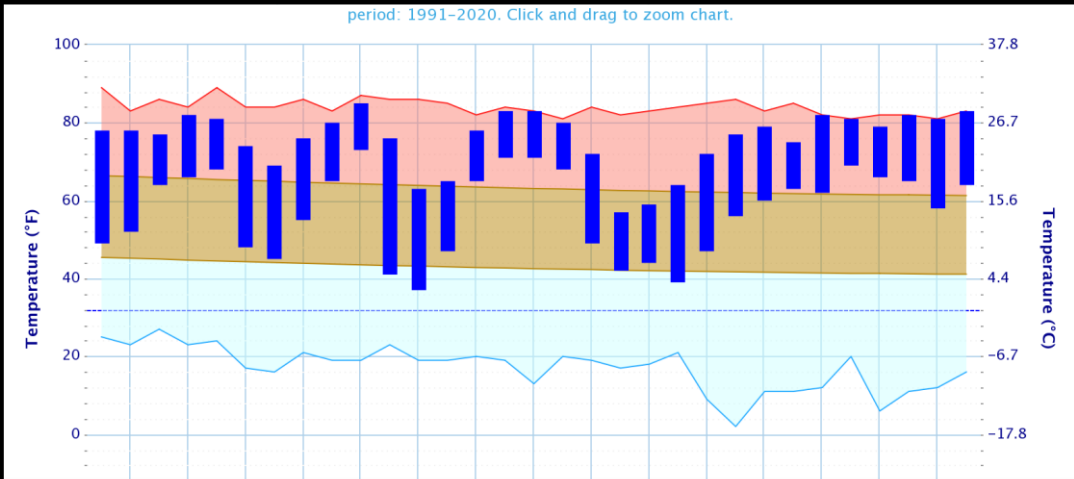
Location	Average High Temp (F)	Average Low Temp (F)	Average Temp (F)	Normal Average Temp (F)	Departure From Normal Average (F)	Maximum Temperature (F)	Minimum Temperature (F)
Galveston (GLS)	75.5	64.2	69.9	58.5	<b>+11.4</b>	82 on the 28 <sup>th</sup>	49 on the 12 <sup>th</sup>
Houston Hobby (HOU)	78.2	61.4	69.8	56.9	<b>+12.9</b>	87 on the 9 <sup>th</sup>	42 on the 21 <sup>st</sup>
City of Houston (IAH)	76.9	58.8	67.8	55.4	<b>+12.4</b>	85 on the 9 <sup>th</sup> & 10 <sup>th</sup>	40 on the 12 <sup>th</sup> & 21 <sup>st</sup>
College Station (CLL)	75.8	57.1	66.5	53.1	<b>+13.4</b>	85 on the 10 <sup>th</sup>	37 on the 12 <sup>th</sup>



# Temperature Charts

### City of College Station

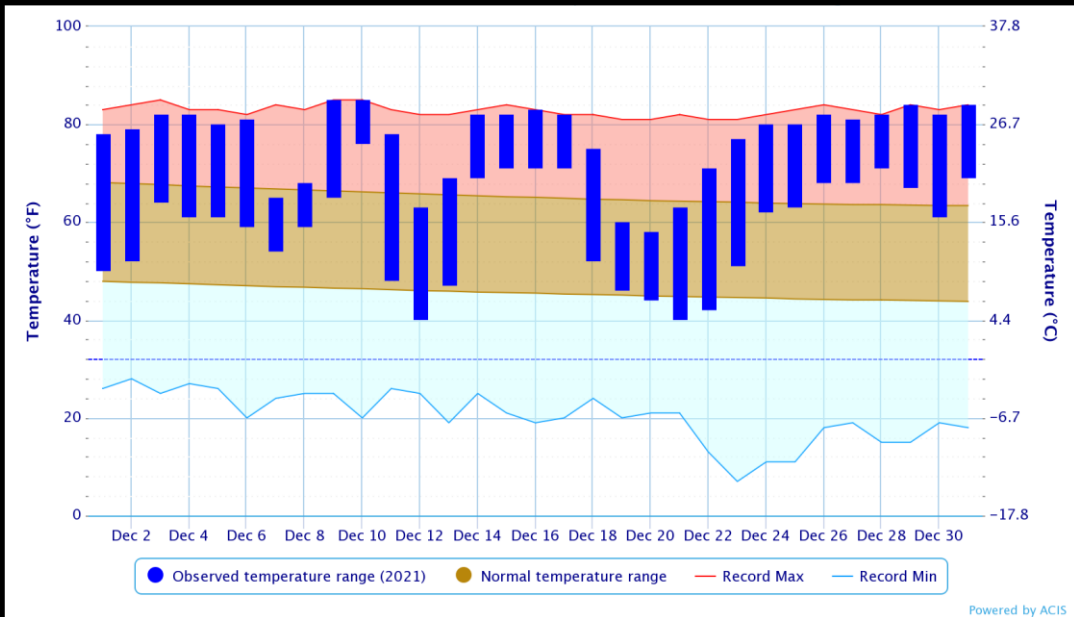
period: 1991-2020. Click and drag to zoom chart.



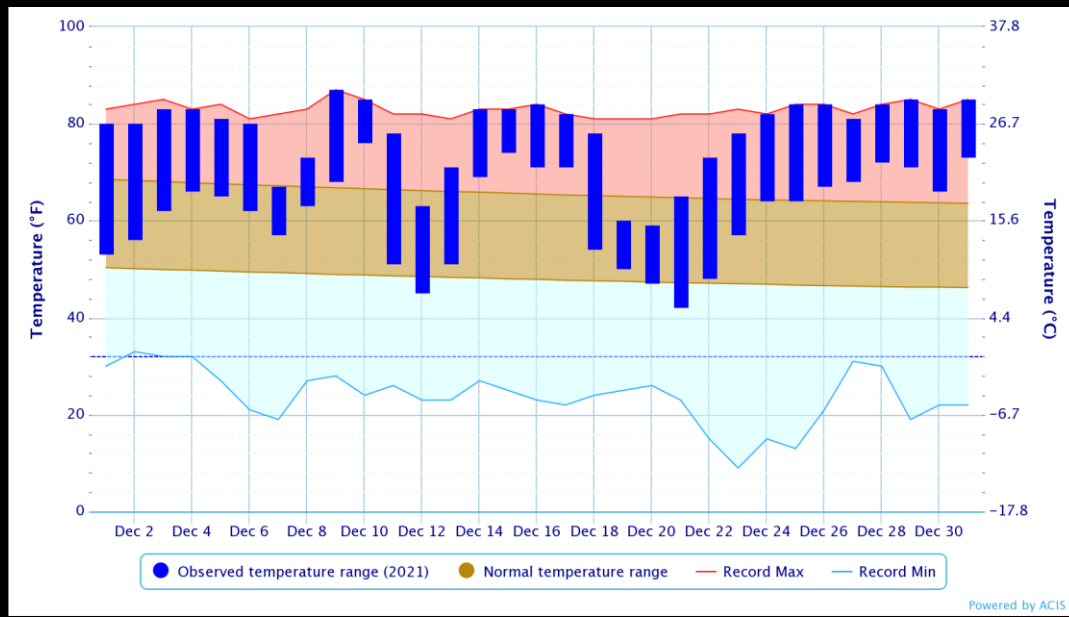
### City of Galveston



### City of Houston



### Houston-Hobby





# Exceptional Warmth

City of Houston		
1	67.8	2021
2	64.4	1933
3	63.4	1984
4	61.4	1922
5	60.5	1970

Houston-Hobby		
1	69.8	2021
2	64.8	1984
3	64.0	1933
4	62.4	1970
5	61.9	1971

December 2021 was the warmest December on record for Houston-Hobby, City of Houston, and City of Galveston beating the previous warmest December by +5.0°F, +3.4°F, and 3.5°F, respectively. The City of College Station was the second warmest December on record missing the number one spot by 0.1°F.


This past December was closer climatologically to April than our normal December weather.

Galveston in particular had an exceptionally warm month with 30 new daily record high maximum or high minimum temperatures. Before this past December, Galveston only reached 80 degrees four times in its recorded climatology during the month of December. This year alone it reached 80 degrees nine times.

Houston, Galveston, and Houston-Hobby all saw their all-time December high temperatures this month.

City of Galveston		
1	69.9	2021
2	66.4	1889
3	65.6	1933
4	62.9	2016
5	62.4	1984

City of College Station		
1	66.6	1889
2	66.5	2021
3	60.7	1984
4	60.1	1933
5	58.7	1906



# Exceptional Warmth

## December 2021

### Observed Average Temperature Departure from Normal (°F)

Sun	Mon	Tue	Wed	Thu	Fri	Sat
			1 64.0° <b>+6.0°</b> 58°	2 65.5° <b>+7.7°</b> 57.8°	3 73.0° <b>+15.4°</b> 57.6°	4 71.5° <b>+14.1°</b> 57.4°
5 70.5° <b>+13.3°</b> 57.2°	6 70.0° <b>+13.0°</b> 57°	7 59.5° <b>+2.7°</b> 56.8°	8 63.5° <b>+6.9°</b> 56.6°	9 75.0° <b>+18.6°</b> 56.4°	10 80.5° <b>+24.2°</b> 56.3°	11 63.0° <b>+6.9°</b> 56.1°
12 51.5° <b>-4.4°</b> 55.9°	13 58.0° <b>+2.3°</b> 55.7°	14 75.5° <b>+19.9°</b> 55.6°	15 76.5° <b>+21.1°</b> 55.4°	16 77.0° <b>+21.7°</b> 55.3°	17 76.5° <b>+21.4°</b> 55.1°	18 63.5° <b>+8.5°</b> 55°
19 53.0° <b>-1.8°</b> 54.8°	20 51.0° <b>-3.7°</b> 54.7°	21 51.5° <b>-3.1°</b> 54.6°	22 56.5° <b>+2.1°</b> 54.4°	23 64.0° <b>+9.7°</b> 54.3°	24 71.0° <b>+16.8°</b> 54.2°	25 71.5° <b>+17.4°</b> 54.1°
26 75.0° <b>+21.0°</b> 54°	27 74.5° <b>+20.6°</b> 53.9°	28 76.5° <b>+22.7°</b> 53.8°	29 75.5° <b>+21.8°</b> 53.7°	30 71.5° <b>+17.9°</b> 53.6°	31 76.5° <b>+22.9°</b> 53.6°	

**NWS Houston/Galveston - Houston (Bush)**

## December 2021

### Observed Average Temperature Departure from Normal (°F)

Sun	Mon	Tue	Wed	Thu	Fri	Sat
			1 66.5° <b>+7.1°</b> 59.4°	2 68.0° <b>+8.8°</b> 59.2°	3 72.5° <b>+13.5°</b> 59°	4 74.5° <b>+15.7°</b> 58.8°
5 73.0° <b>+14.4°</b> 58.6°	6 71.0° <b>+12.6°</b> 58.4°	7 62.0° <b>+3.8°</b> 58.2°	8 68.0° <b>+10.0°</b> 58°	9 77.5° <b>+19.6°</b> 57.9°	10 80.5° <b>+22.8°</b> 57.7°	11 64.5° <b>+7.0°</b> 57.5°
12 54.0° <b>-3.3°</b> 57.3°	13 61.0° <b>+3.8°</b> 57.2°	14 76.0° <b>+19.0°</b> 57°	15 78.5° <b>+21.6°</b> 56.9°	16 77.5° <b>+20.8°</b> 56.7°	17 76.5° <b>+20.0°</b> 56.5°	18 66.0° <b>+9.6°</b> 56.4°
19 55.0° <b>-1.2°</b> 56.2°	20 53.0° <b>-3.1°</b> 56.1°	21 53.5° <b>-2.5°</b> 56°	22 60.5° <b>+4.7°</b> 55.8°	23 67.5° <b>+11.8°</b> 55.7°	24 73.0° <b>+17.4°</b> 55.6°	25 74.0° <b>+18.5°</b> 55.5°
26 75.5° <b>+20.1°</b> 55.4°	27 74.5° <b>+19.3°</b> 55.2°	28 78.0° <b>+22.9°</b> 55.1°	29 78.0° <b>+22.9°</b> 55.1°	30 74.5° <b>+19.5°</b> 55°	31 79.0° <b>+24.1°</b> 54.9°	

**NWS Houston/Galveston - Houston (Hobby)**



# Exceptional Warmth

## December 2021

### Observed Average Temperature Departure from Normal (°F)

Sun	Mon	Tue	Wed	Thu	Fri	Sat
			1 63.5° <b>+7.6°</b> 55.9°	2 65.0° <b>+9.3°</b> 55.7°	3 70.5° <b>+15.1°</b> 55.4°	4 74.0° <b>+18.8°</b> 55.2°
5 74.5° <b>+19.5°</b> 55°	6 61.0° <b>+6.2°</b> 54.8°	7 57.0° <b>+2.5°</b> 54.5°	8 65.5° <b>+11.2°</b> 54.3°	9 72.5° <b>+18.4°</b> 54.1°	10 79.0° <b>+25.1°</b> 53.9°	11 58.5° <b>+4.8°</b> 53.7°
12 50.0° <b>-3.5°</b> 53.5°	13 56.0° <b>+2.6°</b> 53.4°	14 71.5° <b>+18.3°</b> 53.2°	15 77.0° <b>+24.0°</b> 53°	16 77.0° <b>+24.2°</b> 52.8°	17 74.0° <b>+21.3°</b> 52.7°	18 60.5° <b>+8.0°</b> 52.5°
19 49.5° <b>-2.9°</b> 52.4°	20 51.5° <b>-0.7°</b> 52.2°	21 51.5° <b>-0.6°</b> 52.1°	22 59.5° <b>+7.5°</b> 52°	23 66.5° <b>+14.6°</b> 51.9°	24 69.5° <b>+17.7°</b> 51.8°	25 69.0° <b>+17.3°</b> 51.7°
26 72.0° <b>+20.4°</b> 51.6°	27 75.0° <b>+23.5°</b> 51.5°	28 72.5° <b>+21.1°</b> 51.4°	29 73.5° <b>+22.2°</b> 51.3°	30 69.5° <b>+18.2°</b> 51.3°	31 73.5° <b>+22.3°</b> 51.2°	

NWS Houston/Galveston - College Station

## December 2021

### Observed Average Temperature Departure from Normal (°F)

Sun	Mon	Tue	Wed	Thu	Fri	Sat
			1 68.0° <b>+6.6°</b> 61.4°	2 68.5° <b>+7.3°</b> 61.2°	3 73.0° <b>+12.1°</b> 60.9°	4 74.5° <b>+13.8°</b> 60.7°
5 72.5° <b>+12.0°</b> 60.5°	6 71.0° <b>+10.7°</b> 60.3°	7 62.5° <b>+2.4°</b> 60.1°	8 67.0° <b>+7.1°</b> 59.9°	9 75.0° <b>+15.3°</b> 59.7°	10 76.0° <b>+16.5°</b> 59.5°	11 65.5° <b>+6.2°</b> 59.3°
12 56.0° <b>-3.1°</b> 59.1°	13 69.0° <b>+10.1°</b> 58.9°	14 75.0° <b>+16.2°</b> 58.8°	15 74.5° <b>+15.9°</b> 58.6°	16 76.0° <b>+17.6°</b> 58.4°	17 75.0° <b>+16.8°</b> 58.2°	18 67.5° <b>+9.4°</b> 58.1°
19 57.0° <b>-0.9°</b> 57.9°	20 54.5° <b>-3.2°</b> 57.7°	21 56.0° <b>-1.6°</b> 57.6°	22 61.5° <b>+4.1°</b> 57.4°	23 70.0° <b>+12.7°</b> 57.3°	24 73.5° <b>+16.4°</b> 57.1°	25 75.0° <b>+18.0°</b> 57°
26 75.0° <b>+18.1°</b> 56.9°	27 74.0° <b>+17.3°</b> 56.7°	28 77.0° <b>+20.4°</b> 56.6°	29 75.5° <b>+19.0°</b> 56.5°	30 74.0° <b>+17.6°</b> 56.4°	31 76.0° <b>+19.7°</b> 56.3°	

NWS Houston/Galveston - Galveston



# Daily Record Reports

Site	Date	Record Type	New Record	Previous Record
City of College Station	December 10 <sup>th</sup>	High Minimum Temp	73°	66° in 1889
City of College Station	December 15 <sup>th</sup>	High Minimum Temp	71°	70° in 1948
City of College Station	December 16 <sup>th</sup>	High Minimum Temp	71°	70° in 1924
City of College Station	December 16 <sup>th</sup>	High Maximum Temp	83°	82° in 1924
City of College Station	December 26 <sup>th</sup>	High Maximum Temp	82° - T	82° in 1889
City of College Station	December 27 <sup>th</sup>	High Maximum Temp	81°	80° in 1889
City of College Station	December 27 <sup>th</sup>	High Minimum Temp	69°	68° in 1923
City of College Station	December 29 <sup>th</sup>	High Maximum Temp	82°	80° in 1984
City of College Station	December 30 <sup>th</sup>	High Maximum Temp	81° - T	81° in 1951
City of College Station	December 31 <sup>st</sup>	High Maximum Temp	83°	82° in 1951

There were  
74 daily  
records set  
during the  
month of  
December.



High Max

Low Max

Precip

Snow

High Min

Low Min



Key

# Daily Record Reports

Site	Date	Record Type	New Record	Previous Record
City of Houston	December 9 <sup>th</sup>	High Maximum Temp	85°	84° in 2019
City of Houston	December 10 <sup>th</sup>	High Minimum Temp	76°	67° in 1983
City of Houston	December 10 <sup>th</sup>	High Maximum Temp	85°	83° in 1939
City of Houston	December 15 <sup>th</sup>	High Minimum Temp	71° - T	71° in 1948
City of Houston	December 16 <sup>th</sup>	High Minimum Temp	71°	69° in 1933
City of Houston	December 16 <sup>th</sup>	High Maximum Temp	83°	83° in 1971
City of Houston	December 17 <sup>th</sup>	High Maximum Temp	82°	81° in 2016
City of Houston	December 27 <sup>th</sup>	High Minimum Temp	68°	67° in 2016
City of Houston	December 28 <sup>th</sup>	High Maximum Temp	82° - T	82° in 2016
City of Houston	December 28 <sup>th</sup>	High Minimum Temp	71°	70° in 2016

There were 74 daily records set during the month of December.



### Key

High Max

Low Max

Precip

Snow

High Min

Low Min

# Daily Record Reports

Site	Date	Record Type	New Record	Previous Record
City of Houston	December 29 <sup>th</sup>	High Maximum Temp	84°	82° in 1974
City of Houston	December 31 <sup>st</sup>	High Minimum Temp	69°	69° in 1983
City of Houston	December 31 <sup>st</sup>	High Maximum Temp	84°	83° in 1939
Houston-Hobby	December 4 <sup>th</sup>	High Maximum Temp	83° - T	83° in 1977
Houston-Hobby	December 9 <sup>th</sup>	High Maximum Temp	85° Warmest December High on Record	84° in 2019
Houston-Hobby	December 10 <sup>th</sup>	High Maximum Temp	85°	82° in 1939
Houston-Hobby	December 10 <sup>th</sup>	High Minimum Temp	76°	67° in 2007
Houston-Hobby	December 14 <sup>th</sup>	High Minimum Temp	69° - T	69° in 1948
Houston-Hobby	December 14 <sup>th</sup>	High Maximum Temp	83°	82° in 1995
Houston-Hobby	December 15 <sup>th</sup>	High Maximum Temp	83° - T	83° in 2019

There were 74 daily records set during the month of December.

### Key

- High Max
- Low Max
- Precip
- Snow
- High Min
- Low Min



# Daily Record Reports

Site	Date	Record Type	New Record	Previous Record
Houston-Hobby	December 15 <sup>th</sup>	High Minimum Temp	74°	70° in 1948
Houston-Hobby	December 16 <sup>th</sup>	High Maximum Temp	84°	82° in 2016
Houston-Hobby	December 16 <sup>th</sup>	High Minimum Temp	71°	68° in 1933
Houston-Hobby	December 17 <sup>th</sup>	High Maximum Temp	82° - T	82° in 2016
Houston-Hobby	December 24 <sup>th</sup>	High Maximum Temp	82° - T	82° in 1948
Houston-Hobby	December 25 <sup>th</sup>	High Maximum Temp	84°	83° in 2015
Houston-Hobby	December 26 <sup>th</sup>	High Maximum Temp	82° - T	82° in 2016
Houston-Hobby	December 28 <sup>th</sup>	High Minimum Temp	72°	70° in 2016
Houston-Hobby	December 28 <sup>th</sup>	High Maximum Temp	84°	82° in 2016
Houston-Hobby	December 29 <sup>th</sup>	High Maximum Temp	85° Warmest December High on Record	81° in 1984

There were 74 daily records set during the month of December.



## Key

High Max

Low Max

Precip

Snow

High Min

Low Min

# Daily Record Reports

Site	Date	Record Type	New Record	Previous Record
Houston-Hobby	December 29 <sup>th</sup>	High Minimum Temp	71°	69° in 1984
Houston-Hobby	December 30 <sup>th</sup>	High Maximum Temp	83° - T	81° in 1974
Houston-Hobby	December 31 <sup>st</sup>	High Maximum Temp	85° Warmest December High on Record	81° in 1951
Houston-Hobby	December 31 <sup>st</sup>	High Minimum Temp	73°	68° in 1951
City of Galveston	December 4 <sup>th</sup>	High Maximum Temp	80°	79° in 2012
City of Galveston	December 5 <sup>th</sup>	High Maximum Temp	78° - T	87° in 1998
City of Galveston	December 6 <sup>th</sup>	High Maximum Temp	81°	79° in 2012
City of Galveston	December 9 <sup>th</sup>	High Minimum Temp	70°	69° in 2019
City of Galveston	December 9 <sup>th</sup>	High Maximum Temp	80°	78° in 2019
City of Galveston	December 10 <sup>th</sup>	High Minimum Temp	73°	68° in 2007

There were 74 daily records set during the month of December.

### Key

High Max
Low Max
Precip
Snow
High Min
Low Min





# Daily Record Reports

Site	Date	Record Type	New Record	Previous Record
City of Galveston	December 14 <sup>th</sup>	High Maximum Temp	79°	75° in 1995
City of Galveston	December 14 <sup>th</sup>	High Minimum Temp	71°	69° in 1933
City of Galveston	December 15 <sup>th</sup>	High Maximum Temp	79°	77° in 2019
City of Galveston	December 15 <sup>th</sup>	High Minimum Temp	70° - T	70° in 1933
City of Galveston	December 16 <sup>th</sup>	High Maximum Temp	80°	76° in 2019
City of Galveston	December 16 <sup>th</sup>	High Minimum Temp	72°	68° in 1933
City of Galveston	December 17 <sup>th</sup>	High Maximum Temp	79°	77° in 2016
City of Galveston	December 17 <sup>th</sup>	High Minimum Temp	71°	69° in 2016
City of Galveston	December 18 <sup>th</sup>	High Maximum Temp	77°	74° in 1889
City of Galveston	December 24 <sup>th</sup>	High Minimum Temp	69°	68° in 1948

There were 74 daily records set during the month of December.



### Key

High Max

Low Max

Precip

Snow

High Min

Low Min

# Daily Record Reports

Site	Date	Record Type	New Record	Previous Record
City of Galveston	December 24 <sup>th</sup>	High Maximum Temp	78°	77° in 2016
City of Galveston	December 25 <sup>th</sup>	High Minimum Temp	70°	69° in 2015
City of Galveston	December 25 <sup>th</sup>	High Maximum Temp	80°	76° in 2016
City of Galveston	December 26 <sup>th</sup>	High Minimum Temp	71°	70° in 2015
City of Galveston	December 26 <sup>th</sup>	High Maximum Temp	79°	78° in 2016
City of Galveston	December 27 <sup>th</sup>	High Minimum Temp	71°	69° in 2016
City of Galveston	December 28 <sup>th</sup>	High Maximum Temp	82° <small>Warmest December High on Record</small>	76° in 2016
City of Galveston	December 28 <sup>th</sup>	High Minimum Temp	72°	68° in 2016
City of Galveston	December 29 <sup>th</sup>	High Maximum Temp	81°	75° in 1889
City of Galveston	December 29 <sup>th</sup>	High Minimum Temp	70°	67° in 1984

There were 74 daily records set during the month of December.

### Key

High Max

Low Max

Precip

Snow

High Min

Low Min



# Daily Record Reports

Site	Date	Record Type	New Record	Previous Record
City of Galveston	December 30 <sup>th</sup>	High Maximum Temp	80°	75° in 2020
City of Galveston	December 30 <sup>th</sup>	High Minimum Temp	68°	67° in 1984
City of Galveston	December 31 <sup>st</sup>	High Maximum Temp	80°	74° in 1921
City of Galveston	December 31 <sup>st</sup>	High Minimum Temp	72°	66° in 1875

There were 74 daily records set during the month of December.



Key

High Max

Low Max

Precip

Snow

High Min

Low Min

# Drought Monitor

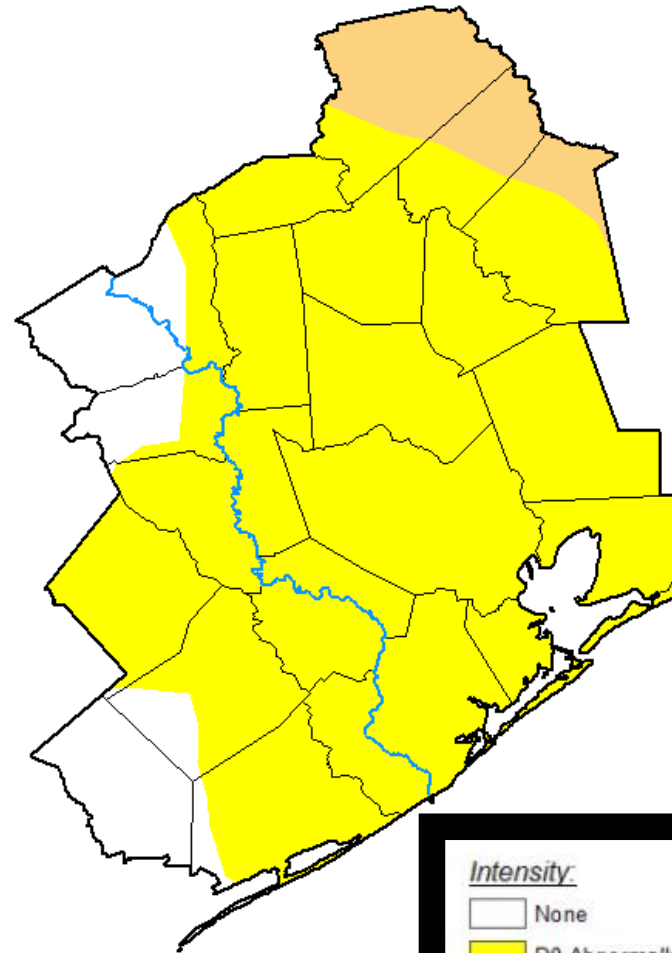
## As of December 28<sup>th</sup>

*Hot and dry conditions led to the expansion of D0-Abnormally Dry conditions across most of the area by the end of the month. D1-Moderate Drought persists across the northern portions of Houston, Trinity, and Polk counties.*

### U.S. Drought Monitor

## Houston/Galveston, TX WFO

via <https://droughtmonitor.unl.edu/>



#### Intensity:

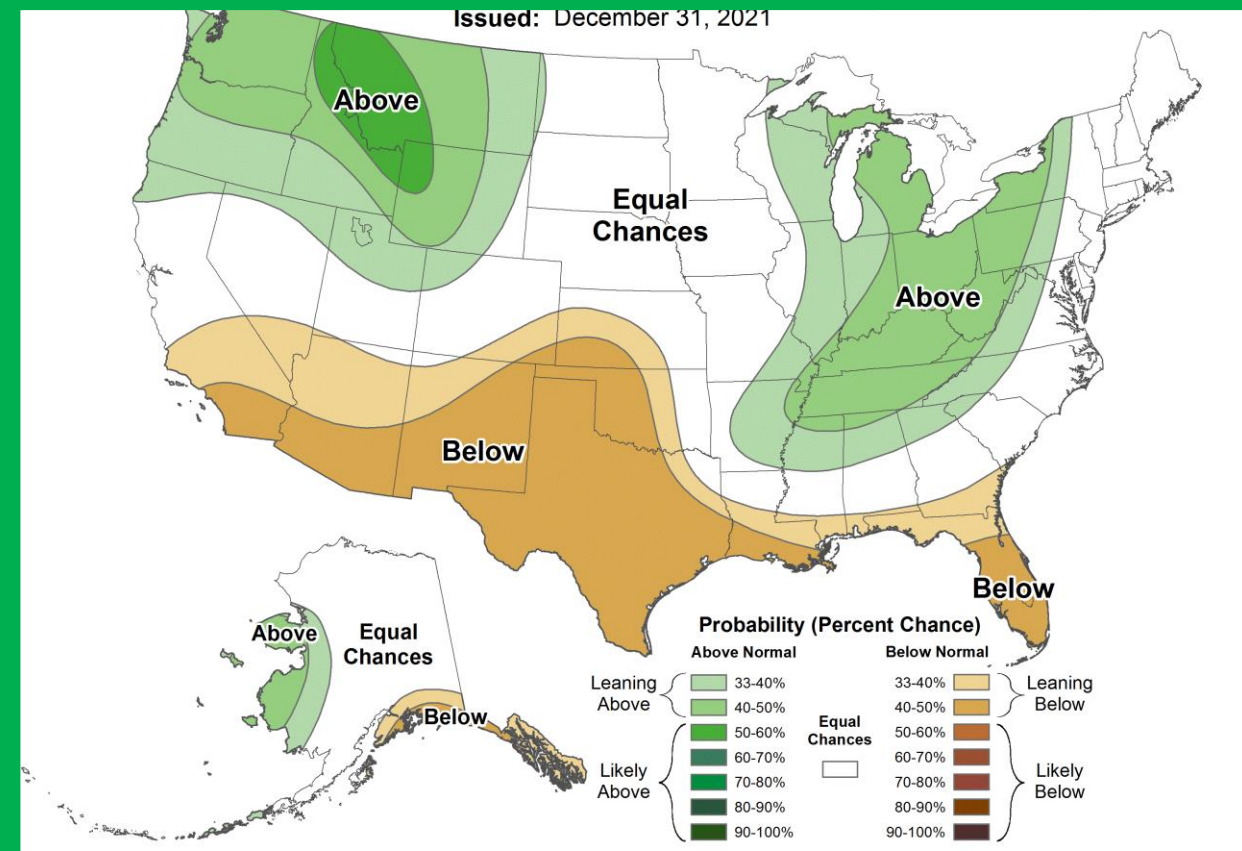
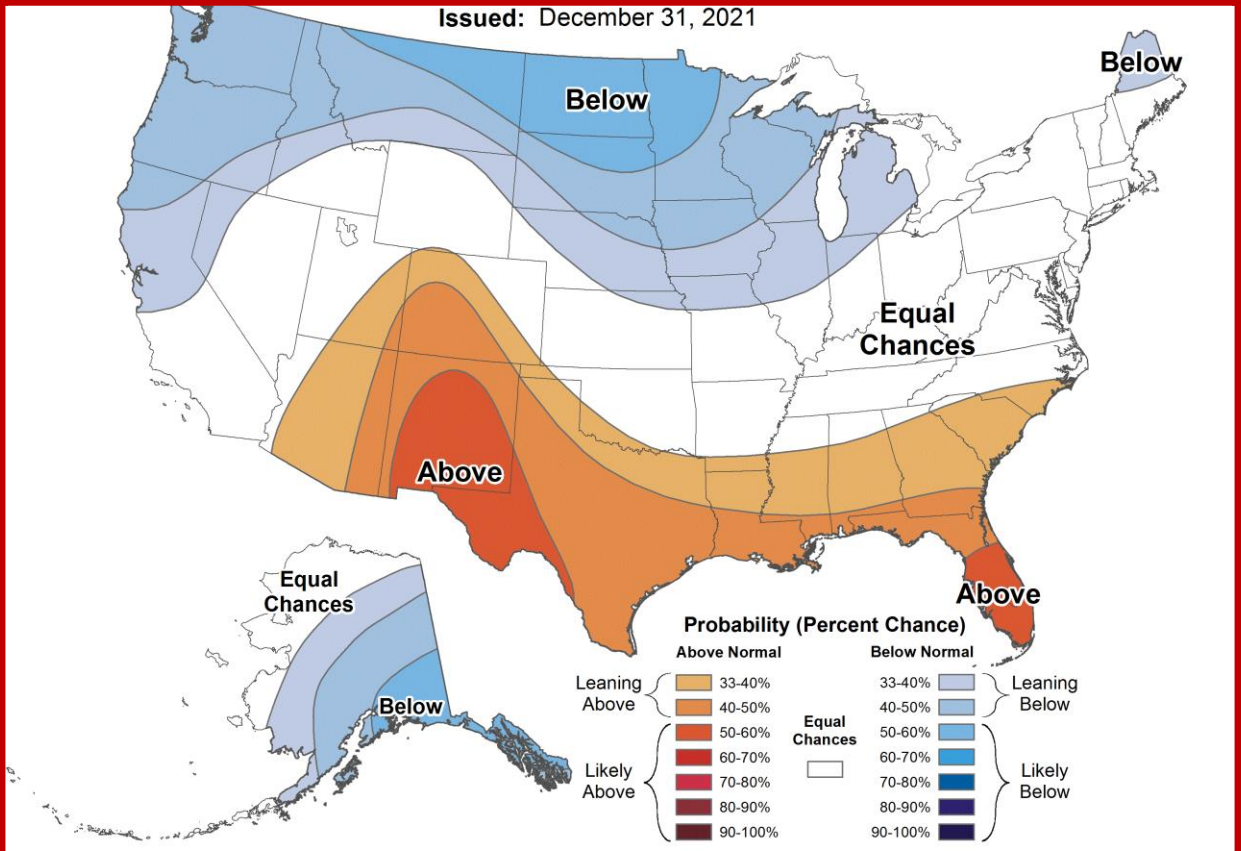
 None	 D2 Severe Drought
 D0 Abnormally Dry	 D3 Extreme Drought
 D1 Moderate Drought	 D4 Exceptional Drought

*The Drought Monitor focuses on broad-scale conditions. Local conditions may vary. For more information on the Drought Monitor, go to <https://droughtmonitor.unl.edu/About.aspx>*

# January Outlook

Location	Average Temp(°F)	Normal High (°F)	Normal Low (°F)
Galveston	56.0	63.2	48.9
Houston Hobby	55.0	63.8	46.1
City of Houston	53.8	63.8	43.7
College Station	51.5	61.7	41.3

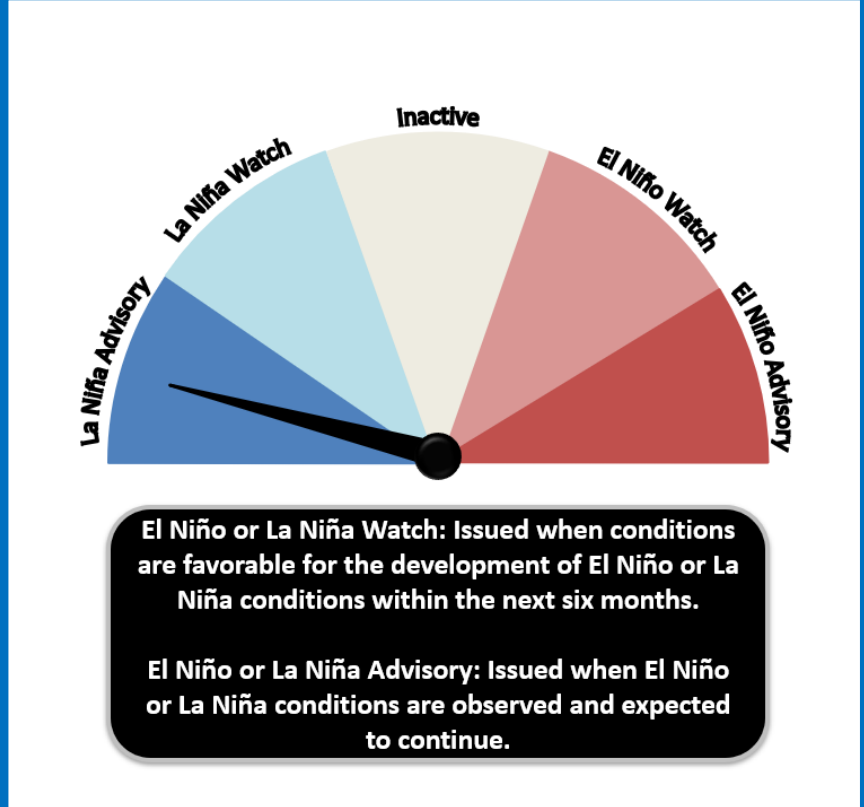
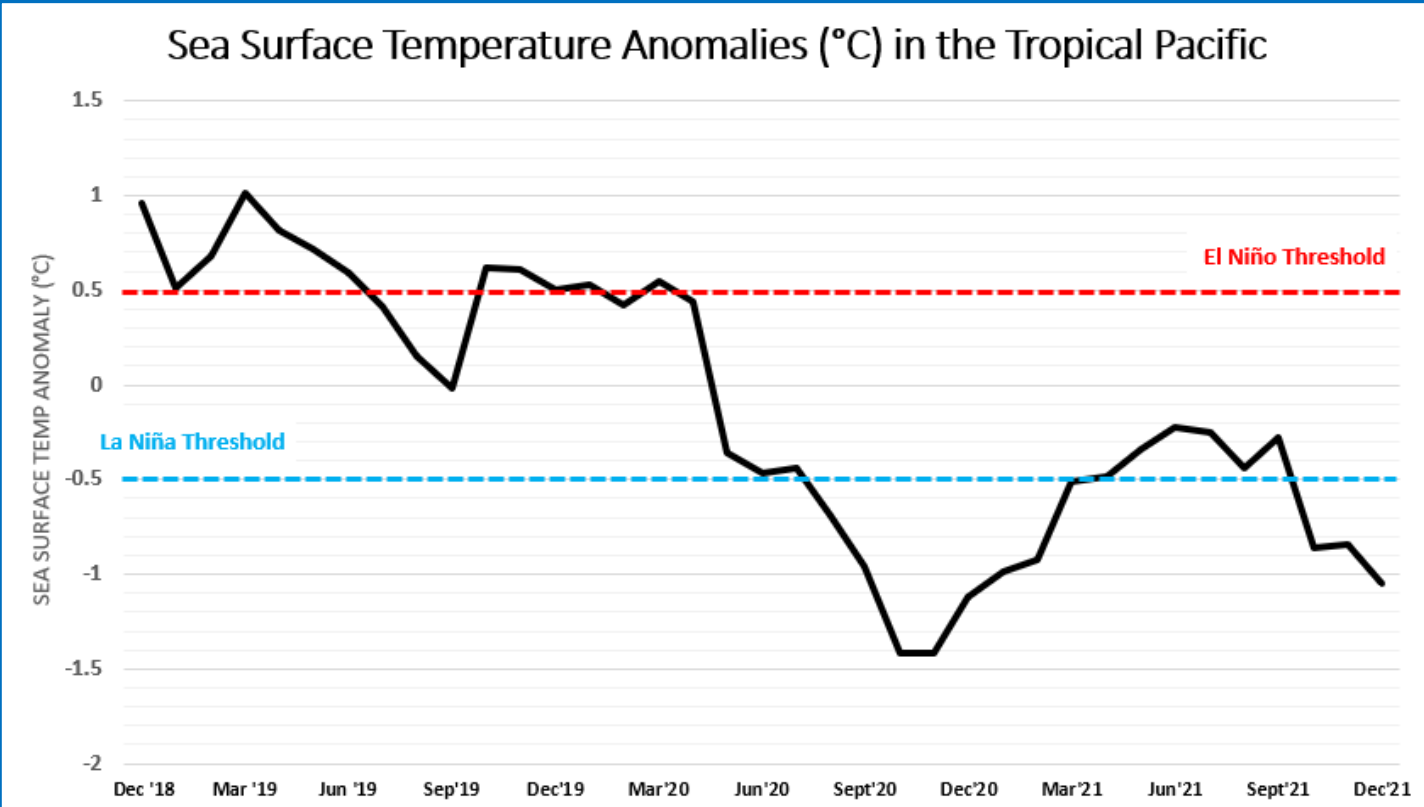
Location	Normal Monthly Precipitation (in.)
Galveston	4.30
Houston Hobby	4.09
City of Houston	3.76
College Station	3.43



## Current ENSO Phase: **La Niña**

### The Climate Prediction Center's ENSO Forecast: **La Niña Advisory**

- La Niña conditions are expected to continue with 95% chance through the Winter, and then 60% chance of ENSO-Neutral by Spring.



# Climate Primary Site History

## Galveston (GLS)

*Records for Galveston are from observations at the following locations: 67-69 Strand (April 1, 1871 - Aug 31, 1874); 23rd and the Strand (Sep 1, 1874 - July 29, 1878), 1.75 miles WSW of the previous location; the Custom House at Bath Street and the Strand (July 30, 1878 - May 8, 1882); Colorado and Santa Fe Railroad Building at 25th and the Strand (May 9, 1882 - March 14, 1883); back to the Custom House which later became the Cotton Exchange Building (March 15, 1883 - June 24, 1898), about a 1/3 of a mile E of the previous Custom House location; The Levy Building at 2223 Market Street (June 25, 1898 - Nov 26, 1900); the Trust Building at Tremont and Post Office Streets (Nov 27, 1900 - June 24, 1946), one-quarter mile south of the Levy Building; the U.S. Post Office Building at 601 Rosenberg (June 25, 1946 - 1994); Scholes Field (January 1995 to present).*

## College Station (CLL)

*Records from 1893 through July 1951 are based on observations taken at the Texas Agriculture Experiment COOP Station main farm located 6 miles southwest of College Station. Records from August 1951 through the present are based on observations taken at Easterwood Field. Normal temperatures are calculated from 1981 to 2000 period.*

## City of Houston (IAH)

*Records for the City of Houston are from observations at the following locations: Cotton Station from July 1881 through September 1909, Stewart Building at Preston and Fannin from September 1909 through February 1926, Shell Building at Texas and Fannin from March 1926 through August 1938, Federal Building at Franklin and Fannin from August 1938 through May 1969, Intercontinental Airport from June 1969 to the present .*

## Houston Hobby (HOU)

*Records are based upon observations beginning in August 1931.*

