



# NWS Houston, Texas June 2024 Regional Climate Summary

**Produced by Josh Lichter & Jimmy Fowler**

***...Dry Month after May's Deluge...Drought Free across the Region...***

***...TS Alberto brings Coastal Flooding...***

*This June was rather average: temperatures were near or slightly above normal, and slightly below normal precipitation. There were a few isolated strong thunderstorms that developed along the sea breeze that left pockets of above normal precipitation as well. Despite the slightly below normal rainfall, May's excessive rainfall helped keep us drought free across the area. We did have our first taste of tropical weather this month with coastal flooding and gusty winds brought on by Tropical Storm Alberto on June 19<sup>th</sup> to the 21<sup>st</sup>.*

# Table of Contents

Page Number	Page Title
1	Cover
2	Table of Contents
3	By the Numbers
4	Precipitation Summary
5	Precipitation Graph
6	Precipitation Imagery
7	Temperature Summary
8 – 9	Temperature Charts
10 – 14	Daily Record Reports
15	Drought Monitor
16	Next Month Outlook
17	ENSO Review
18	Climate Primary Site History



# By the Numbers: June 2024

Location (records started)	Average Temp	Ranking	Total Rainfall	Ranking
City of Houston, TX (1888)	84.6°F	12 <sup>th</sup> Warmest	7.80"	28 <sup>th</sup> Wettest
Houston Hobby, TX (1930)	85.7°F	5 <sup>th</sup> Warmest	3.05"	26 <sup>th</sup> Driest
City of Galveston, TX (1871)	84.7°F	4 <sup>th</sup> Warmest	2.24"	53 <sup>rd</sup> Driest
City of College Station, TX (1882)	84.6°F	12 <sup>th</sup> Warmest	3.32"	53 <sup>rd</sup> Wettest
Palacios, TX (1943)	84.0°F	13 <sup>th</sup> Warmest	5.40"	27 <sup>th</sup> Wettest
Huntsville, TX (1997)	84.1°F	7 <sup>th</sup> Warmest	1.60"	8 <sup>th</sup> Driest
Sugar Land, TX (2000)	85.2°F	3 <sup>rd</sup> Warmest	4.51"	10 <sup>th</sup> Wettest
Conroe, TX (1997)	82.8°F	7 <sup>th</sup> Warmest	1.50"	4 <sup>th</sup> Driest
Clover Field (Pearland), TX (1997)	84.6°F	3 <sup>rd</sup> Warmest	2.76"	11 <sup>th</sup> Driest
David Wayne Hooks (Tomball), TX (1998)	84.6°F	4 <sup>th</sup> Warmest	3.52"	11 <sup>th</sup> Driest
Angleton, TX (1998)	82.4°F	8 <sup>th</sup> Warmest	7.56"	3 <sup>rd</sup> Wettest
League City, TX (1990)	83.3°F	5 <sup>th</sup> Warmest	5.64"	17 <sup>th</sup> Wettest



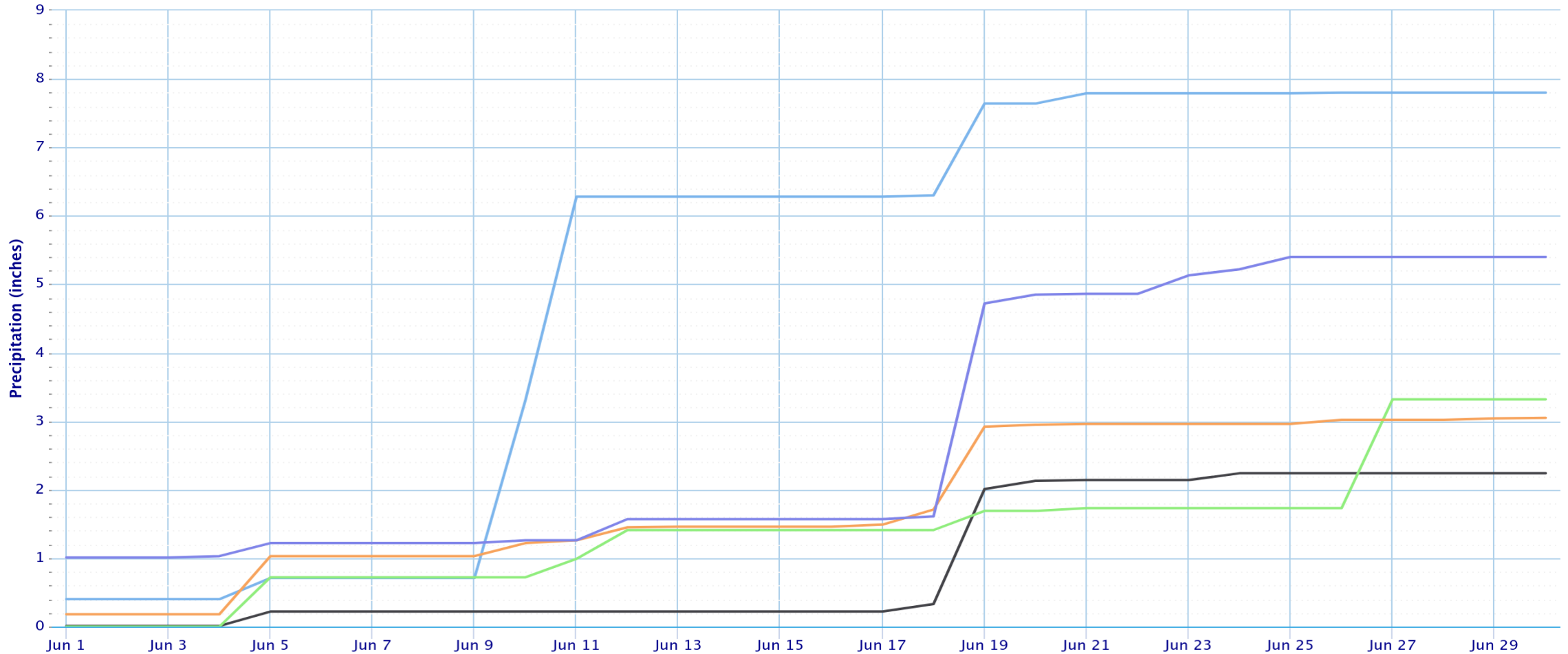
# Precipitation

Location	Total Precipitation (in.)	Departure from Normal (in.)	Number of Thunder Days	Maximum Daily Precipitation (in./date)	
Galveston (GLS)	2.24	-1.99	3	1.68	19 <sup>th</sup>
Houston Hobby (HOU)	3.05	-3.04	6	1.21	19 <sup>th</sup>
City of Houston (IAH)	7.80	+1.80	6	2.97	11 <sup>th</sup>
College Station (CLL)	3.32	-0.69	5	1.59	27 <sup>th</sup>
Palacios (PSX)	5.40	+0.85	4	3.11	19 <sup>th</sup>

# Precipitation Accumulation Graph

### Accumulated Precipitation

Green/black diamonds represent subsequent/missing values



City of Houston

City of Galveston

City of College Station

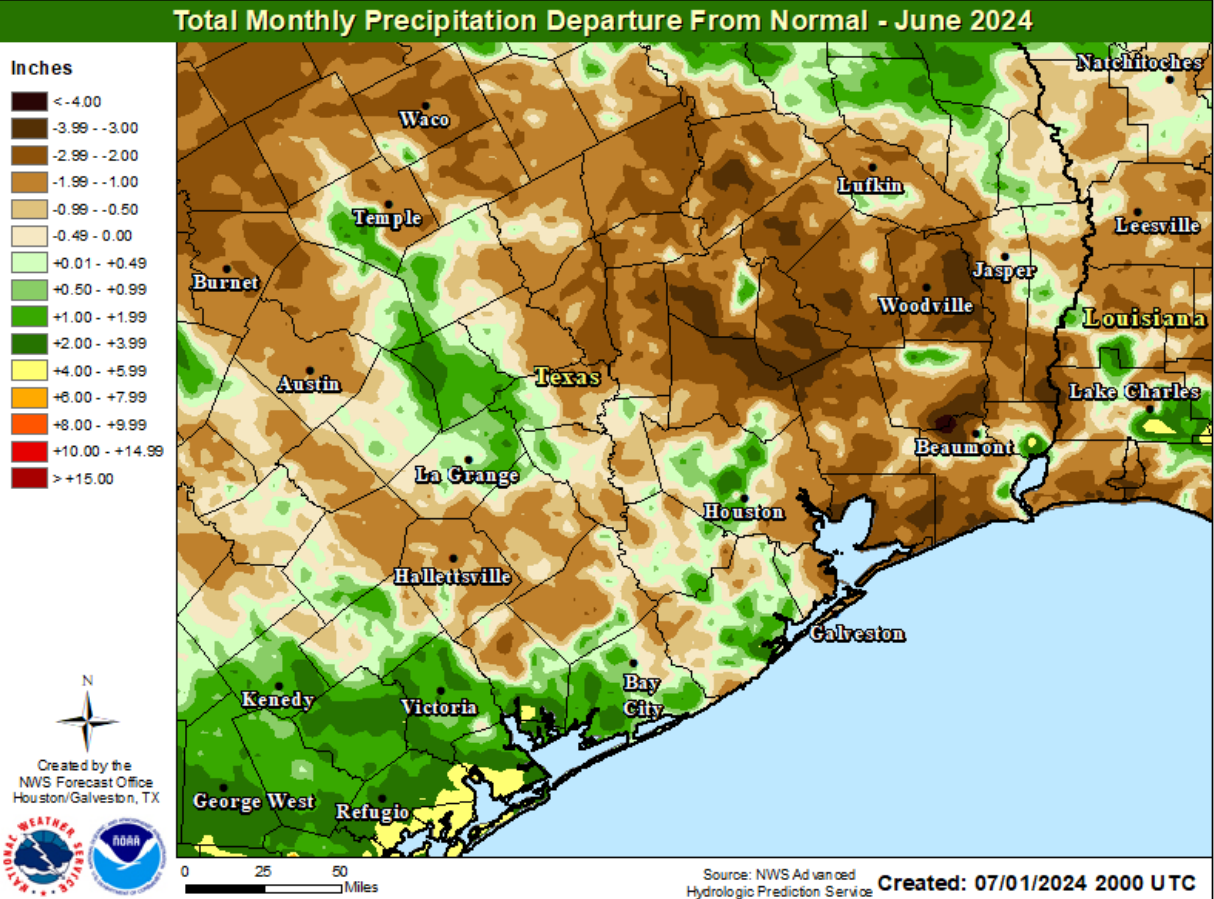
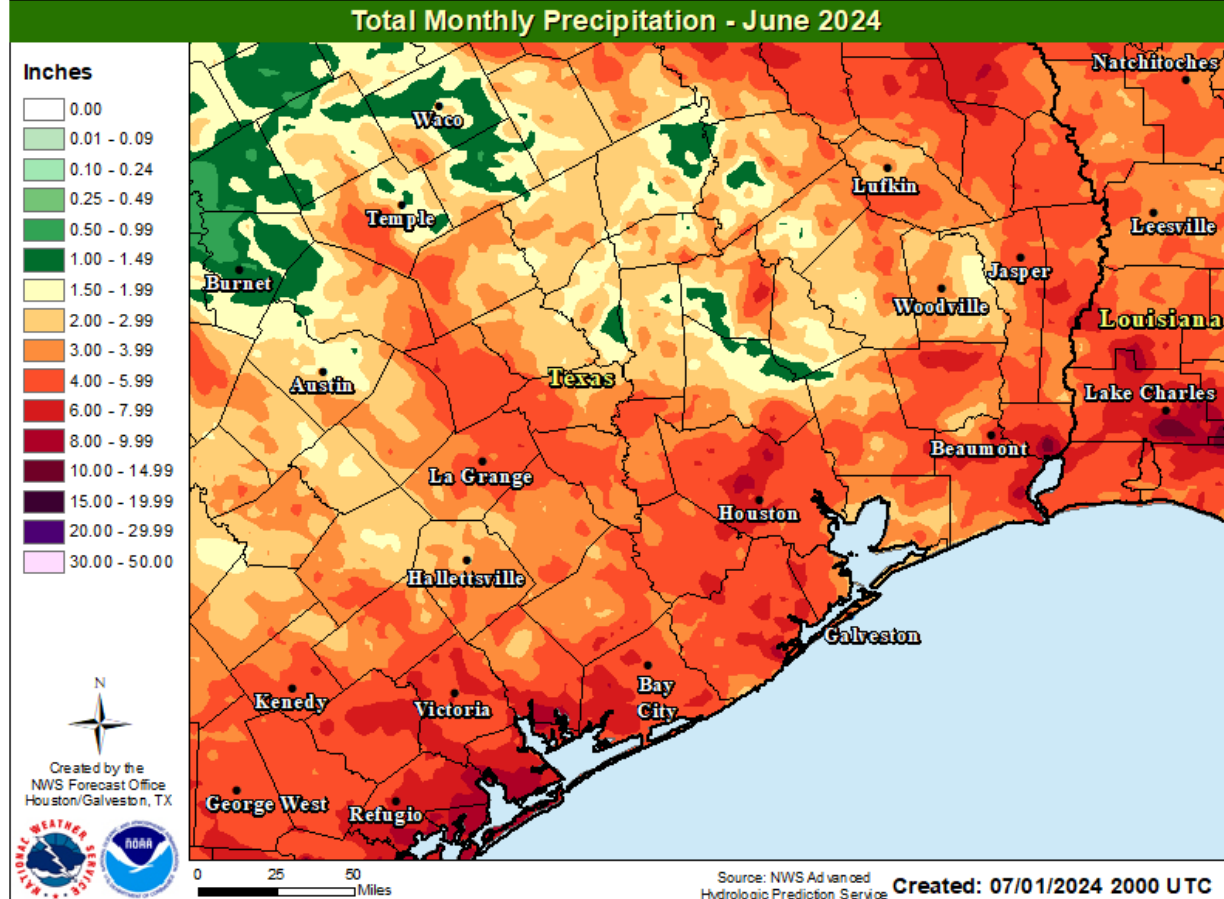
Houston-Hobby

Palacios





# Precipitation Maps

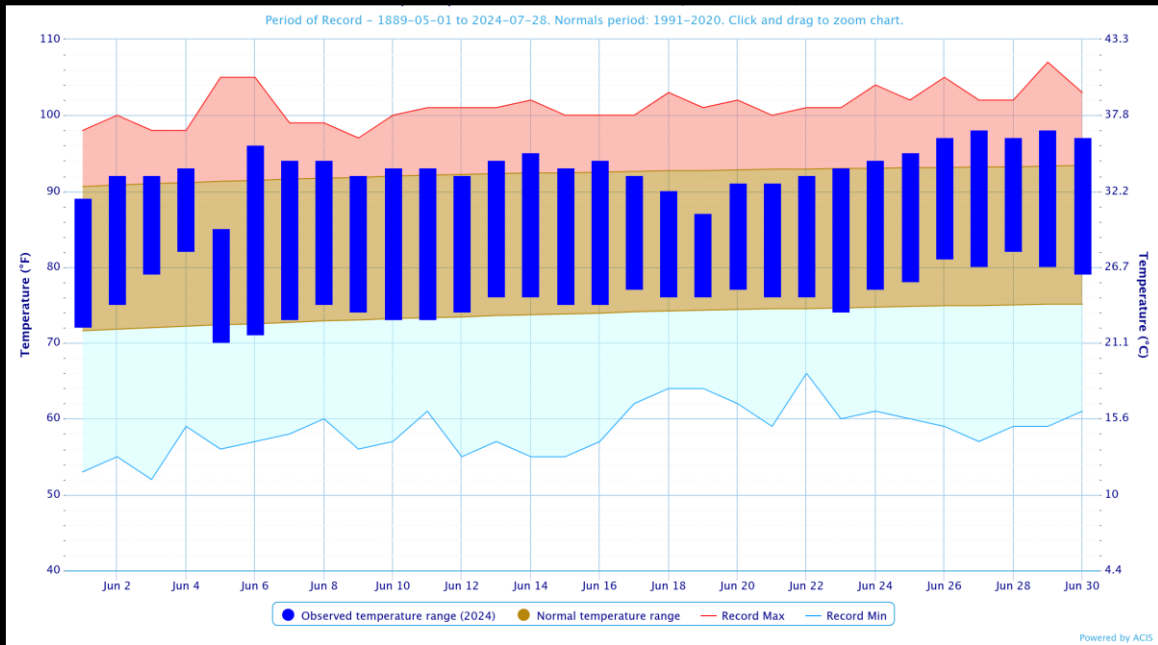


# Temperature

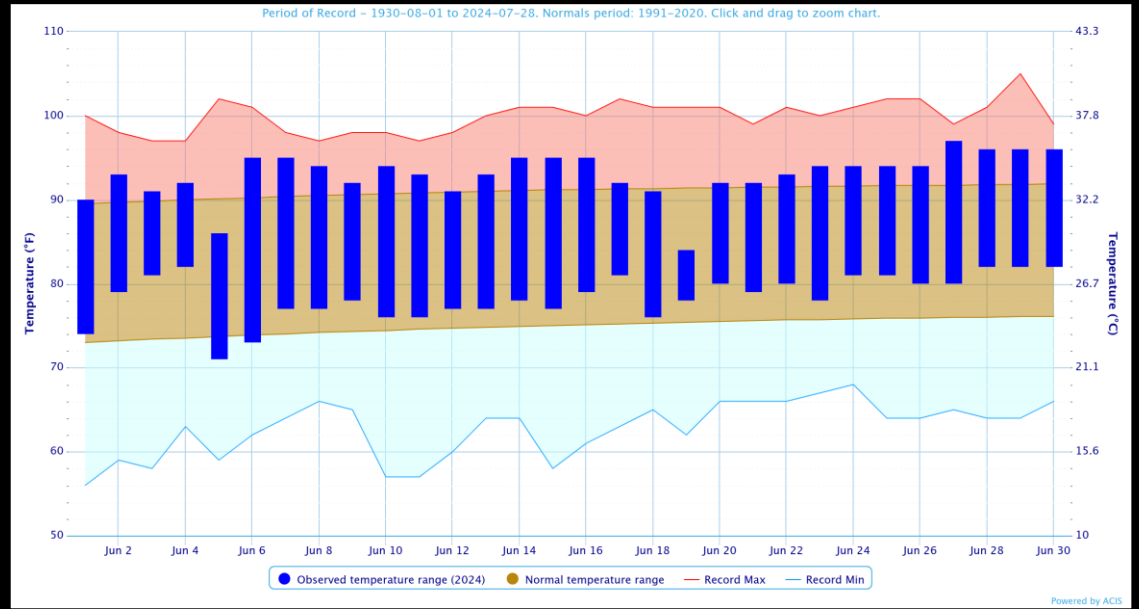
Location	Average High Temp (F)	Average Low Temp (F)	Average Temp (F)	Departure From Normal Average (F)	Maximum Temperature (F)	Minimum Temperature (F)
Galveston (GLS)	89.3	80.2	84.7	<b>+0.9</b>	92 on the 27 <sup>th</sup> 28 <sup>th</sup> & 29 <sup>th</sup>	73 on the 5 <sup>th</sup>
Houston Hobby (HOU)	93.0	78.4	85.7	<b>+2.8</b>	97 on the 27 <sup>th</sup>	71 on the 5 <sup>th</sup>
City of Houston (IAH)	93.1	76.1	94.6	<b>+1.6</b>	98 on the 27 <sup>th</sup> & 29 <sup>th</sup>	70 on the 5 <sup>th</sup>
College Station (CLL)	93.5	75.8	84.6	<b>+2.0</b>	98 on the 27 <sup>th</sup>	69 on the 5 <sup>th</sup>
Palacios (PSX)	90.4	77.6	84.0	<b>+0.4</b>	93 on the 14 <sup>th</sup>	70 on the 5 <sup>th</sup>

# Temperature Charts

## City of Houston



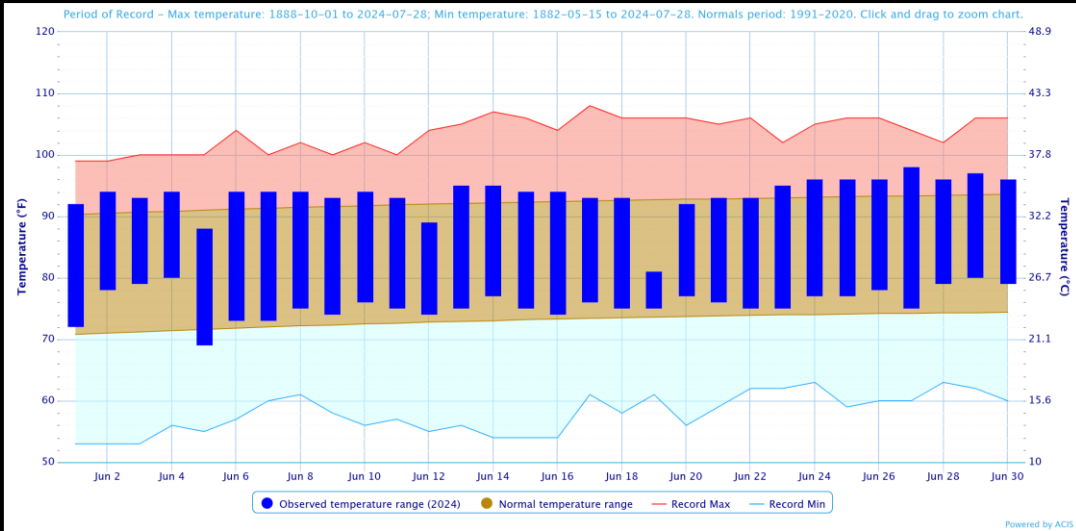
## Houston-Hobby



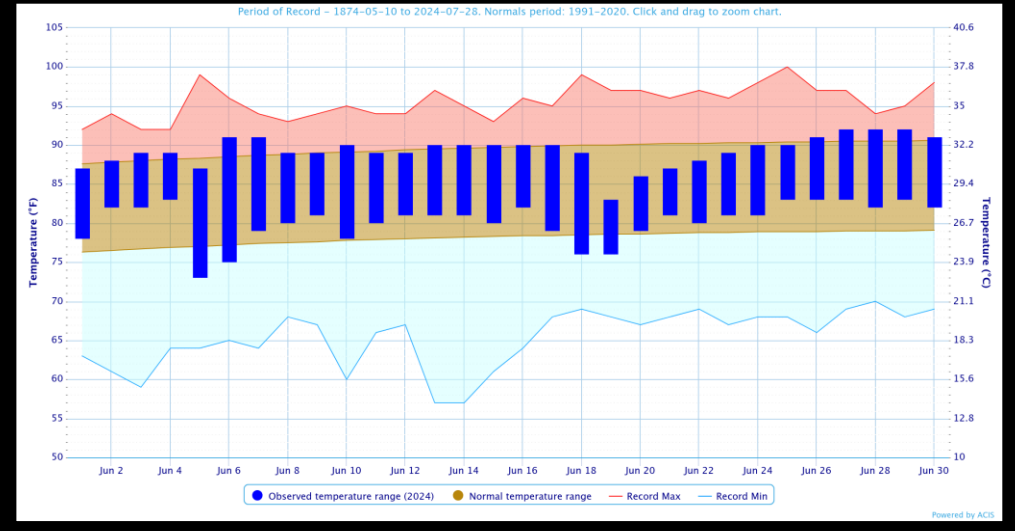


# Temperature Charts


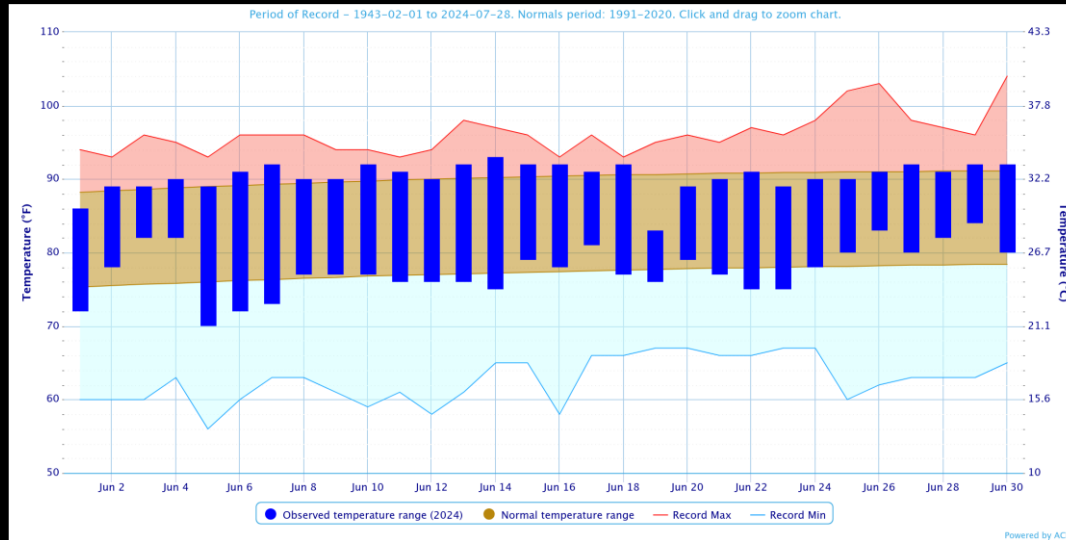
## City of College Station



## City of Galveston



## Palacios



# Daily Record Reports – City of College Station

Date	Record Type	New Record	Previous Record
4 <sup>th</sup>	High Minimum	80°F	80°F in 1902

There was 1 daily record set at College Station this month.



High Max

Low Max

Precip

Key

Snow

High Min

Low Min



# Daily Record Reports – City of Houston

Date	Record Type	New Record	Previous Record
4 <sup>th</sup>	High Minimum	82°F	80°F in 1998
26 <sup>th</sup>	High Minimum	81°F	81°F in 2023
28 <sup>th</sup>	High Minimum	80°F	81°F in 2023

There were 3 daily records set at Houston this month.



High Max

Low Max

Precip

Key

Snow

High Min

Low Min



# Daily Record Reports – Houston-Hobby

Date	Record Type	New Record	Previous Record
3 <sup>rd</sup>	High Minimum	81°F	81°F in 1998
4 <sup>th</sup>	High Minimum	82°F	81°F in 1998
17 <sup>th</sup>	High Minimum	81°F	81°F in 2023
25 <sup>th</sup>	High Minimum	81°F	81°F in 2023
28 <sup>th</sup>	High Minimum	82°F	81°F in 2020
30 <sup>th</sup>	High Minimum	82°F	82°F in 2020

There were 6 daily records set at Houston-Hobby this month.



High Max

Low Max

Precip

Snow

High Min

Low Min



Key

# Daily Record Reports – City of Galveston

Date	Record Type	New Record	Previous Record
2 <sup>nd</sup>	High Minimum	82°F	82°F in 1990
3 <sup>rd</sup>	High Minimum	82°F	81°F in 2008
4 <sup>th</sup>	High Minimum	83°F	81°F in 2008

There were 3 daily records set at Galveston this month.



High Max

Low Max

Precip

Key

Snow

High Min

Low Min



# Daily Record Reports – Palacios

Date	Record Type	New Record	Previous Record
3 <sup>rd</sup>	High Minimum	82°F	81°F in 2018
4 <sup>th</sup>	High Minimum	83°F	80°F in 2012
19 <sup>th</sup>	Precip	3.11"	2.41" in 1993
29 <sup>th</sup>	High Minimum	84°F	83°F in 2023

There were 4 daily records set at Palacios this month.



High Max

Low Max

Precip

Key

Snow

High Min

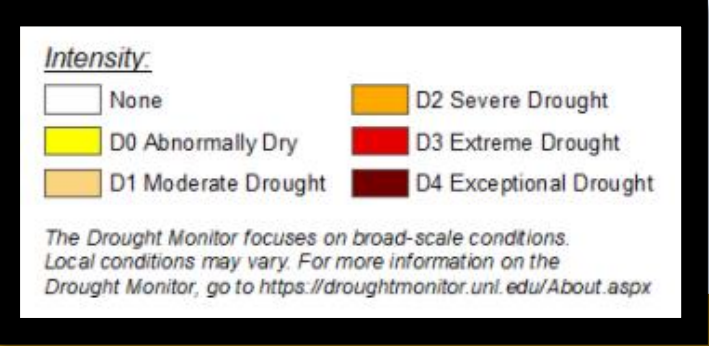
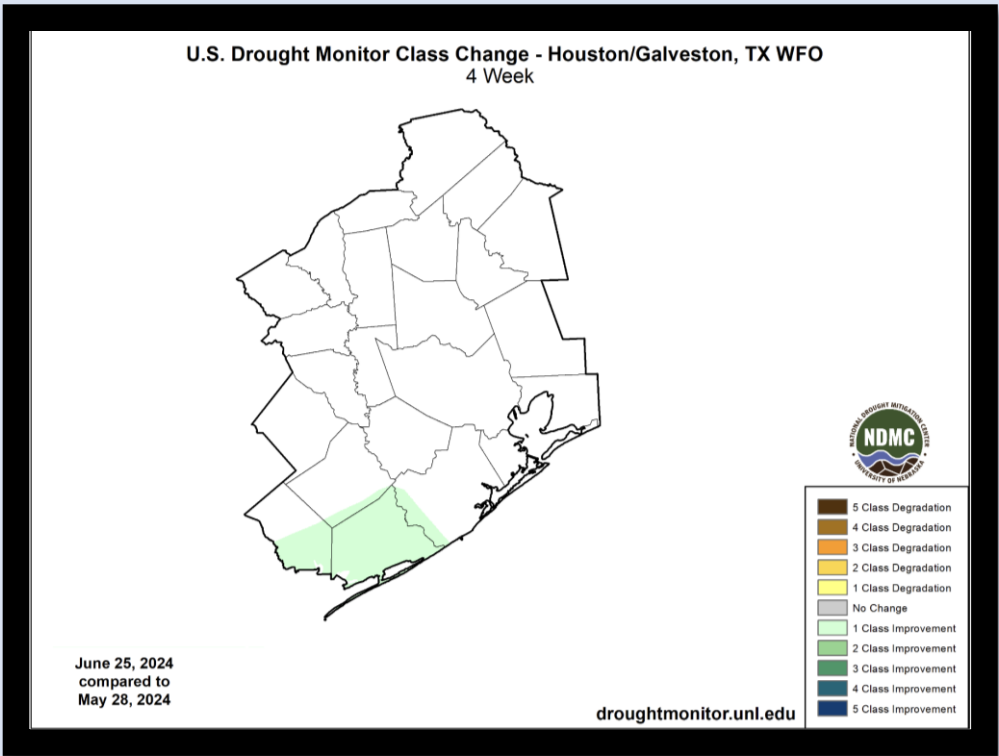
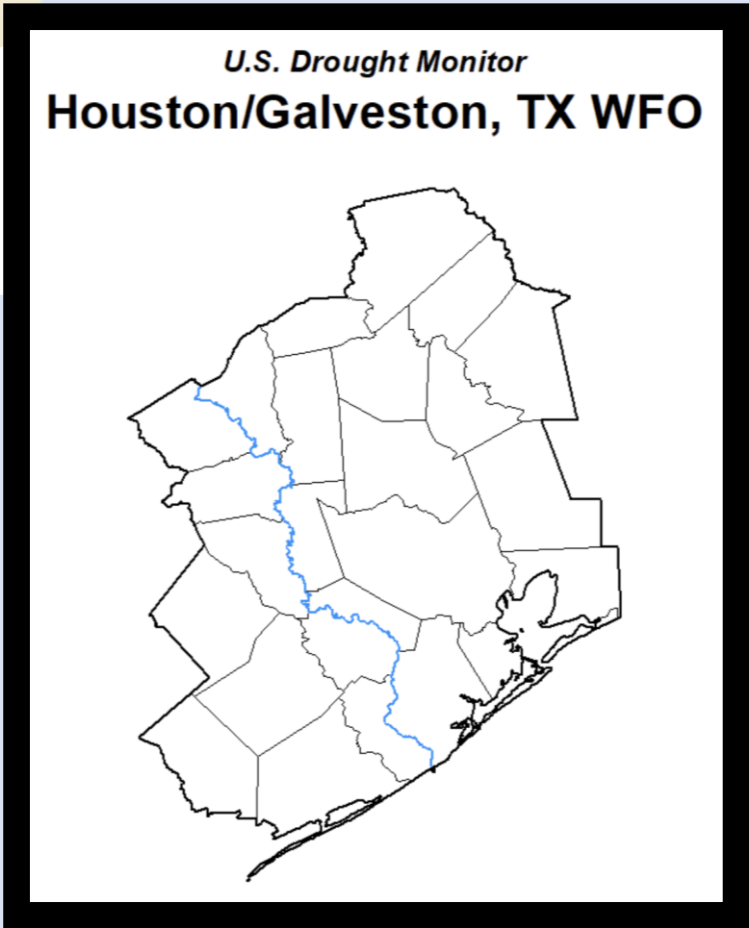
Low Min





# Drought Monitor

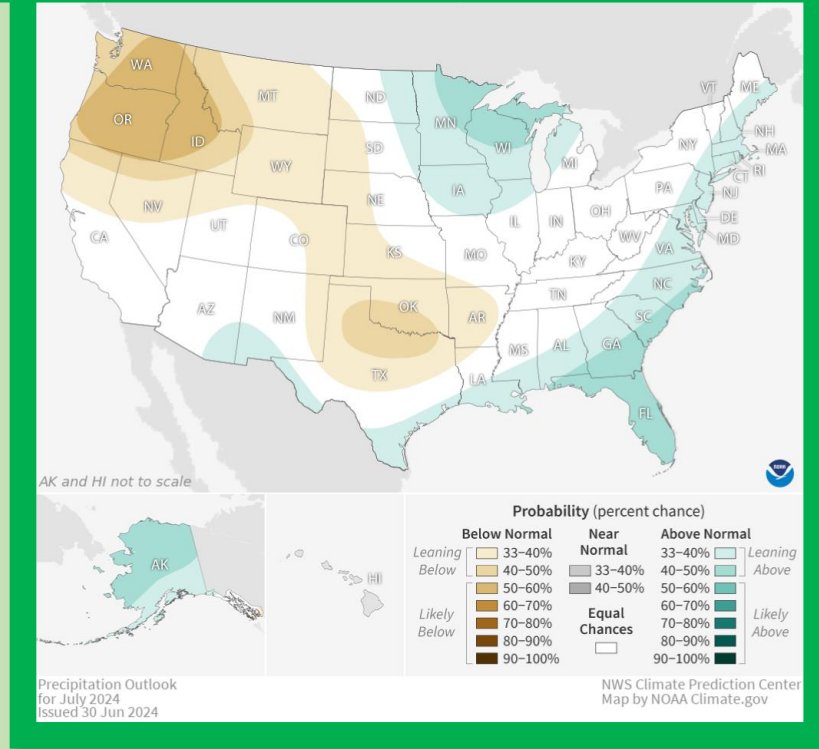
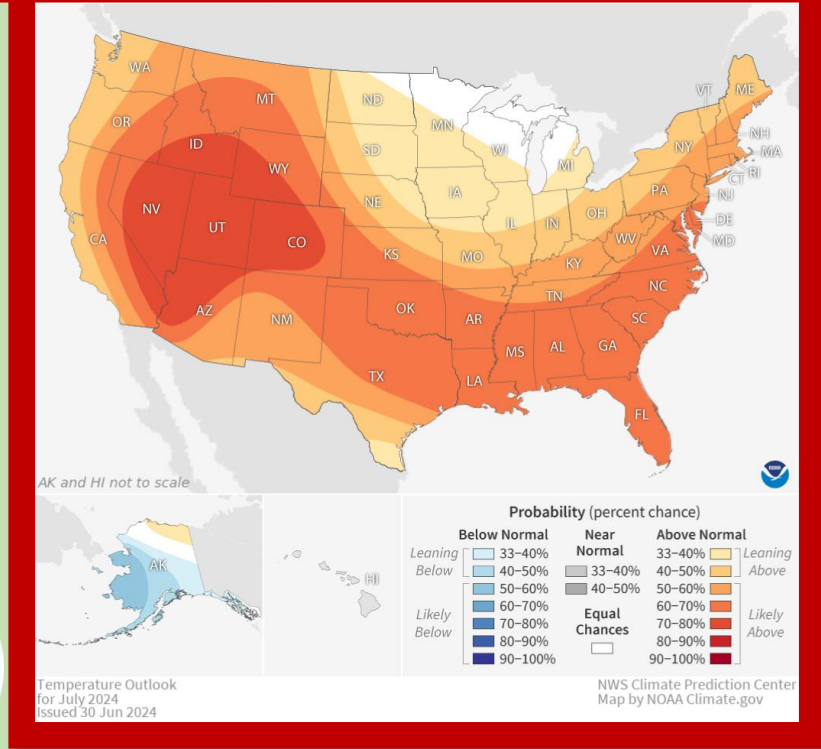
## As of June 25<sup>th</sup>



# July Outlook

Location	Average Temp(°F)	Normal High (°F)	Normal Low (°F)
Galveston	85.5	91.3	79.7
Houston Hobby	84.8	92.9	76.6
City of Houston	85.1	94.5	75.7
College Station	85.1	95.4	74.9
Palacios	85.4	91.7	79.1

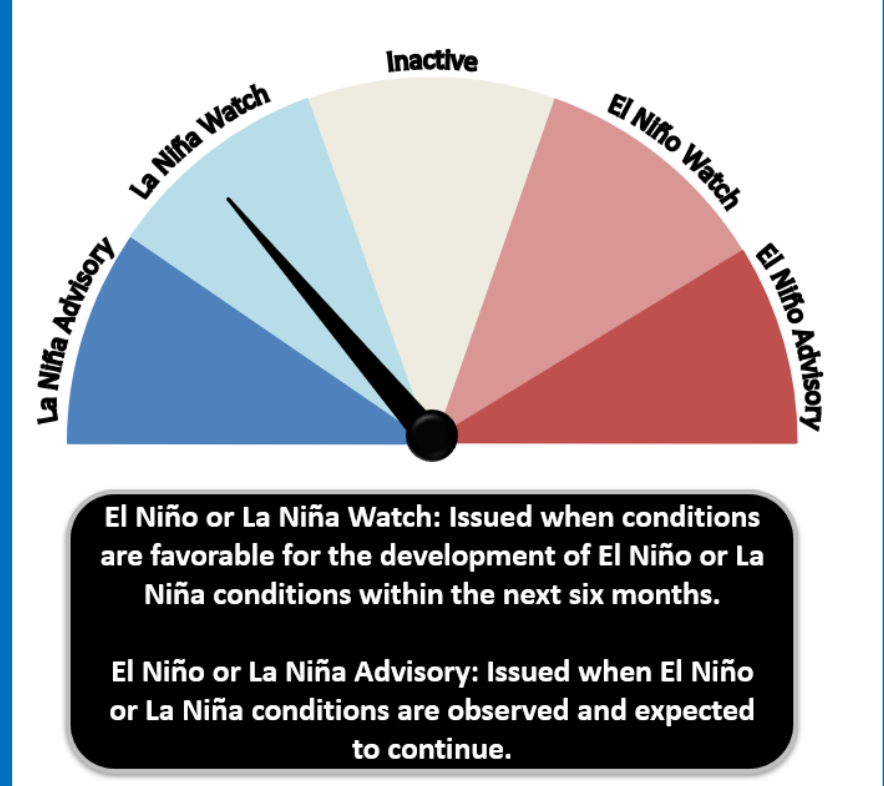
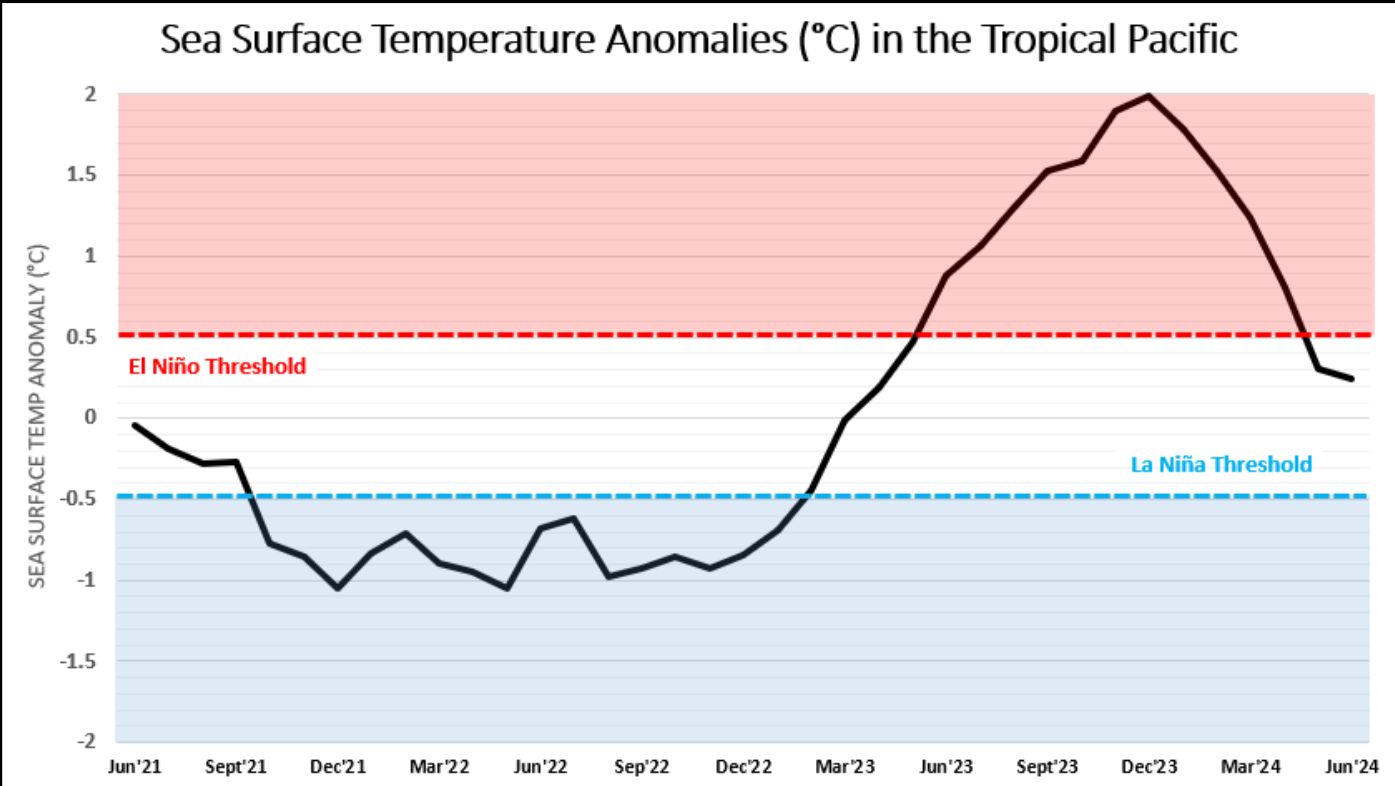
Location	Normal Monthly Precipitation (in.)
Galveston	3.41
Houston Hobby	4.59
City of Houston	3.77
College Station	1.98
Palacios	3.67



## Current ENSO Phase: Neutral

### The Climate Prediction Center's ENSO Forecast: La Niña Watch

- ENSO-Neutral conditions are present, but are expected to transition to **La Niña** by August-October (70%)
- **La Niña** conditions are expected to continue through the Winter (79%)



# Climate Primary Site History

## Galveston (GLS)

*Records for Galveston are from observations at the following locations: 67-69 Strand (April 1, 1871 - Aug 31, 1874); 23rd and the Strand (Sep 1, 1874 - July 29, 1878), 1.75 miles WSW of the previous location; the Custom House at Bath Street and the Strand (July 30, 1878 - May 8, 1882); Colorado and Santa Fe Railroad Building at 25th and the Strand (May 9, 1882 - March 14, 1883); back to the Custom House which later became the Cotton Exchange Building (March 15, 1883 - June 24, 1898), about a 1/3 of a mile E of the previous Custom House location; The Levy Building at 2223 Market Street (June 25, 1898 - Nov 26, 1900); the Trust Building at Tremont and Post Office Streets (Nov 27, 1900 - June 24, 1946), one-quarter mile south of the Levy Building; the U.S. Post Office Building at 601 Rosenberg (June 25, 1946 - 1994); Scholes Field (January 1995 to present).*

## City of Houston (IAH)

*Records for the City of Houston are from observations at the following locations: Cotton Station from July 1881 through September 1909, Stewart Building at Preston and Fannin from September 1909 through February 1926, Shell Building at Texas and Fannin from March 1926 through August 1938, Federal Building at Franklin and Fannin from August 1938 through May 1969, Intercontinental Airport from June 1969 to the present.*

## College Station (CLL)

*Records from 1893 through July 1951 are based on observations taken at the Texas Agriculture Experiment COOP Station main farm located 6 miles southwest of College Station. Records from August 1951 through the present are based on observations taken at Easterwood Field.*

## Houston Hobby (HOU)

*Records are based upon observations beginning in August 1931.*

## Palacios (PSX)

*Records are based upon observations beginning in February 1943.*

