



NWS Houston, Texas March 2020 Regional Climate Summary

Produced by Jimmy Fowler

...March 2020 was the warmest March on record for the majority of the area...

This March was one for the record books. Houston-Hobby and the Cities of College Station and Galveston all saw their warmest Marches on record, while the City of Houston experienced its second warmest on record. The average temperature in March was around 71°, which is about the normal average temperature for the start of May. The City of Houston also experienced its first 90° high temperature on March 25th, which is about a month and half before normal. There were a total of 34 daily temperature records set in March (11 High Max Temperatures and 23 High Min Temperatures). Precipitation across the area during the month was near or slightly above normal north of Harris County resulting in drought improvements, while areas along the coast were two to three inches below normal leading to the drought expanding and degrading.

Table of Contents

Page Number	Page Title
1	Cover
2	Table of Contents
3	By the Numbers
4	Precipitation Summary
5	Precipitation Imagery
6	Temperature Summary
7	Temperature Charts
8 – 11	Daily Record Reports
12	Drought Monitor
13	Next Month Outlook
14	ENSO Review
15	Climate Primary Site History



By the Numbers: March 2020



Location (records started)	Average Temp	Ranking	Total Rainfall	Ranking
City of Houston, TX (1888)	71.0°F	2 nd Warmest	2.28"	54 th Driest
Houston Hobby, TX (1930)	72.1°F	Warmest on Record	0.48"	5 th Driest
City of Galveston, TX (1871)	71.3°F	Warmest on Record	0.27"	8 th Driest
City of College Station, TX (1882)	69.5°F	Warmest on Record	2.49"	60 th Driest
Conroe, TX (1997)	68.4°F	Warmest on Record	3.75"	8 th Wettest
Huntsville, TX (1997)	68.9°F	Warmest on Record	3.37"	10 th Wettest
Sugar Land, TX (2000)	71.1°F	Warmest on Record	1.27"	3 rd Driest
Palacios, TX (1943)	70.7°F	Warmest on Record	0.40"	9 th Driest
Clover Field (Pearland), TX (1997)	72.0°F	Warmest on Record	0.10"	Driest on Record
David Wayne Hooks (Tomball), TX (1998)	69.8°F	Warmest on Record	4.78"	5 th Wettest
Angleton, TX (1998)	71.0°F	Warmest on Record	0.42"	2 nd Driest
League City, TX (1990)	71.2°F	Warmest on Record	0.37"	2 nd Driest



Precipitation

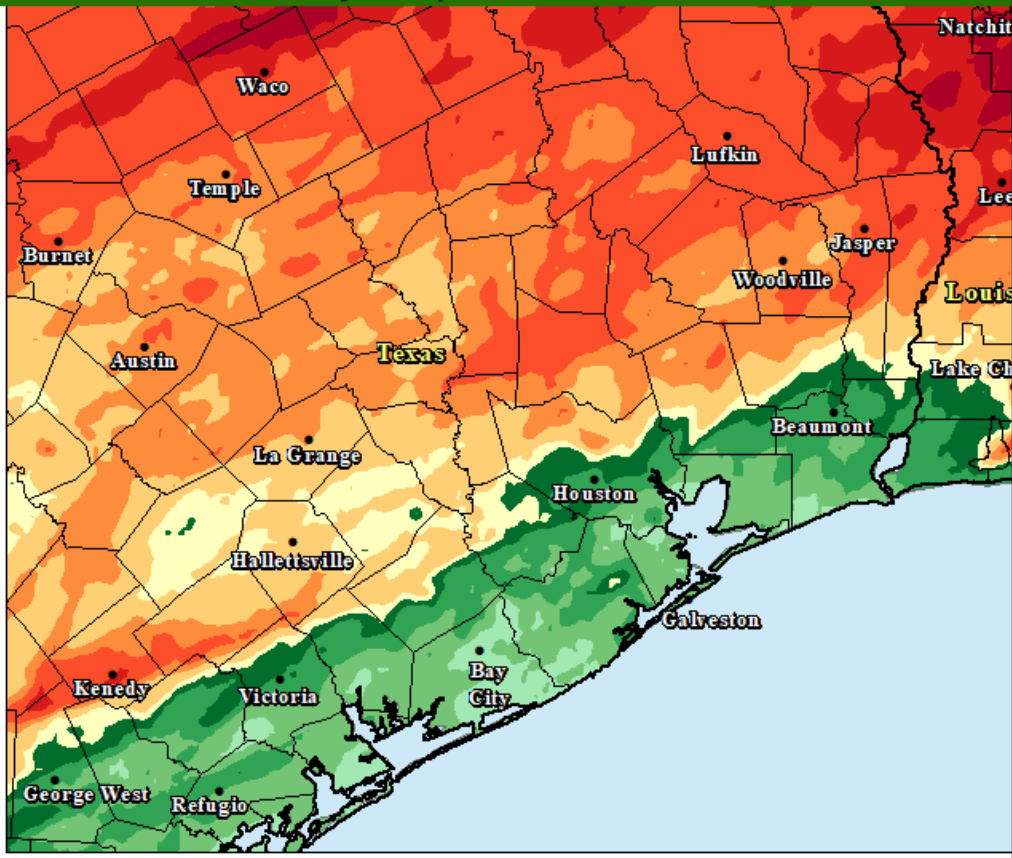
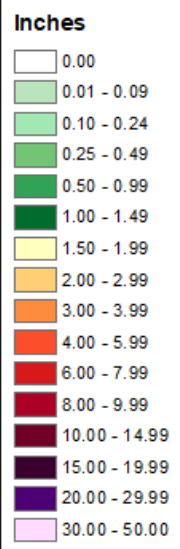
Location	Total Precipitation (in.)	Departure from Normal (in.)	Number of Thunder Days	Maximum Daily Precipitation (in./date)	
Galveston (GLS)	0.27	-2.89	0	0.15	22 nd
Houston Hobby (HOU)	0.48	-2.72	0	0.25	20 th
City of Houston (IAH)	2.28	-1.13	2	1.08	20 th
College Station (CLL)	2.49	-0.68	5	0.86	20 th

In March, generally areas north of Harris County saw near to slightly above normal rainfall totals, but areas along the coast were around two to three inches below normal. Houston-Hobby experienced its fifth driest March on record, while the City of Galveston saw its eighth driest. These very dry conditions led to the expansion of drought conditions along the coast. However, areas northeast of Harris County saw drought improvements over the past month.



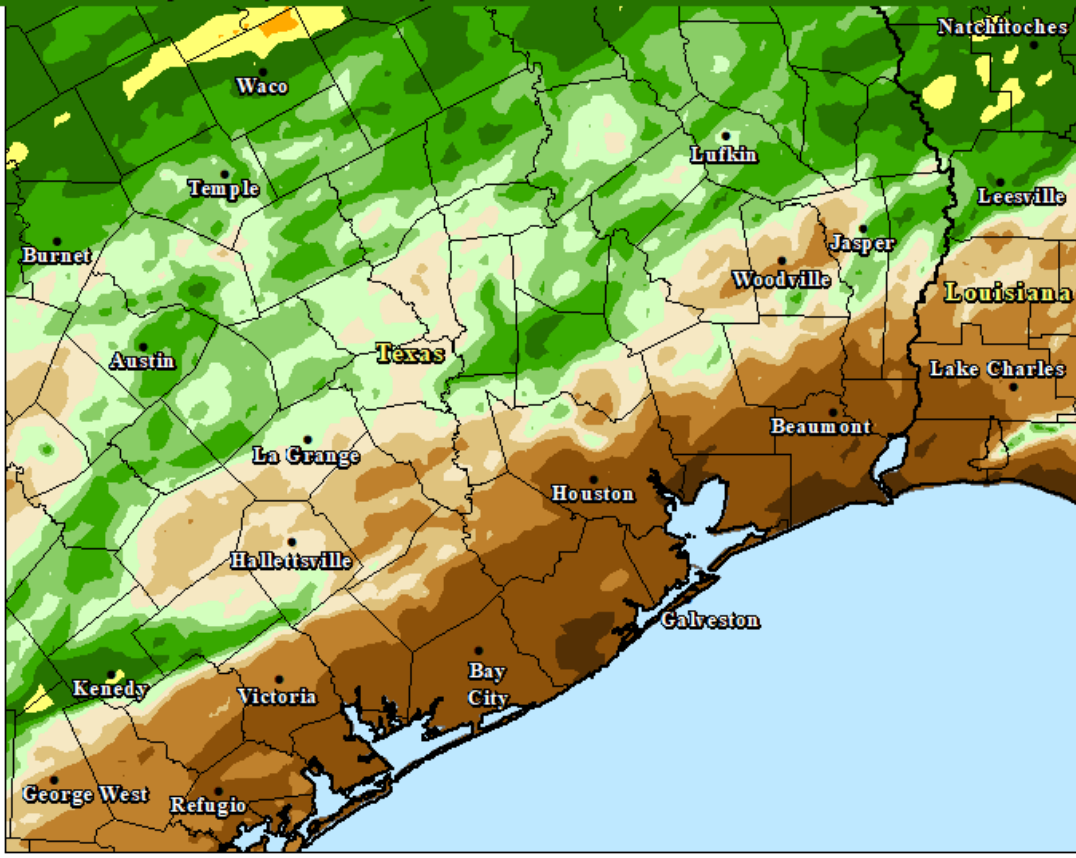
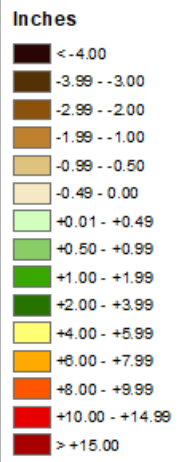
Precipitation Maps

Total Monthly Precipitation - March 2020



0 25 50 Miles
Source: NWS Advanced Hydrologic Prediction Service Created: 04/01/2020 2000

Total Monthly Precipitation Departure From Normal - March 2020



0 25 50 Miles
Source: NWS Advanced Hydrologic Prediction Service Created: 04/01/2020 2000 UTC



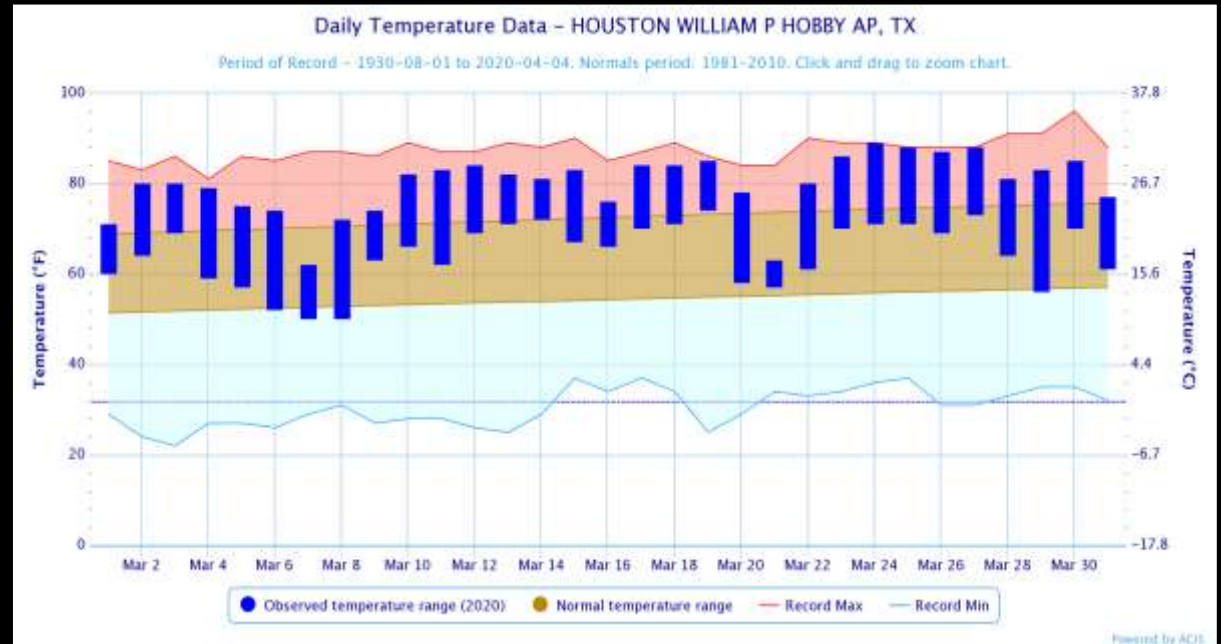
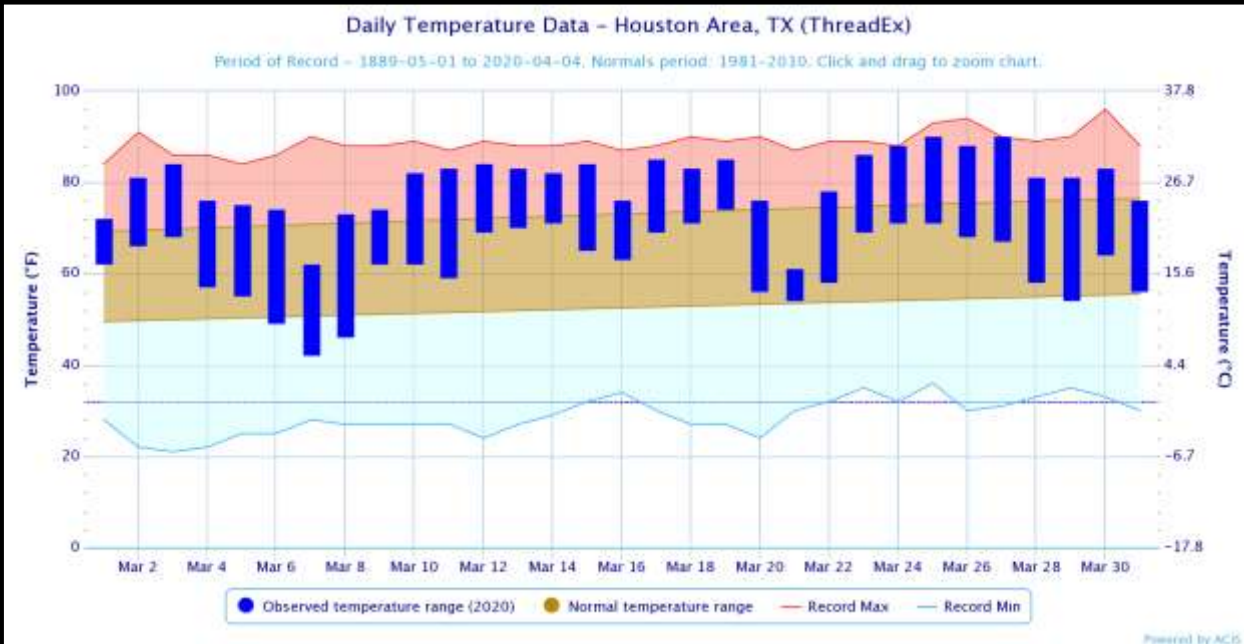
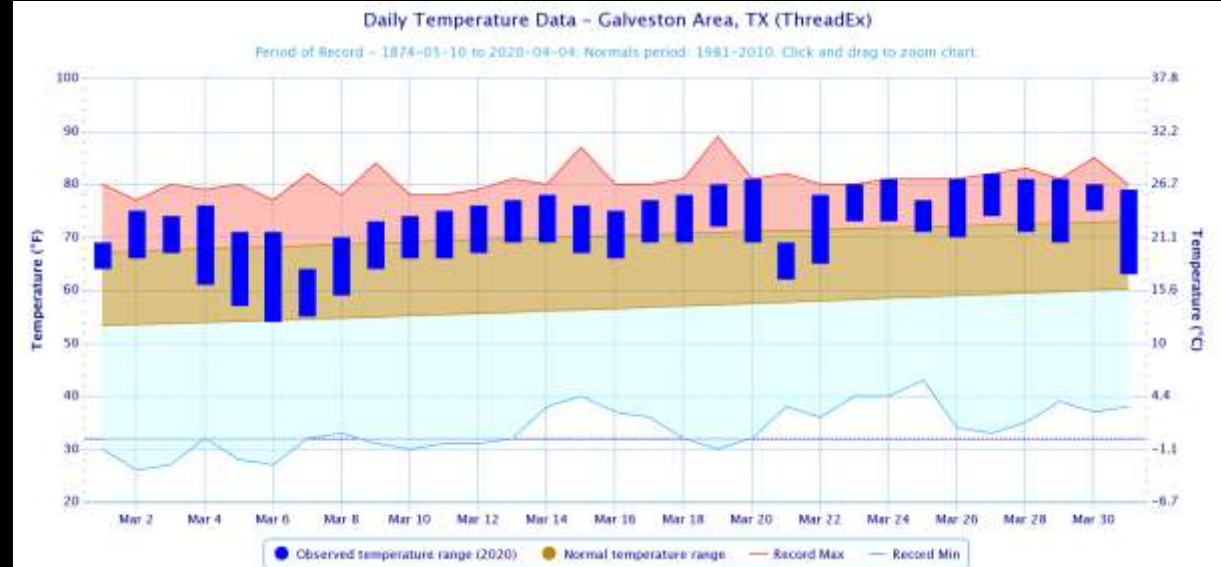
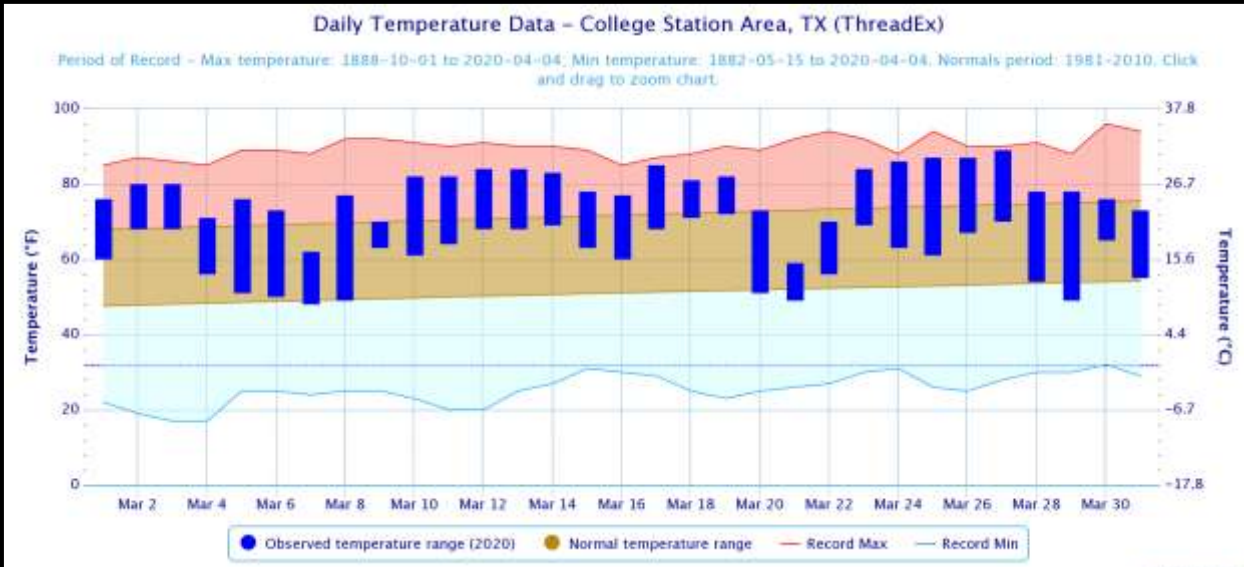
Temperature

Location	Average High Temp (F)	Average Low Temp (F)	Average Temp (F)	Normal Average Temp (F)	Departure From Normal Average (F)	Maximum Temperature (F)	Minimum Temperature (F)
Galveston (GLS)	76.1	66.5	71.3	63.4	+7.9	82 on the 27 th	54 on the 6 th
Houston Hobby (HOU)	79.9	64.3	72.1	63.3	+7.5	89 on the 24 th	50 on the 7 th & 8 th
City of Houston (IAH)	79.9	62.1	71.0	62.7	+8.3	90 on the 25 th & 27 th	42 on the 7 th
College Station (CLL)	78.2	60.8	69.5	61.4	+8.1	89 on the 27 th	48 on the 7 th

This past march was an incredibly above normal month with regards to temperatures as the average temperature was around eight degrees above normal. Houston-Hobby and the Cities of College Station and Galveston all marked their warmest March on record, while the City of Houston was the second warmest March on record. The City of Houston reached 90° for the first time this year on March 25th, which normally reaches the 90° mark on May 7th.



Temperature Charts



Daily Record Reports

Site	Date	Record Type	New Record	Previous Record
City of College Station	March 2 nd	High Min Temperature	68° - T	68° in 1976
City of College Station	March 18 th	High Min Temperature	71°	70° in 1894
City of College Station	March 19 th	High Min Temperature	72°	70° in 2012
City of College Station	March 27 th	High Min Temperature	70° - T	70° in 1975
City of Houston	March 2 nd	High Min Temperature	66° - T	66° in 2012
City of Houston	March 14 th	High Min Temperature	71°	70° in 1967
City of Houston	March 18 th	High Min Temperature	71° - T	71° in 2012
City of Houston	March 19 th	High Min Temperature	74°	73° in 2012
City of Houston	March 24 th	High Min Temperature	71°	71° in 2012
City of Houston	March 24 th	High Max Temperature	88°	87° in 1907

There was 34 daily records set during the month of March.



Key

High Max

Low Max

Precip

High Min

Low Min



Daily Record Reports

Site	Date	Record Type	New Record	Previous Record
City of Houston	March 25 th	High Min Temperature	71°	70° in 1949
City of Houston	March 27 th	High Max Temperature	90°	89° in 1935
Houston-Hobby	March 3 rd	High Min Temperature	69° - T	69° in 1985
Houston-Hobby	March 13 th	High Min Temperature	71°	70° in 2019
Houston-Hobby	March 14 th	High Min Temperature	72°	71° in 1973
Houston-Hobby	March 18 th	High Min Temperature	71° - T	71° in 2012
Houston-Hobby	March 19 th	High Min Temperature	74°	72° in 2012
Houston-Hobby	March 24 th	High Min Temperature	71°	70° in 1945
Houston-Hobby	March 24 th	High Max Temperature	89°	85° in 1936
Houston-Hobby	March 25 th	High Max Temperature	88°	85° in 1955

There was 34 daily records set during the month of March.



Key

High Max

Low Max

Precip

High Min

Low Min



Daily Record Reports

Site	Date	Record Type	New Record	Previous Record
Houston-Hobby	March 25 th	High Min Temperature	71°	69° in 1950
Houston-Hobby	March 27 th	High Max Temperature	88° - T	88° in 1935
Houston-Hobby	March 27 th	High Min Temperature	73°	72° in 1975
City of Galveston	March 3 rd	High Min Temperature	67°	66° in 1945
City of Galveston	March 20 th	High Max Temperature	81°	80° in 2006
City of Galveston	March 23 rd	High Min Temperature	73°	71° in 2017
City of Galveston	March 23 rd	High Max Temperature	80° - T	80° in 2011
City of Galveston	March 24 th	High Min Temperature	73°	72° in 2017
City of Galveston	March 24 th	High Max Temperature	81° - T	81° in 2012
City of Galveston	March 26 th	High Max Temperature	81°	80° in 2017

There was 34 daily records set during the month of March.



Key

High Max

Low Max

Precip

High Min

Low Min



Daily Record Reports

Site	Date	Record Type	New Record	Previous Record
City of Galveston	March 27 th	High Min Temperature	74°	73° in 2017
City of Galveston	March 27 th	High Max Temperature	82°	81° in 2016
City of Galveston	March 29 th	High Max Temperature	81° - T	81° in 1974
City of Galveston	March 30 th	High Min Temperature	75°	72° in 2012

There was 34 daily records set during the month of March.



High Max

Low Max

Precip

High Min

Low Min

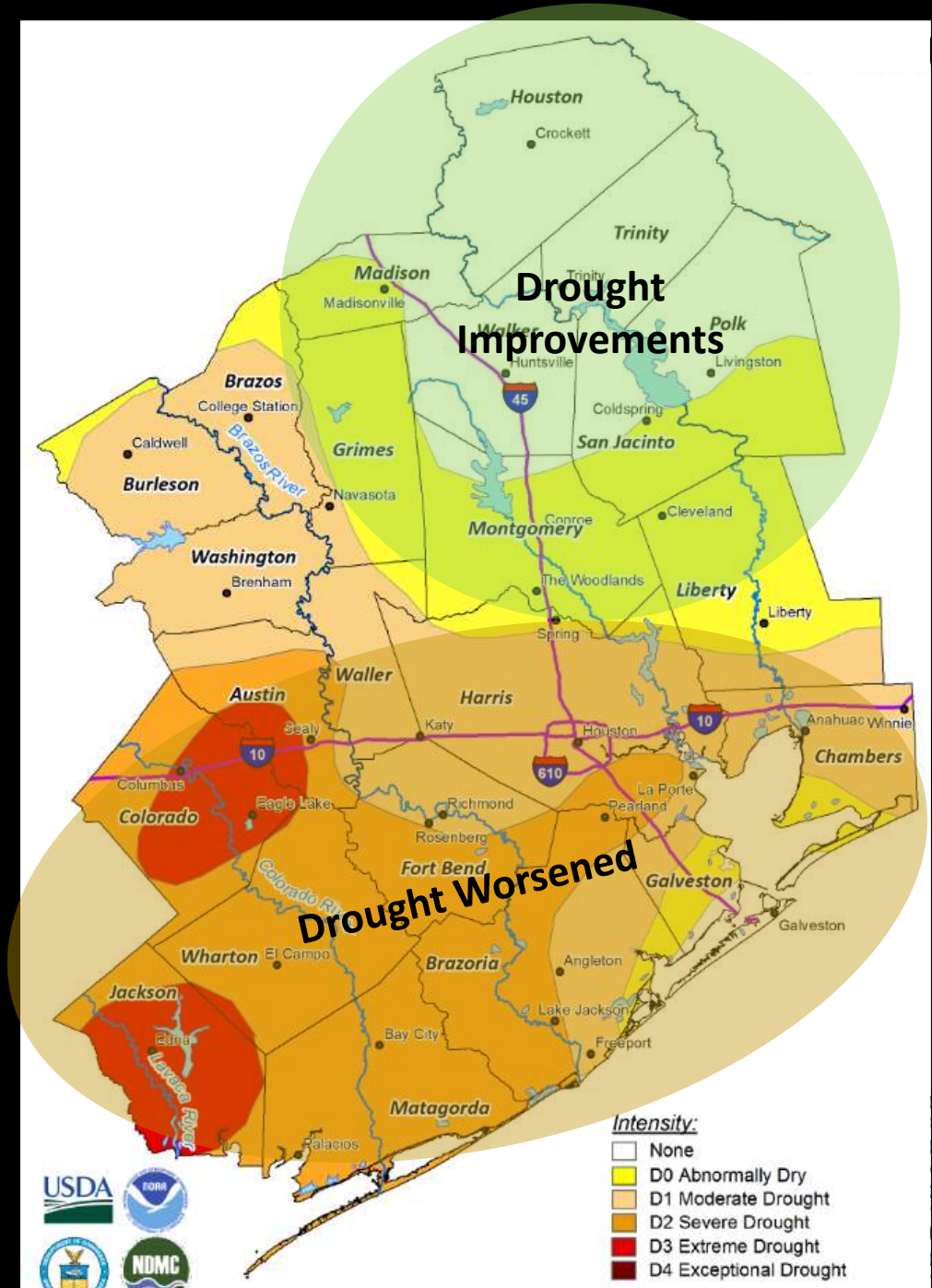
Key



Drought Monitor

As of March 31st

During March, drought conditions across the northern portion of the region improved, while areas across southwest continued to degrade. The area of Extreme Drought (D3) expanded to cover more of Jackson County, and a new area Extreme Drought formed in Colorado and Austin counties. Areas along the coast, which has remained drought free the past few months, developed into areas of Moderate (D1) or Severe (D2) Drought.

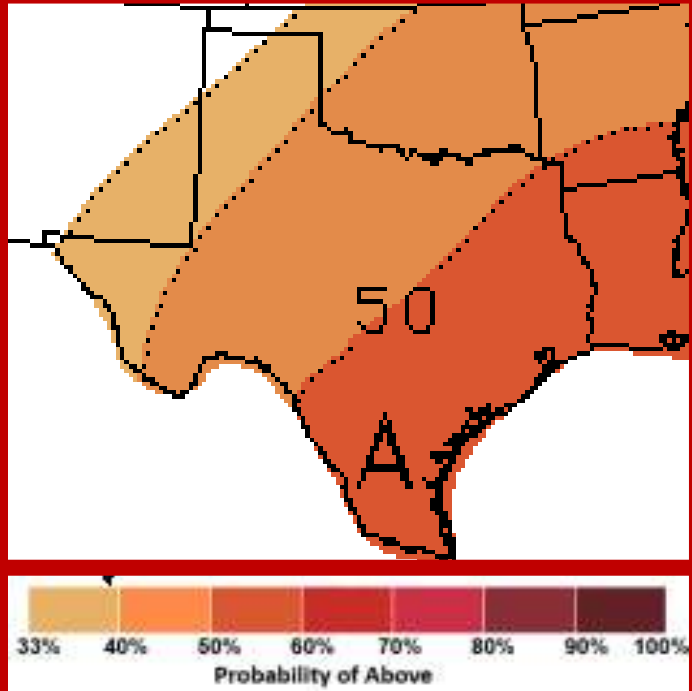


April Climatology & Outlook

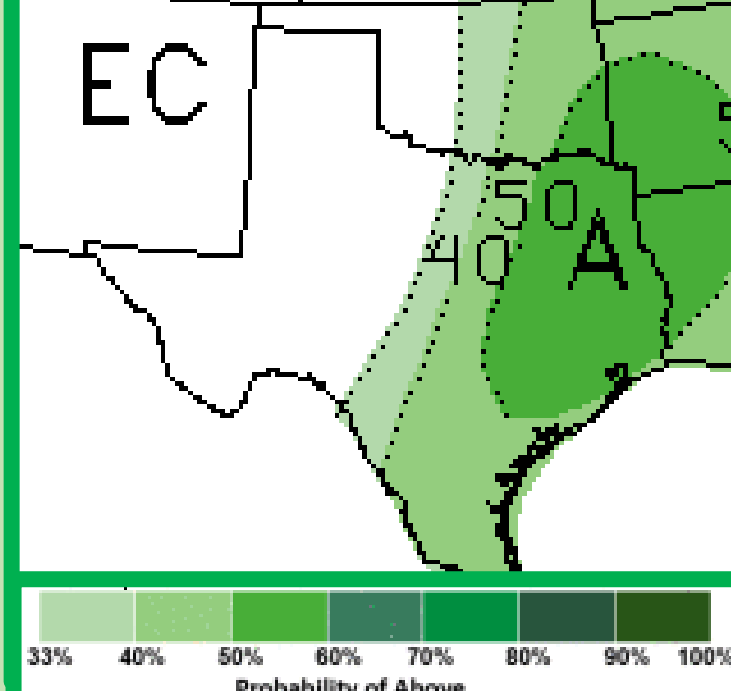
Location	Average Temp (°F)	Normal High (°F)	Normal Low (°F)
Galveston	70.1	75.9	64.4
Houston Hobby	69.8	78.8	60.9
City of Houston	69.5	79.6	59.4
College Station	68.5	78.9	58.1

Location	Normal Monthly Precipitation (in.)
Galveston	3.05
Houston Hobby	3.25
City of Houston	3.31
College Station	2.66

Temperature Outlook



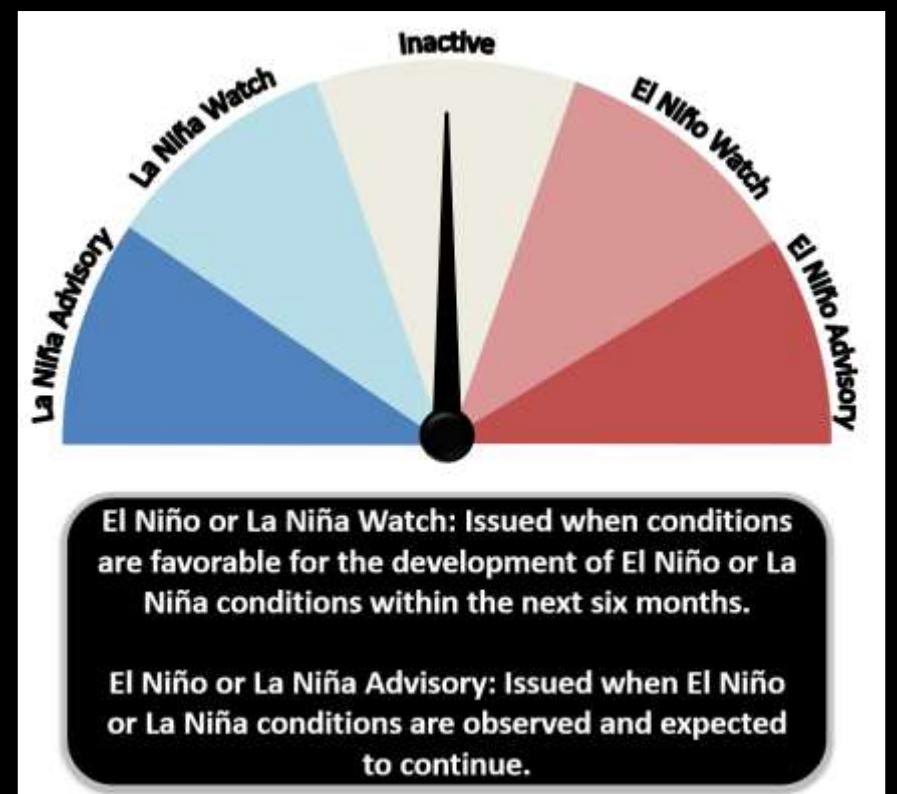
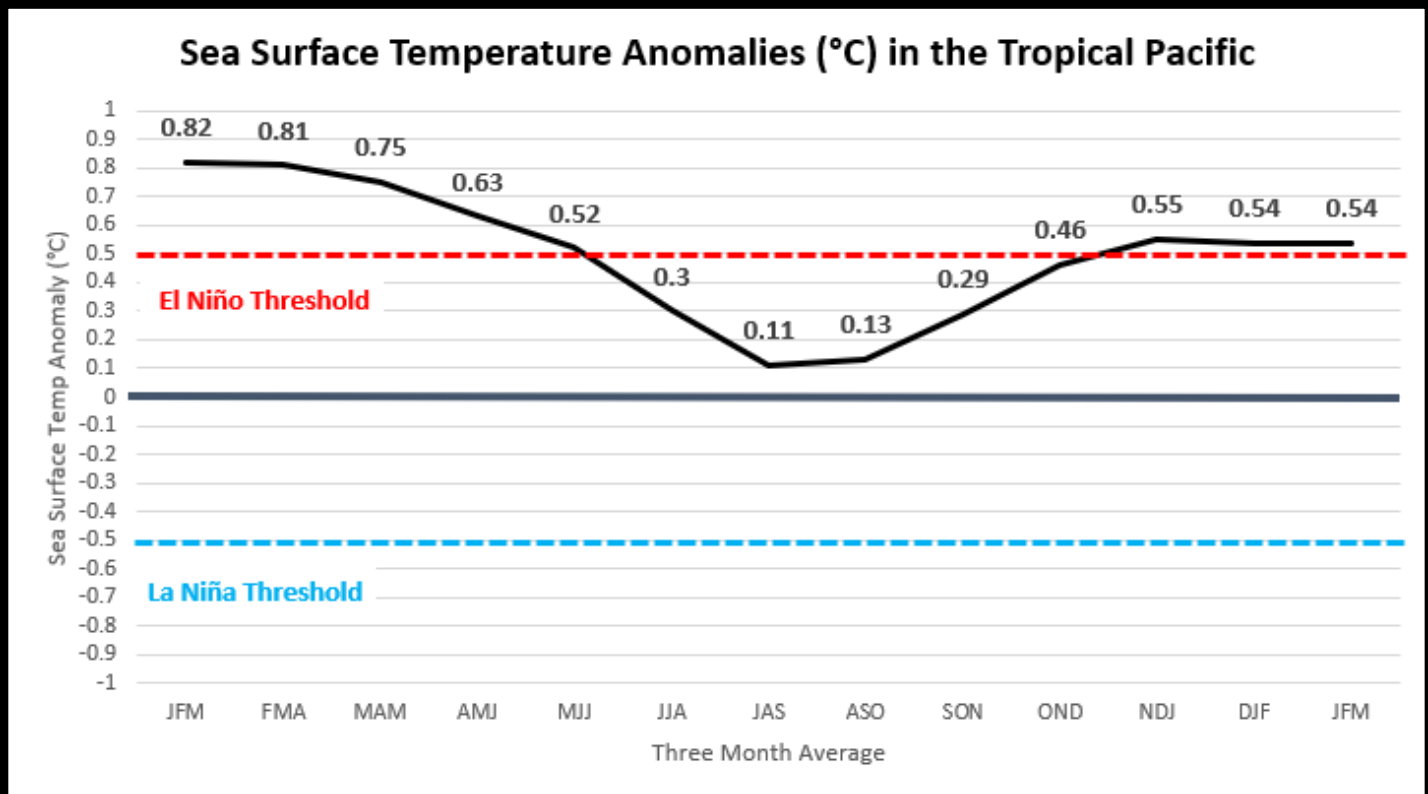
Precipitation Outlook



Current ENSO Phase: Neutral

The Climate Prediction Center's ENSO Forecast: ENSO-Neutral Continues

- There is a 65% chance of ENSO-Neutral conditions continuing through the spring
- There is a 55% chance of ENSO-Neutral conditions continuing through the summer



Climate Primary Site History

Galveston (GLS)

Records for Galveston are from observations at the following locations: 67-69 Strand (April 1, 1871 - Aug 31, 1874); 23rd and the Strand (Sep 1, 1874 - July 29, 1878), 1.75 miles WSW of the previous location; the Custom House at Bath Street and the Strand (July 30, 1878 - May 8, 1882); Colorado and Santa Fe Railroad Building at 25th and the Strand (May 9, 1882 - March 14, 1883); back to the Custom House which later became the Cotton Exchange Building (March 15, 1883 - June 24, 1898), about a 1/3 of a mile E of the previous Custom House location; The Levy Building at 2223 Market Street (June 25, 1898 - Nov 26, 1900); the Trust Building at Tremont and Post Office Streets (Nov 27, 1900 - June 24, 1946), one-quarter mile south of the Levy Building; the U.S. Post Office Building at 601 Rosenberg (June 25, 1946 - 1994); Scholes Field (January 1995 to present).

College Station (CLL)

Records from 1893 through July 1951 are based on observations taken at the Texas Agriculture Experiment COOP Station main farm located 6 miles southwest of College Station. Records from August 1951 through the present are based on observations taken at Easterwood Field. Normal temperatures are calculated from 1981 to 2000 period.

City of Houston (IAH)

Records for the City of Houston are from observations at the following locations: Cotton Station from July 1881 through September 1909, Stewart Building at Preston and Fannin from September 1909 through February 1926, Shell Building at Texas and Fannin from March 1926 through August 1938, Federal Building at Franklin and Fannin from August 1938 through May 1969, Intercontinental Airport from June 1969 to the present .

Houston Hobby (HOU)

Records are based upon observations beginning in August 1931.

