

NWS Houston, Texas May 2023 Regional Climate Summary

Produced by Jimmy Fowler

...Near to slightly above normal temperatures and above normal precipitation...

...Near normal Atlantic Hurricane Season Predicted...

Near to well above normal precipitation continued into the month of May continuing the drought conditions across the region. In fact, there are no areas reporting even drier than normal conditions! The wettest location was Palacios with 12.01" of precipitation for the month – the fourth wettest May on record for the site. Many days of overcast skies led to below normal high temperatures, but above normal low temperatures leading to an overall slight above normal month temperature wise. There was a total of four daily records this month with only one temperature record this month – a high minimum temperature at Houston-Hobby – with the other three daily records being daily rainfall records. The Climate Prediction Center and National Hurricane Center released their forecast for the Atlantic Hurricane Season with a near normal amount of activity expected. But remember, it only takes one!

Table of Contents

Page Number	Page Title
1	Cover
2	Table of Contents
3	By the Numbers
4	Precipitation Summary
5	Precipitation Graph
6	Precipitation Imagery
7	Temperature Summary
8 – 9	Temperature Charts
10 – 14	Daily Record Reports
15	Drought Monitor
16	Next Month Outlook
17	ENSO Review
18	Tropical Season Outlook
19	Climate Primary Site History



By the Numbers: May 2023




Location (records started)	Average Temp	Ranking	Total Rainfall	Ranking
City of Houston, TX (1888)	76.7°F	50 th Warmest	8.66"	20 th Wettest
Houston Hobby, TX (1930)	79.1°F	9 th Warmest	5.37"	36 th Wettest
City of Galveston, TX (1871)	78.0°F	23 rd Warmest	3.22"	75 th Wettest
City of College Station, TX (1882)	77.6°F	15 th Warmest	3.67"	71 st Wettest
Palacios, TX (1943)	70.6°F	31 st Warmest	12.01"	4 th Wettest
Huntsville, TX (1997)	77.0°F	9 th Warmest	3.61"	14 th Wettest
Sugar Land, TX (2000)	77.7°F	11 th Coolest	5.20"	11 th Wettest
Conroe, TX (1997)	74.7°F	10 th Coolest	6.57"	9 th Wettest
Clover Field (Pearland), TX (1997)	79.4°F	3 rd Warmest	3.03"	14 th Wettest
David Wayne Hooks (Tomball), TX (1998)	76.9°F	12 th Warmest	7.80"	8 th Wettest
Angleton, TX (1998)	76.7°F	13 th Warmest	4.94"	9 th Wettest
League City, TX (1990)	77.0°F	14 th Warmest	6.11"	13 th Wettest



Precipitation

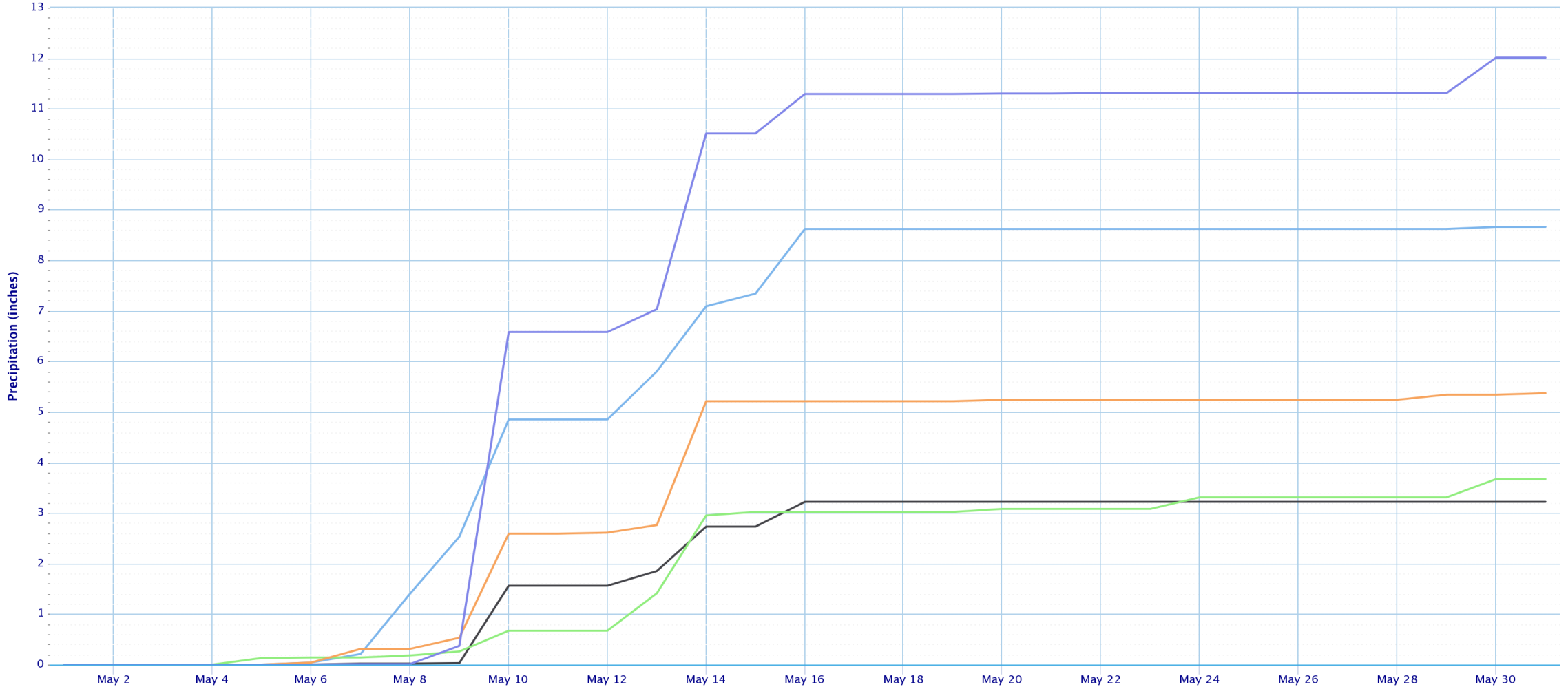
Location	Total Precipitation (in.)	Departure from Normal (in.)	Number of Thunder Days	Maximum Daily Precipitation (in./date)	
Galveston (GLS)	3.22	+0.18	9	1.53	10 th
Houston Hobby (HOU)	5.37	-0.05	8	2.45	14 th
City of Houston (IAH)	8.66	+3.65	11	2.32	10 th
College Station (CLL)	3.67	-0.93	12	1.54	14 th
Palacios (PSX)	12.01	+8.15	8	6.21	10 th



Precipitation Accumulation Graph

Accumulated Precipitation

Green/black diamonds represent subsequent/missing values



City of Houston

City of Galveston

City of College Station


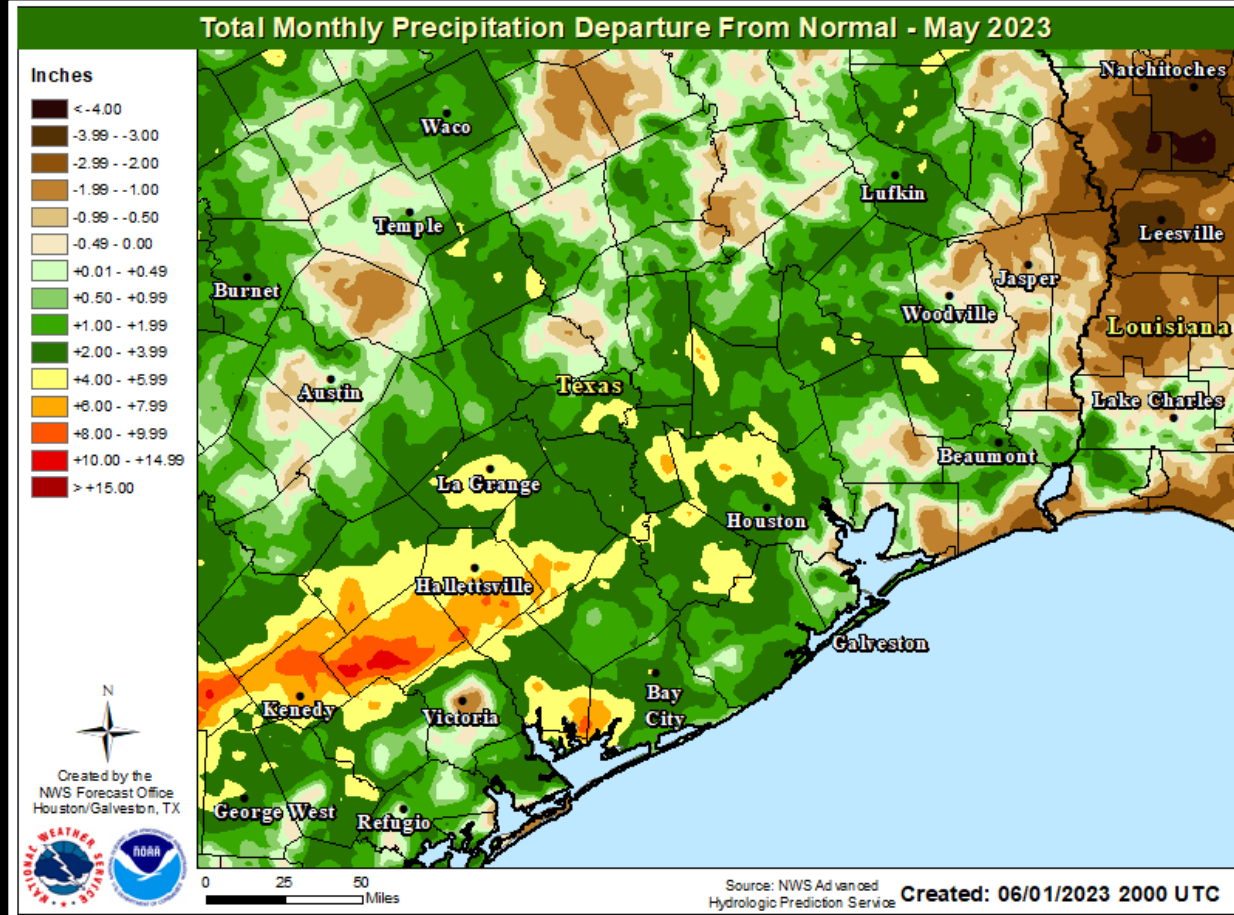
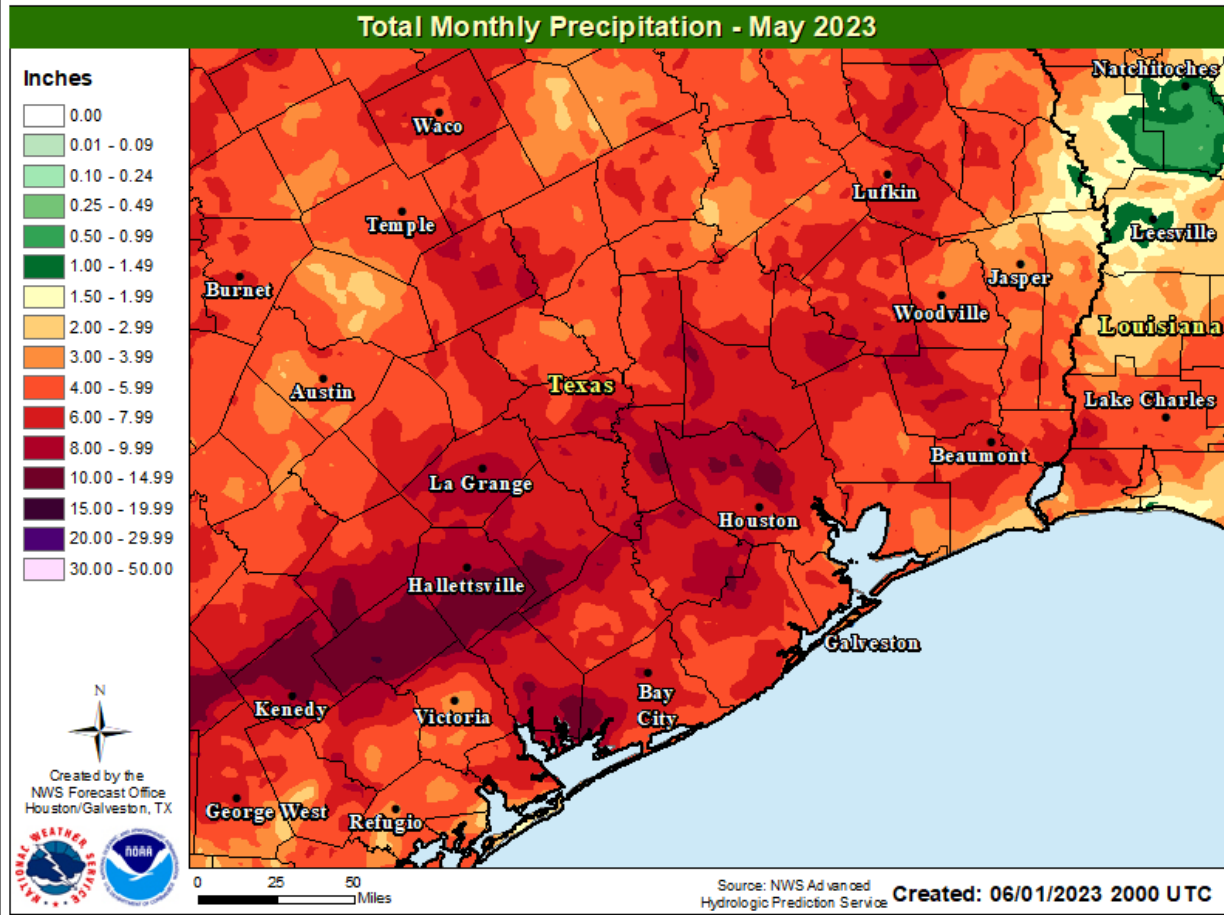
Houston-Hobby

Palacios



powered by ACIS

Precipitation Maps

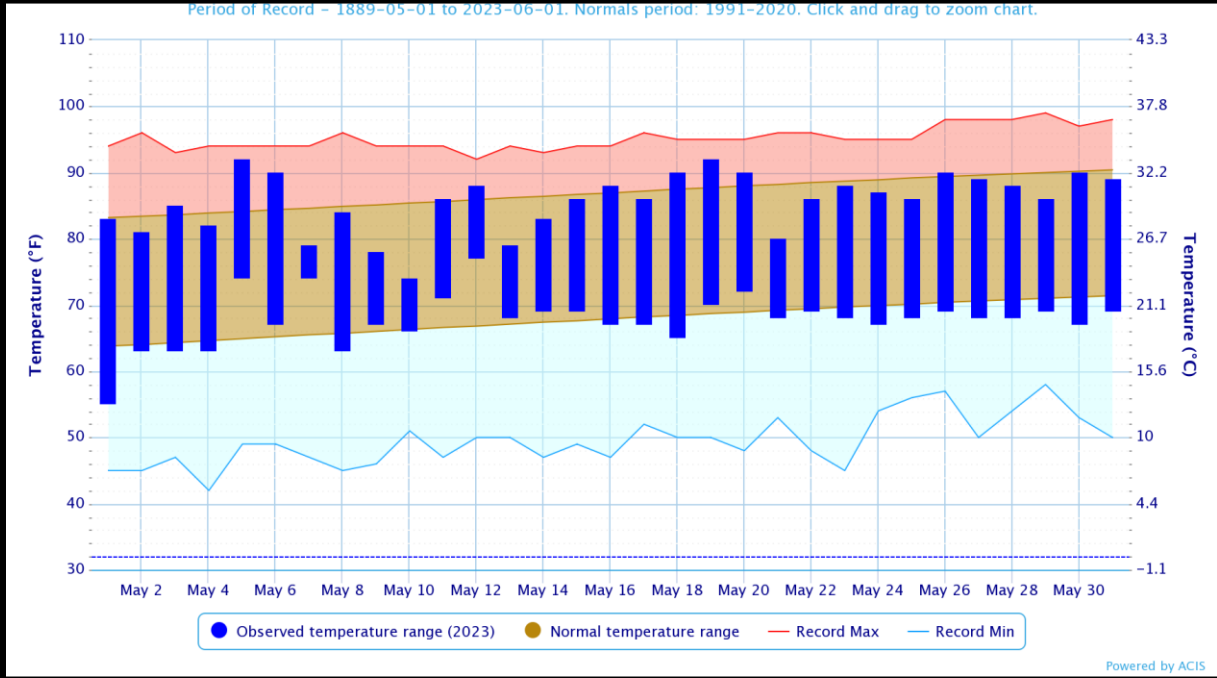


Temperature

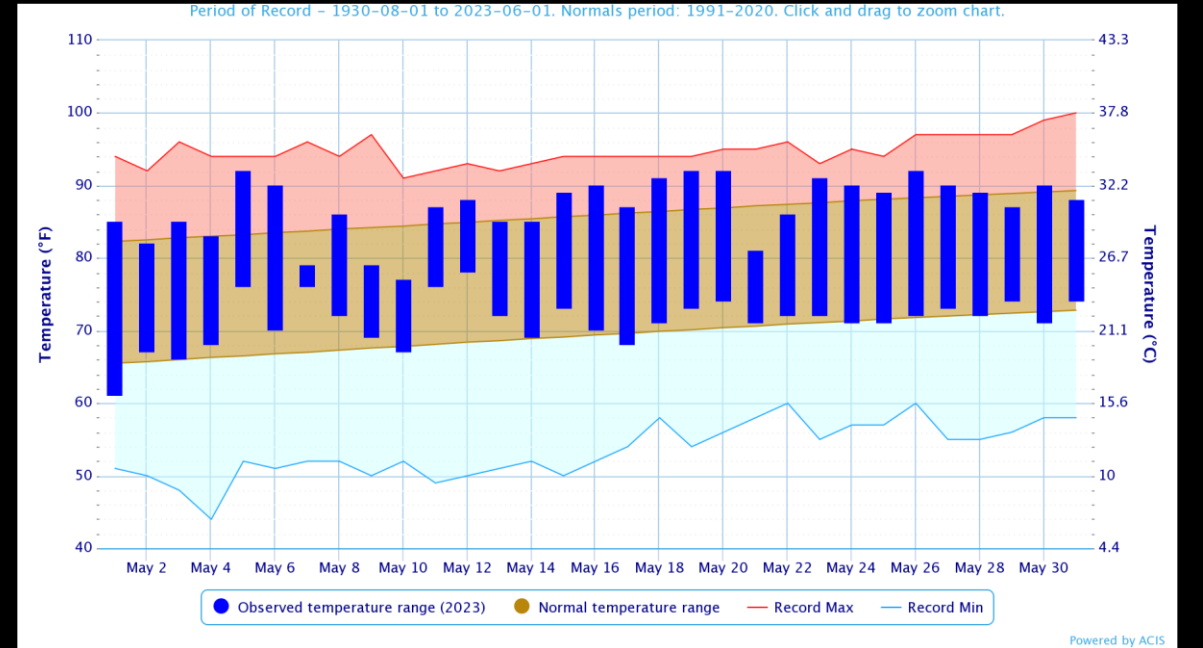
Location	Average High Temp (F)	Average Low Temp (F)	Average Temp (F)	Departure From Normal Average (F)	Maximum Temperature (F)	Minimum Temperature (F)
Galveston (GLS)	82.7	73.2	78.0	-0.2	89 on the 20 th	66 on the 10 th
Houston Hobby (HOU)	87.0	71.3	79.1	+1.5	92 on the 19 th , 20 th & 26 th	61 on the 1 st
City of Houston (IAH)	85.6	67.7	76.7	-0.7	92 on the 5 th & 19 th	55 on the 1 st
College Station (CLL)	86.8	68.5	77.6	+1.2	93 on the 5 th & 19 th	59 on the 1 st
Palacios (PSX)	78.1	63.0	70.6	-0.8	86 on the 1 st	52 on the 17 th

Temperature Charts

City of Houston

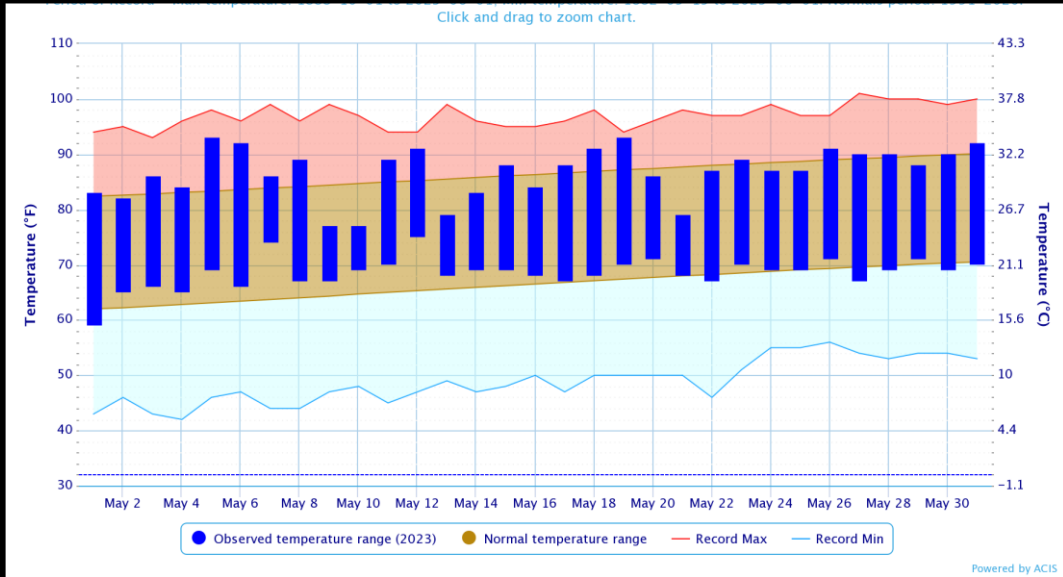


Houston-Hobby

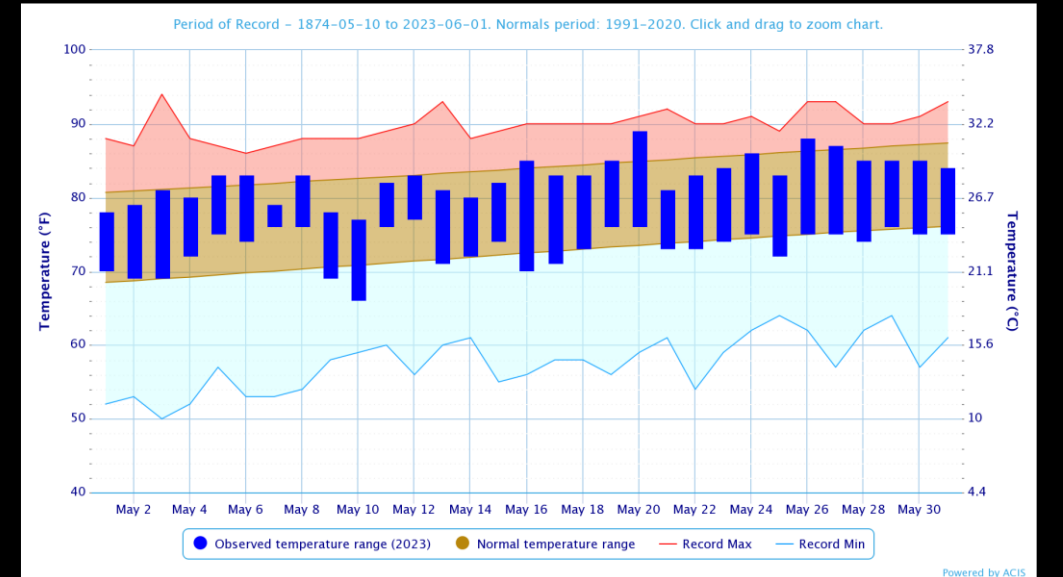


Temperature Charts


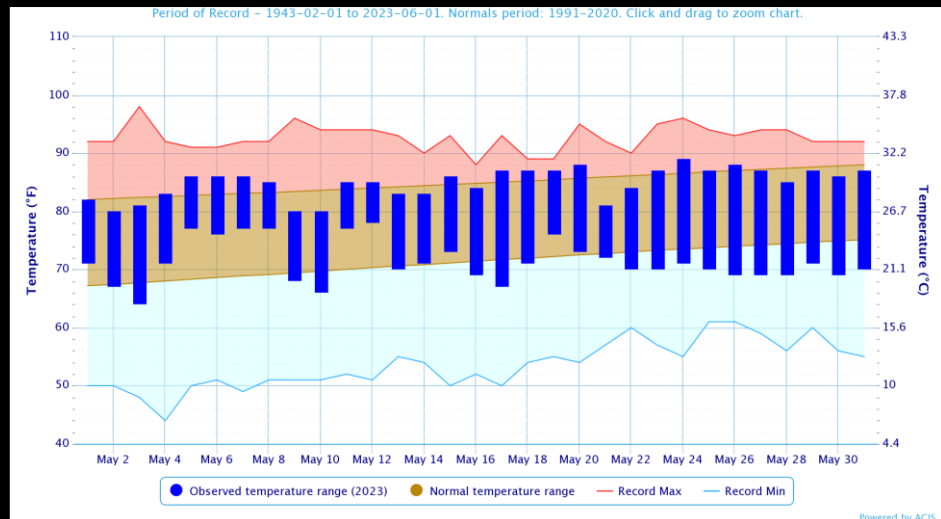
City of College Station



City of Galveston




Palacios



Daily Record Reports – City of College Station

Date	Record Type	New Record	Previous Record
No Daily Records			



High Max

Low Max

Precip

Key

Snow


High Min

Low Min



Daily Record Reports – City of Houston

Date	Record Type	New Record	Previous Record
No Daily Records			



Key

High Max

Low Max

Precip

Snow

High Min

Low Min

Daily Record Reports – Houston-Hobby

Date	Record Type	New Record	Previous Record
12 th	High Minimum	78°F	77°F in 2002
14 th	Precipitation	2.45"	1.01" in 2016

There were 2 daily records set at Houston-Hobby this month.



High Max

Low Max

Precip

Key

Snow

High Min

Low Min



Daily Record Reports – City of Galveston

Date	Record Type	New Record	Previous Record
No Daily Records			



High Max

Low Max

Precip

Key

Snow

High Min

Low Min



Daily Record Reports – Palacios

Date	Record Type	New Record	Previous Record
10 th	Precipitation	6.21"	4.39" in 1974
14 th	Precipitation	3.48"	3.05" in 2010

There were 2 daily records set at Palacios this month.



High Max

Low Max

Precip

Key

Snow

High Min

Low Min



Drought Monitor

As of May 30th

*Near normal to well above normal rainfall lead to continued drought improvements across the area. In fact, there are **zero areas** with any drier than normal conditions!*

U.S. Drought Monitor

Houston/Galveston, TX WFO

via <https://droughtmonitor.unl.edu/>



Intensity

- | | |
|---------------------|------------------------|
| None | D2 Severe Drought |
| D0 Abnormally Dry | D3 Extreme Drought |
| D1 Moderate Drought | D4 Exceptional Drought |

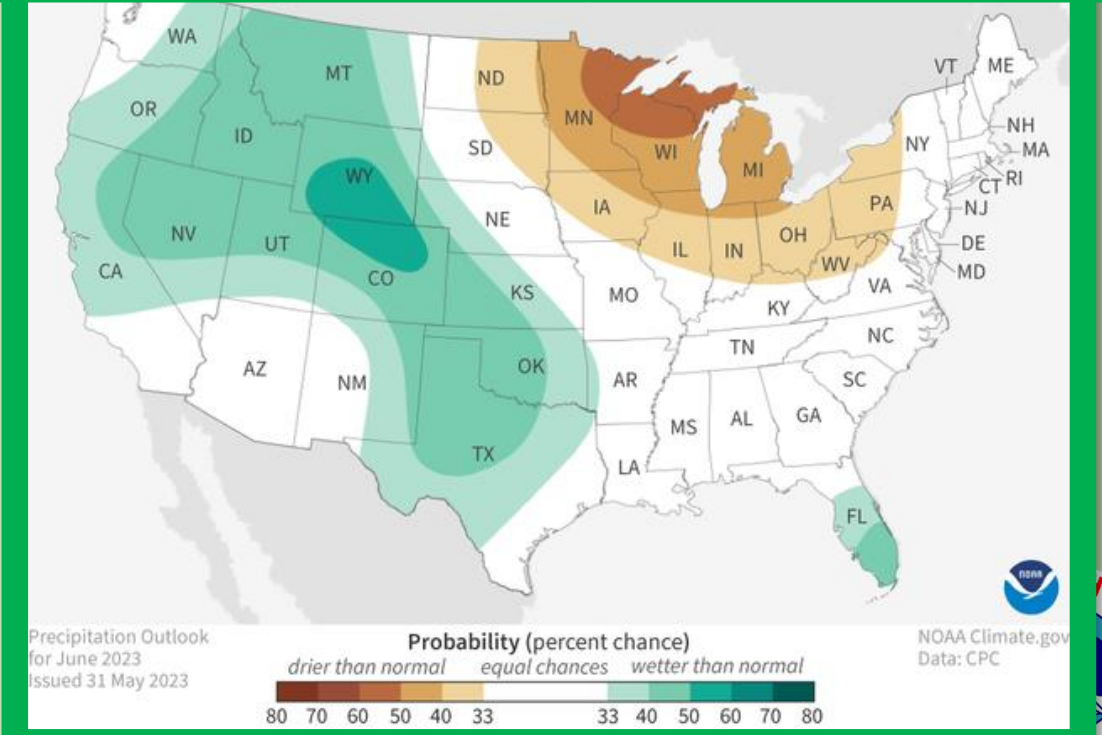
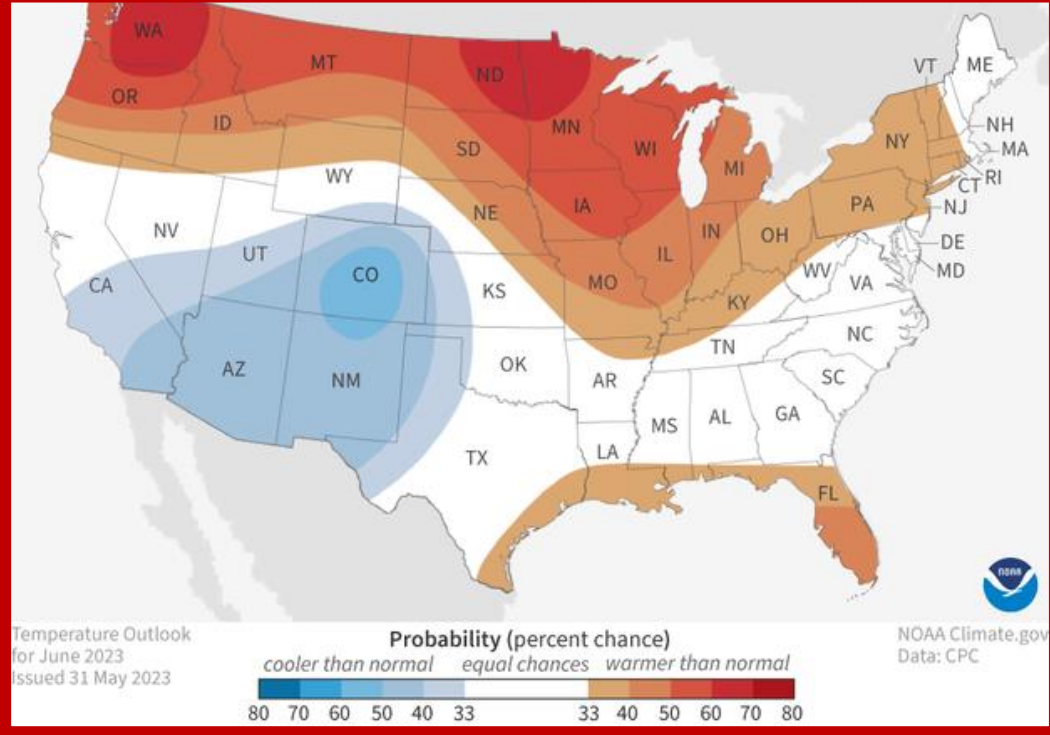
The Drought Monitor focuses on broad-scale conditions. Local conditions may vary. For more information on the Drought Monitor, go to <https://droughtmonitor.unl.edu/About.aspx>



June Outlook

Location	Average Temp(°F)	Normal High (°F)	Normal Low (°F)
Galveston	83.8	89.5	78.1
Houston Hobby	82.9	91.0	74.9
City of Houston	83.0	92.3	73.7
College Station	82.6	92.2	73.0
Palacios	83.6	90.1	77.2

Location	Normal Monthly Precipitation (in.)
Galveston	4.23
Houston Hobby	6.09
City of Houston	6.00
College Station	4.01
Palacios	4.55

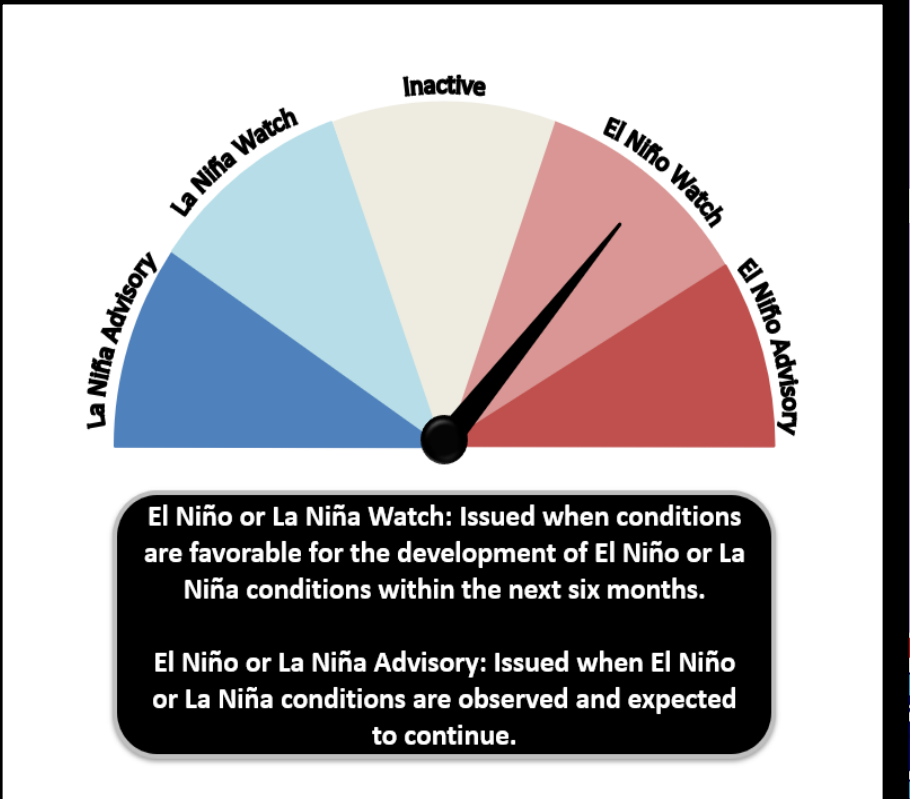
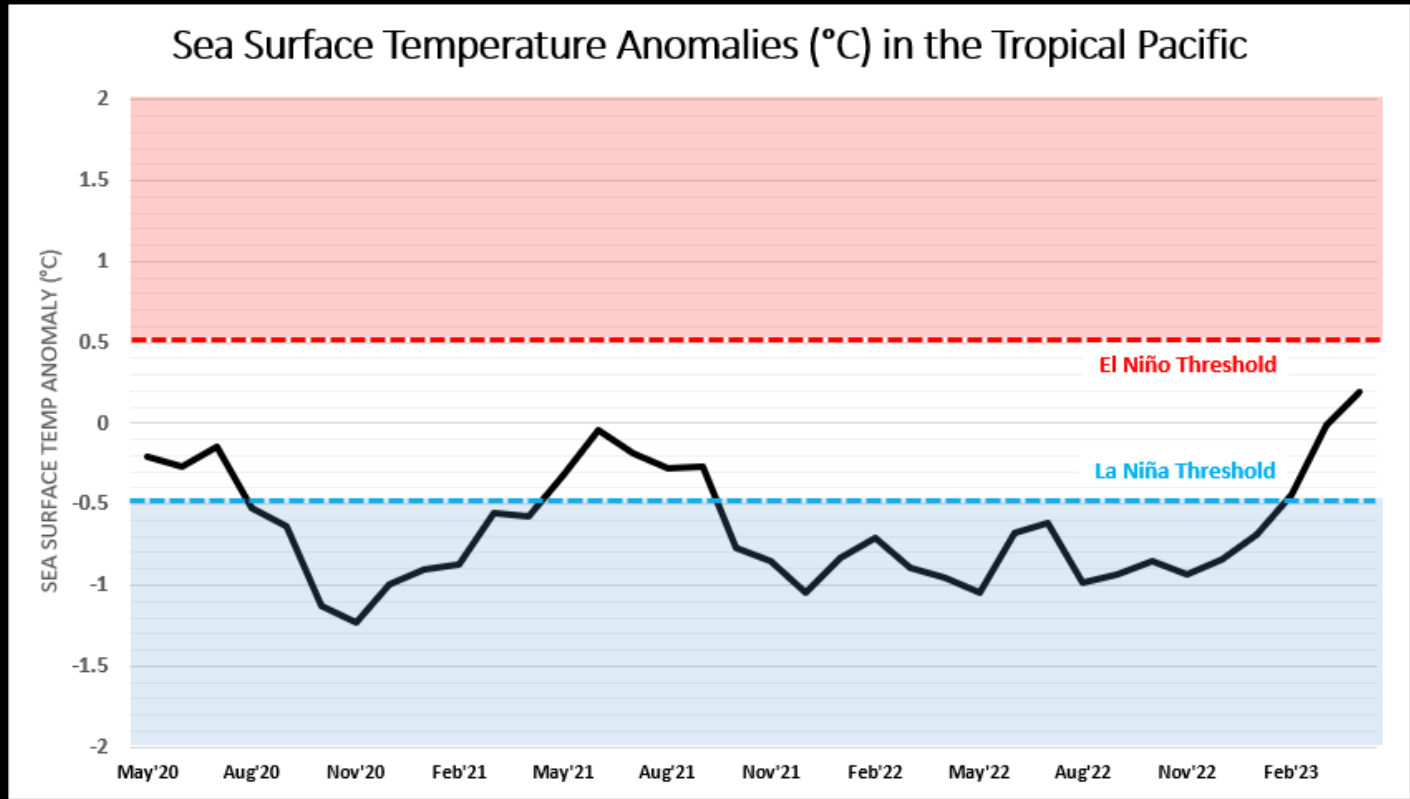


Current ENSO Phase: Neutral

The Climate Prediction Center's ENSO Forecast:

El Niño Watch

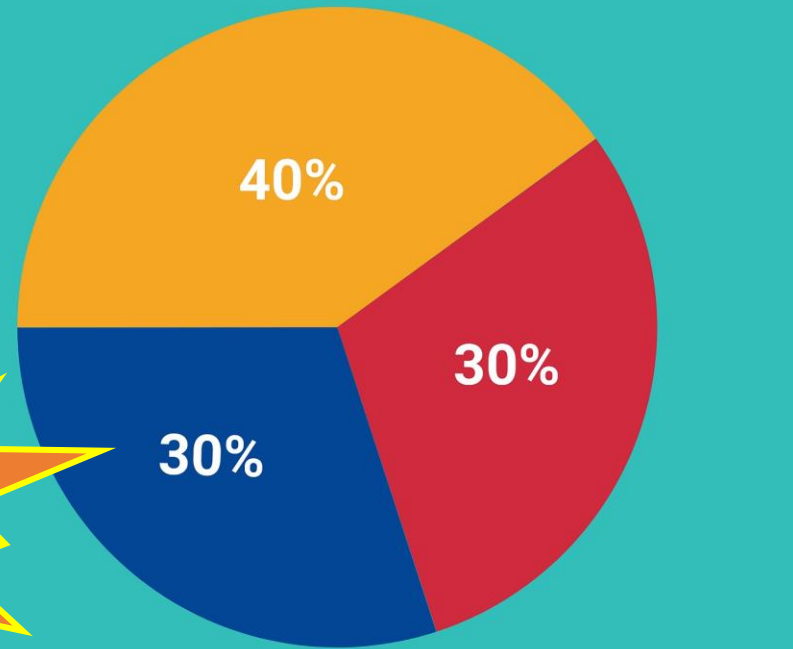
- El Niño conditions are expected to develop, with a 90% chance of it persisting through the Winter



2023 Hurricane Season Outlook



2023 Atlantic Hurricane Season Outlook



■ Above normal ■ Near normal ■ Below normal

Season probability

Named storms

12 - 17

Hurricanes

5 - 9

Major hurricanes

1 - 4

It only takes one!

Be prepared: Visit hurricanes.gov and follow @NWS and @NHC_Atlantic on Twitter.

May 2023

Climate Primary Site History

Galveston (GLS)

Records for Galveston are from observations at the following locations: 67-69 Strand (April 1, 1871 - Aug 31, 1874); 23rd and the Strand (Sep 1, 1874 - July 29, 1878), 1.75 miles WSW of the previous location; the Custom House at Bath Street and the Strand (July 30, 1878 - May 8, 1882); Colorado and Santa Fe Railroad Building at 25th and the Strand (May 9, 1882 - March 14, 1883); back to the Custom House which later became the Cotton Exchange Building (March 15, 1883 - June 24, 1898), about a 1/3 of a mile E of the previous Custom House location; The Levy Building at 2223 Market Street (June 25, 1898 - Nov 26, 1900); the Trust Building at Tremont and Post Office Streets (Nov 27, 1900 - June 24, 1946), one-quarter mile south of the Levy Building; the U.S. Post Office Building at 601 Rosenberg (June 25, 1946 - 1994); Scholes Field (January 1995 to present).

City of Houston (IAH)

Records for the City of Houston are from observations at the following locations: Cotton Station from July 1881 through September 1909, Stewart Building at Preston and Fannin from September 1909 through February 1926, Shell Building at Texas and Fannin from March 1926 through August 1938, Federal Building at Franklin and Fannin from August 1938 through May 1969, Intercontinental Airport from June 1969 to the present.

College Station (CLL)

Records from 1893 through July 1951 are based on observations taken at the Texas Agriculture Experiment COOP Station main farm located 6 miles southwest of College Station. Records from August 1951 through the present are based on observations taken at Easterwood Field.

Houston Hobby (HOU)

Records are based upon observations beginning in August 1931.

Palacios (PSX)

Records are based upon observations beginning in February 1943.

