



# NWS Huntsville - Forecast Risk Level

July 3, 2025  
8:50 AM

Minor Heat Risk This Weekend thru Midweek; Storm Chances Increase Next Week

	Thursday, Jul 3	Friday, Jul 4	Saturday, Jul 5	Sunday, Jul 6	Monday, Jul 7	Tuesday, Jul 8	Wednesday, Jul 9
<b>NW Alabama</b> Lauderdale, Colbert, Franklin (AL), Lawrence			Heat	Heat	Heat	Heat T-Storms	T-Storms Heat
<b>N. Central Alabama</b> Madison, Limestone, Morgan, Cullman			Heat	Heat	Heat	Heat T-Storms	T-Storms Heat
<b>NE Alabama</b> Marshall, Jackson, Dekalb			Heat	Heat	Heat	Heat T-Storms	T-Storms
<b>Southern Middle TN</b> Lincoln, Moore, Franklin (TN)			Heat	Heat	Heat	Heat T-Storms	T-Storms Heat

Risk levels incorporate potential impacts from weather hazards and likelihood of occurrence.


<b>Risk Levels</b>	Little to None	Minor	Moderate	Major	Extreme
--------------------	----------------	-------	----------	-------	---------





# Heat Details

July 3, 2025  
8:50 AM



**Forecast Details:**  
Temps gradually ramp up this weekend as rain chances decrease.



**When:** Saturday-Tuesday


**Impact:** This level of heat affects most individuals sensitive to heat, especially those without effective cooling and/or adequate hydration. Impacts possible in some health systems and in heat-sensitive industries.



Avoid outdoor activities  
11am-6pm



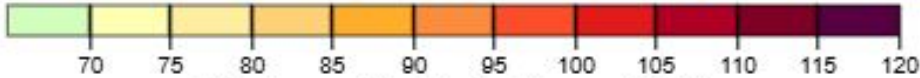
Drink water!



Use/get to air conditioning!

## Maximum Heat Index Forecast (°F)


	7/3 Thu	7/4 Fri	7/5 Sat	7/6 Sun	7/7 Mon	7/8 Tue	7/9 Wed	Maximum
Albertville	88	93	93	92	93	93	92	93
Athens	89	94	95	95	94	94	92	95
Cullman	87	92	94	94	92	94	92	94
Decatur	90	95	96	96	96	95	94	96
Fayetteville	90	95	97	96	96	97	94	97
Florence	91	95	97	98	97	97	96	98
Fort Payne	86	89	88	87	88	88	88	89
Guntersville	89	93	94	94	94	95	93	95
Hartselle	89	95	94	94	95	95	93	95
Huntsville	92	98	99	97	99	98	96	99
Lynchburg	89	94	95	95	95	94	94	95
Madison	90	96	96	96	96	96	93	96
Russellville	88	91	95	94	93	94	91	95
Scottsboro	88	93	93	92	94	94	94	94
Winchester	88	94	94	94	94	94	93	94



Maximum Heat Index Forecast (°F)


Created: 4 am CDT Thu 7/3/2025 | Values are maximums over the period beginning at the time shown.





# Forecast Details

July 3, 2025  
8:50 AM



- Dry weather expected through much of the weekend
  - Very low chances (10-15%) of showers/storms Sunday afternoon
- Hot and humid conditions this weekend persisting through midweek next week
  - Heat Index values approach 100-103°F Saturday through Tuesday, especially for northwest Alabama and north-central Alabama
- Low to medium (20-50%) chances of showers and thunderstorms return early next week, with the highest chances on Wednesday (30-60%)
  - *No severe weather anticipated at this time*









# Preparedness Information

July 3, 2025  
8:50 AM

**Heat Related Deaths**  
**ARE Preventable**  
**LOOK BEFORE YOU LOCK**




 **weather.gov/heat** **nhtsa.gov**

The temperature in your car can quickly become deadly!

Outside Temperature 80°

Inside Temperature	Time Elapsed
99°	10 Minutes
109°	20 Minutes
114°	30 Minutes
123°	60 Minutes

## Find Us On Social Media!



@NWSHuntsville



NWSHuntsville

For more information about this event, please monitor our office webpage page here:

<https://www.weather.gov/hun/>

