



NWS Wilmington, Ohio

March 2025

Regional Summary

Regional Summary

While there was very little in terms of snowfall during the month, there were several days of severe weather during the month. There was a mix of above normal, near normal, and slightly below normal precipitation across the region for the month. The month as a whole generally finished with above normal temperatures.

Temperatures

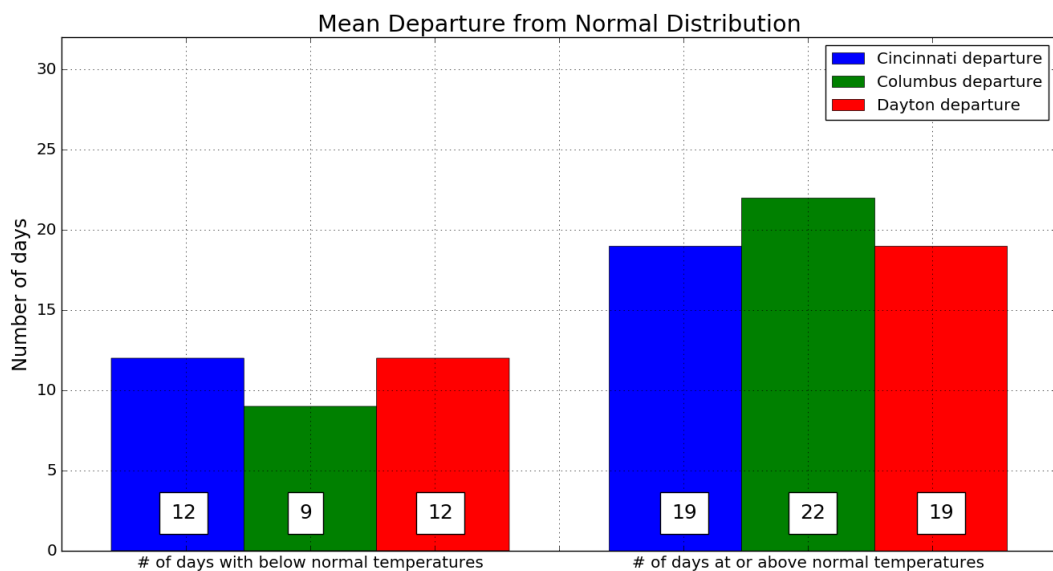
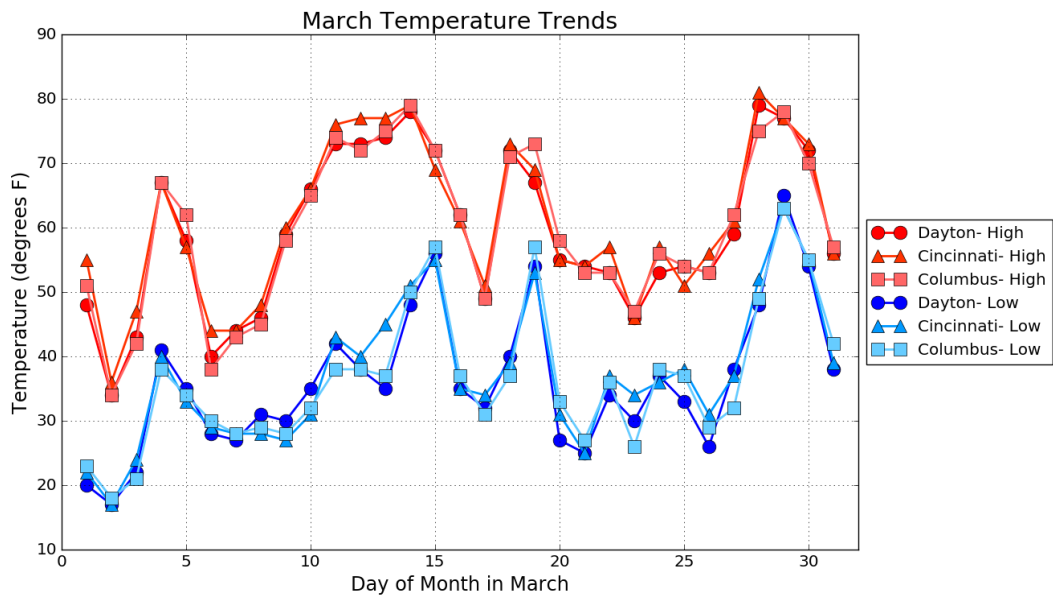
As the weather pattern often does in the month of March, there were plenty of “ups and downs” from a temperature perspective with the approach and subsequent passage of numerous systems. There was a wide range of both above normal and below normal temperatures to start the month. Temperatures then transitioned to a period of generally above normal values. High temperatures reached into the mid to upper 70s for four (4) straight days from the 11th through the 14th for many spots in the region. The high temperature of 77°F at Cincinnati (CVG) on the 12th broke the daily record of 76°F for the site while a daily record of 79°F was set at Columbus (CMH) and record of 78°F was tied at Dayton (DAY) on the 14th. A slight/brief cooldown evolved for the 16th and 17th before above normal temperatures again returned for a few days. Another retreat back to near normal conditions occurred by the 20th through the 27th. Temperatures generally stayed near to slightly below normal during this stretch before briefly warming once again toward the end of the month.

There was a record warm low temperature of 63 degrees set at Columbus, Ohio on March 29th. This breaks the old record of 59 degrees set in 1977. There was a record warm low temperature of 65 degrees that was set at Dayton on March 29th. This breaks the old record of 58 degrees set in 1946. There was a record warm low temperature of 63 degrees that was set at Cincinnati on March 29th. This breaks the old record of 61 degrees set in 1998.

Site	Avg Temp (°F)	Avg High Temp (°F)	Avg Low Temp (°F)	Departure From Normal (°F)	Maximum Temperature (°F)	Minimum Temperature (°F)
Cincinnati (CVG)	48.9	60.6	37.2	+5.3	81 on 28 th	17 on 2 nd
Columbus (CMH)	48.0	59.6	36.5	+6.4	79 on 14 th	18 on 2 nd
Dayton (DAY)	47.7	59.2	36.2	+5.6	79 on 28 th	17 on 2 nd



Temperatures (Continued)



Precipitation

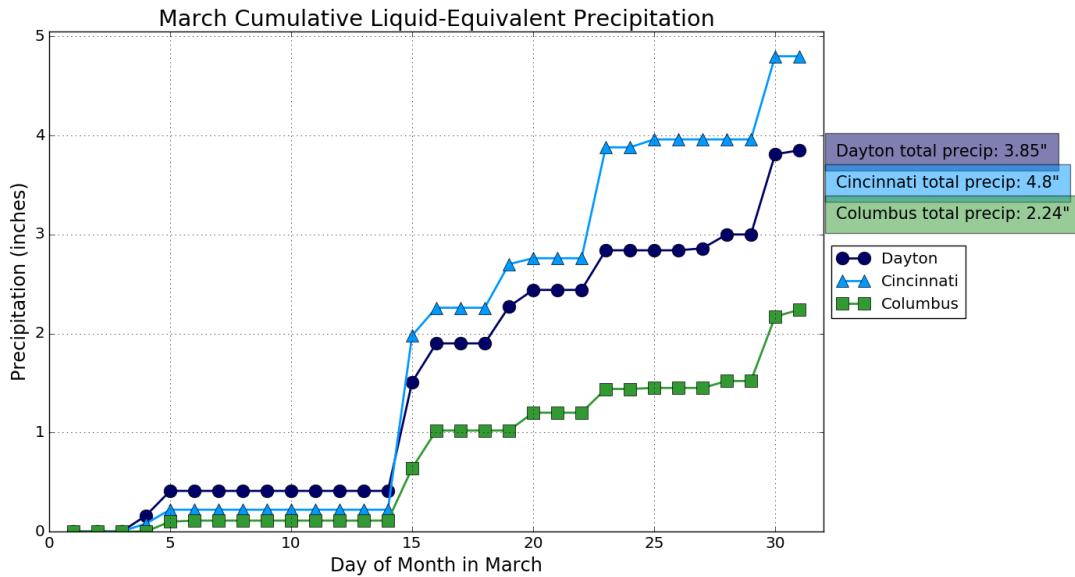
Many parts of the region finished off the month with above normal precipitation. Locations that were not above normal for precipitation for the month were near normal or slightly below normal.

There was a record daily maximum rainfall of 1.76 inches that was set at Cincinnati on the 15th. This breaks the old record of 1.24 inches set in 1948.

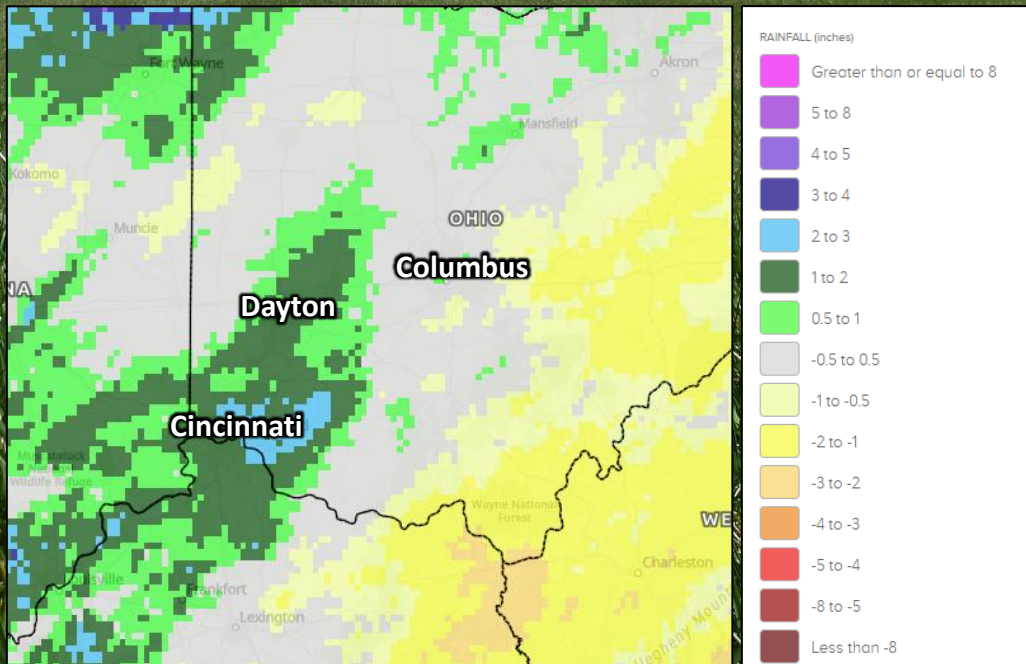
With temperatures overall above normal for the month, there was very little in the way of accumulating snowfall. Snowfall values across the region were generally under an inch for the entire month. Dayton, Columbus, and Cincinnati all finished off the month with just a trace of snowfall.

Site	Total Precipitation (in.)	Departure From Normal (in.)	Max Daily Precipitation (in./date)		Total Snowfall (in.)	Max Daily Snowfall (in./date)	
Cincinnati (CVG)	4.80	+0.64	1.76	15 th	T	T	5 th and 6 th
Columbus (CMH)	2.24	-1.38	0.65	30 th	T	T	1 st , 2 nd , 3 rd , 5 th , 6 th , 16 th , and 17 th
Dayton (DAY)	3.85	+0.35	1.10	15 th	T	T	1 st , 5 th , 6 th , 17 th , and 23 rd

Precipitation (Continued)

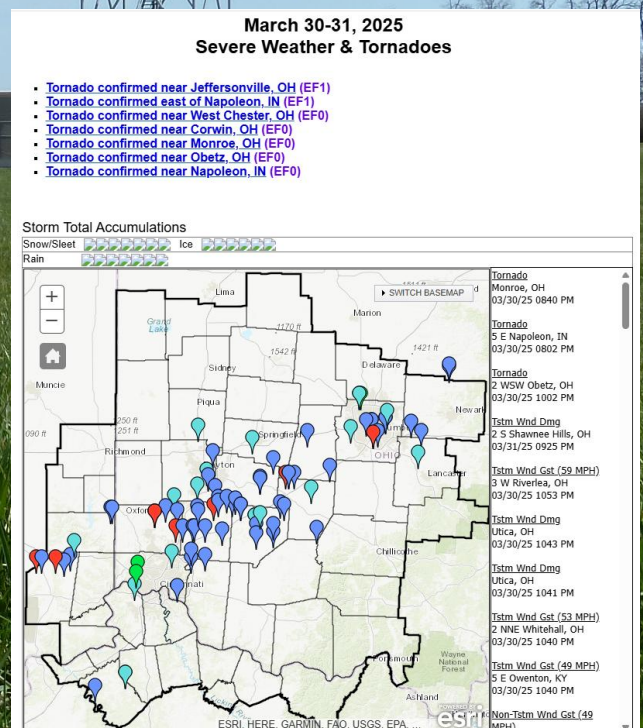
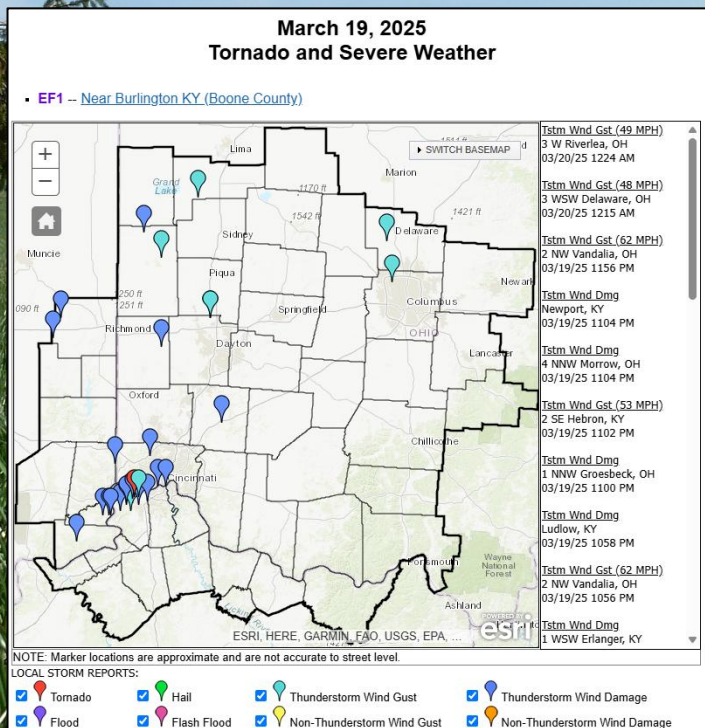


March Precipitation Departure From Normal (In.)



Severe Weather

Severe weather occurred at times during the month. After a mostly quiet first half of the month, damaging winds occurred with severe weather on two days mid way through the month. March 19th had additional damaging winds in addition to an EF-1 tornado that occurred in Boone County Kentucky. There was an active end to the month as well from March 30th to the 31st. That event brought five EF0 tornadoes and two EF1 tornadoes to the region. In addition, there were several damaging wind reports and also large hail.



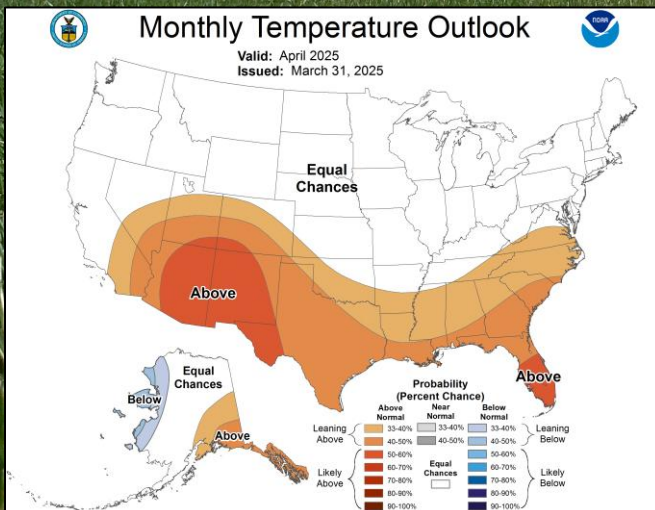
April Outlook

The latest outlook from the Climate Prediction Center is calling for an increased likelihood of above normal precipitation. There is not as clear of a signal for temperatures with equal chances of above, below, and normal temperatures.

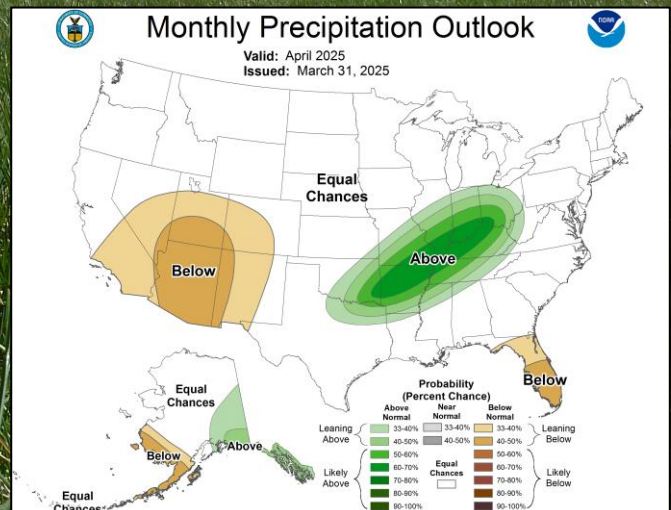
Site	Normal Avg Temp (°F)	Normal High (°F)	Normal Low (°F)
Cincinnati (CVG)	54.6	65.5	43.7
Columbus (CMH)	53.2	64.1	42.2
Dayton (DAY)	53.7	64.5	42.9

Site	Normal Precipitation (in.)	Normal Snowfall (in.)
Cincinnati (CVG)	4.53	0.4
Columbus (CMH)	3.85	0.5
Dayton (DAY)	4.46	0.4

Upcoming Temperature Outlook



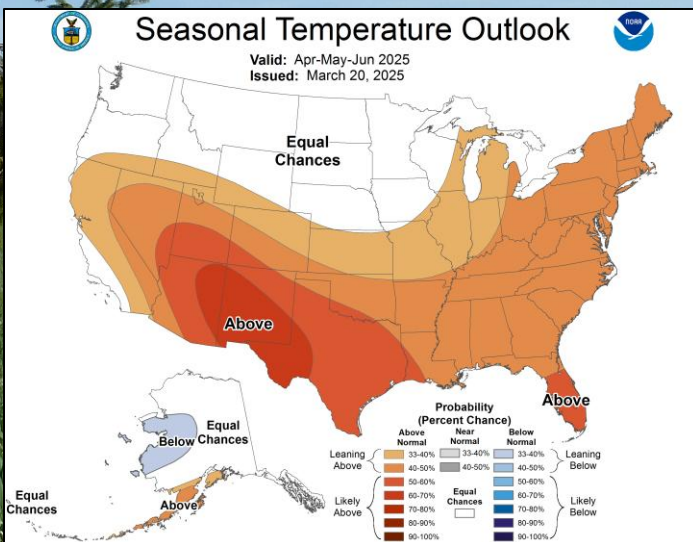
Upcoming Precipitation Outlook



April-June Outlook

A La Niña advisory is in effect. ENSO-neutral is favored (62% chance) to develop in the next month and persist through the summer months. There is an increased likelihood of above normal temperatures and an increased likelihood of above normal precipitation as well.

Upcoming Temperature Outlook



Upcoming Precipitation Outlook

