



# Dangerous Heat & Humidity Continues

July 2, 2026  
2:57 PM EDT

## Extreme Heat Warning Remains In Effect Through Friday Evening

### What

- Afternoon and Evening Heat Indices 100-110 with isolated 110+ through the weekend
- High temperatures in the low to mid 90s
- Overnight temperatures in the 70s will not provide much relief from the heat

### Where

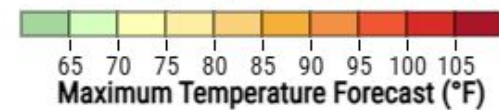
- All of southern Indiana and central Kentucky

### Safety Tips

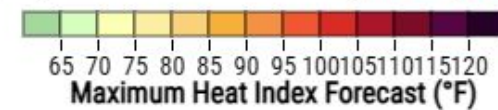
- Limit time outdoors if possible
- Drink plenty of water
- Wear light-colored clothing
- **Do NOT** leave children and/or pets in a locked car


### Thursday/Friday Temperatures and Heat Indices

|                |           | 7/2 Thu |     | 7/3 Fri |     |      |     |
|----------------|-----------|---------|-----|---------|-----|------|-----|
|                |           | 12pm    | 6pm | 12am    | 6am | 12pm | 6pm |
| Bardstown      | Max Temp  | 92      | 91  | 76      | 84  | 90   | 89  |
|                | HeatIndex | 106     | 106 | 76      | 92  | 101  | 100 |
| Bowling Green  | Max Temp  | 93      | 91  | 78      | 85  | 91   | 90  |
|                | HeatIndex | 107     | 103 | 78      | 94  | 101  | 99  |
| Brandenburg    | Max Temp  | 93      | 91  | 76      | 84  | 91   | 90  |
|                | HeatIndex | 106     | 105 | 76      | 91  | 102  | 101 |
| Burkesville    | Max Temp  | 94      | 92  | 77      | 86  | 93   | 90  |
|                | HeatIndex | 106     | 103 | 77      | 95  | 103  | 99  |
| Campbellsville | Max Temp  | 92      | 91  | 75      | 85  | 91   | 90  |
|                | HeatIndex | 102     | 102 | 75      | 93  | 100  | 98  |
| Elizabethtown  | Max Temp  | 91      | 90  | 75      | 83  | 90   | 89  |
|                | HeatIndex | 105     | 103 | 75      | 90  | 102  | 100 |
| Frankfort      | Max Temp  | 95      | 94  | 78      | 86  | 93   | 92  |
|                | HeatIndex | 109     | 109 | 78      | 95  | 106  | 105 |



|             |           | 7/2 Thu |     | 7/3 Fri |     |      |     |
|-------------|-----------|---------|-----|---------|-----|------|-----|
|             |           | 12pm    | 6pm | 12am    | 6am | 12pm | 6pm |
| Hartford    | Max Temp  | 93      | 91  | 77      | 83  | 91   | 90  |
|             | HeatIndex | 110     | 105 | 77      | 90  | 103  | 103 |
| Jasper, IN  | Max Temp  | 91      | 90  | 77      | 83  | 90   | 89  |
|             | HeatIndex | 106     | 105 | 77      | 90  | 102  | 102 |
| Lexington   | Max Temp  | 94      | 93  | 78      | 86  | 91   | 90  |
|             | HeatIndex | 103     | 102 | 78      | 93  | 100  | 97  |
| Louisville  | Max Temp  | 93      | 92  | 79      | 85  | 92   | 91  |
|             | HeatIndex | 110     | 107 | 79      | 93  | 103  | 102 |
| Madison, IN | Max Temp  | 94      | 93  | 78      | 86  | 93   | 92  |
|             | HeatIndex | 109     | 109 | 78      | 97  | 106  | 105 |
| Richmond    | Max Temp  | 92      | 91  | 78      | 85  | 90   | 89  |
|             | HeatIndex | 101     | 101 | 78      | 93  | 98   | 97  |
| Salem, IN   | Max Temp  | 91      | 90  | 75      | 84  | 90   | 89  |
|             | HeatIndex | 106     | 103 | 75      | 91  | 99   | 99  |





# Heat Gradually Eases as Rain Chances Increase

July 2, 2026  
2:57 PM EDT

## Maximum Temperature, Heat Index, and Probability of Precipitation


### Key Messages

- Hottest temperatures expected through the Fourth of July weekend
- Gradual cooling trend early next week as rain chances increase
- Unsettled weather continues with scattered afternoon and evening showers and storms
- Main Storm Hazards:
  - ◆ Strong Gusty Winds
  - ◆ Localized Heavy Rainfall, *Isolated* Flash Flooding

|                |           | 7/3 | 7/4 | 7/5 | 7/6 | 7/7 | 7/8 |
|----------------|-----------|-----|-----|-----|-----|-----|-----|
|                |           | Fri | Sat | Sun | Mon | Tue | Wed |
| Bardstown      | Max Temp  | 90  | 93  | 91  | 89  | 88  | 88  |
|                | HeatIndex | 101 | 106 | 102 | 98  | 97  | 96  |
|                | PoP       | 15  | 30  | 45  | 30  | 35  | 45  |
| Bowling Green  | Max Temp  | 91  | 93  | 91  | 91  | 89  | 88  |
|                | HeatIndex | 101 | 106 | 102 | 101 | 98  | 96  |
|                | PoP       | 15  | 35  | 35  | 40  | 45  | 50  |
| Brandenburg    | Max Temp  | 91  | 93  | 91  | 89  | 88  | 88  |
|                | HeatIndex | 102 | 105 | 102 | 97  | 95  | 95  |
|                | PoP       | 25  | 35  | 40  | 30  | 35  | 40  |
| Burkesville    | Max Temp  | 93  | 96  | 94  | 92  | 90  | 89  |
|                | HeatIndex | 103 | 106 | 103 | 101 | 98  | 97  |
|                | PoP       | 15  | 25  | 30  | 50  | 45  | 55  |
| Campbellsville | Max Temp  | 91  | 93  | 91  | 89  | 87  | 87  |
|                | HeatIndex | 100 | 102 | 99  | 96  | 93  | 93  |
|                | PoP       | 15  | 20  | 35  | 35  | 40  | 45  |
| Elizabethtown  | Max Temp  | 90  | 92  | 90  | 88  | 87  | 87  |
|                | HeatIndex | 102 | 105 | 101 | 97  | 94  | 94  |
|                | PoP       | 25  | 30  | 45  | 30  | 40  | 45  |
| Frankfort      | Max Temp  | 93  | 95  | 93  | 91  | 89  | 89  |
|                | HeatIndex | 106 | 107 | 105 | 101 | 97  | 97  |
|                | PoP       | 15  | 25  | 45  | 30  | 30  | 35  |

|             |           | 7/3 | 7/4 | 7/5 | 7/6 | 7/7 | 7/8 |
|-------------|-----------|-----|-----|-----|-----|-----|-----|
|             |           | Fri | Sat | Sun | Mon | Tue | Wed |
| Hartford    | Max Temp  | 91  | 93  | 91  | 90  | 89  | 89  |
|             | HeatIndex | 103 | 107 | 105 | 101 | 98  | 98  |
|             | PoP       | 15  | 30  | 35  | 30  | 40  | 40  |
| Jasper, IN  | Max Temp  | 90  | 92  | 90  | 87  | 87  | 87  |
|             | HeatIndex | 102 | 106 | 102 | 95  | 94  | 94  |
|             | PoP       | 10  | 35  | 55  | 20  | 30  | 35  |
| Lexington   | Max Temp  | 91  | 94  | 91  | 89  | 88  | 88  |
|             | HeatIndex | 100 | 102 | 99  | 95  | 93  | 92  |
|             | PoP       | 15  | 25  | 50  | 30  | 30  | 35  |
| Louisville  | Max Temp  | 92  | 94  | 92  | 90  | 89  | 89  |
|             | HeatIndex | 103 | 107 | 103 | 99  | 97  | 97  |
|             | PoP       | 15  | 35  | 40  | 30  | 30  | 40  |
| Madison, IN | Max Temp  | 93  | 94  | 91  | 89  | 88  | 89  |
|             | HeatIndex | 106 | 109 | 103 | 98  | 97  | 97  |
|             | PoP       | 10  | 50  | 60  | 40  | 25  | 35  |
| Richmond    | Max Temp  | 90  | 94  | 90  | 89  | 87  | 87  |
|             | HeatIndex | 98  | 101 | 97  | 95  | 92  | 92  |
|             | PoP       | 15  | 25  | 40  | 35  | 35  | 40  |
| Salem, IN   | Max Temp  | 90  | 91  | 89  | 87  | 86  | 86  |
|             | HeatIndex | 99  | 102 | 99  | 94  | 92  | 92  |
|             | PoP       | 15  | 45  | 55  | 25  | 25  | 35  |





# A Few Strong Storms Possible This Afternoon/Eve

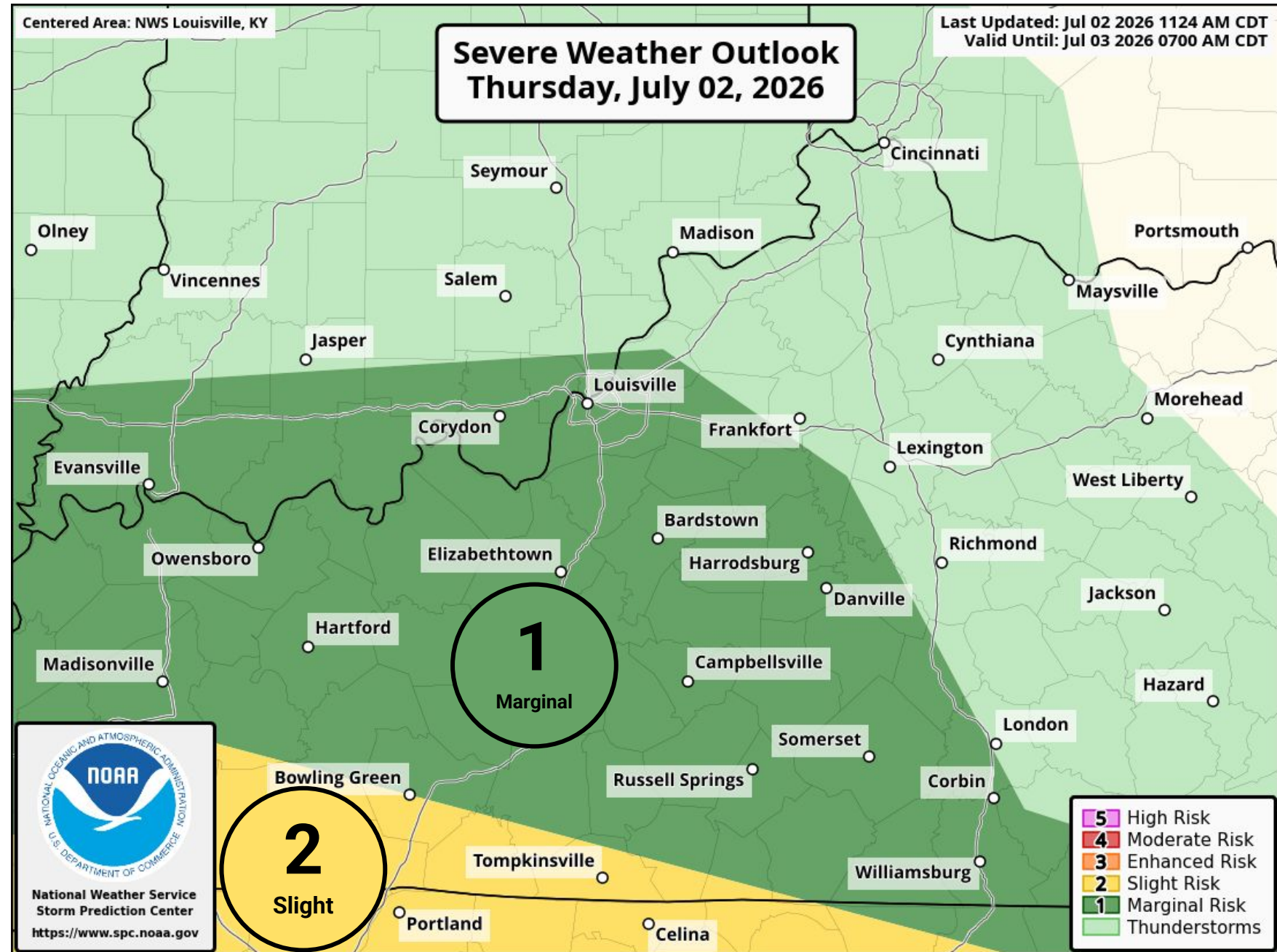
July 2, 2026  
2:57 PM EDT


## Damaging Winds Possible in the Strongest Storms

### Key Messages

- **This Afternoon/Evening** → Low (10-20%) chance for storms in southern Kentucky
- ◆ Marginal Risk for Severe Storms along and south of the I-64 corridor.
- ◆ Slight Risk for Severe Storms down toward the KY/TN Border.
- ◆ Timing: 300-900 PM EDT
- **Main Storm Threats:**
  - ◆ Microbursts leading to localized pockets of damaging winds
  - ◆ Intense Lightning
  - ◆ Heavy Rainfall leading to localized flash flooding

### Confidence in Severe Weather





# A Few Strong Storms Possible Through the Weekend

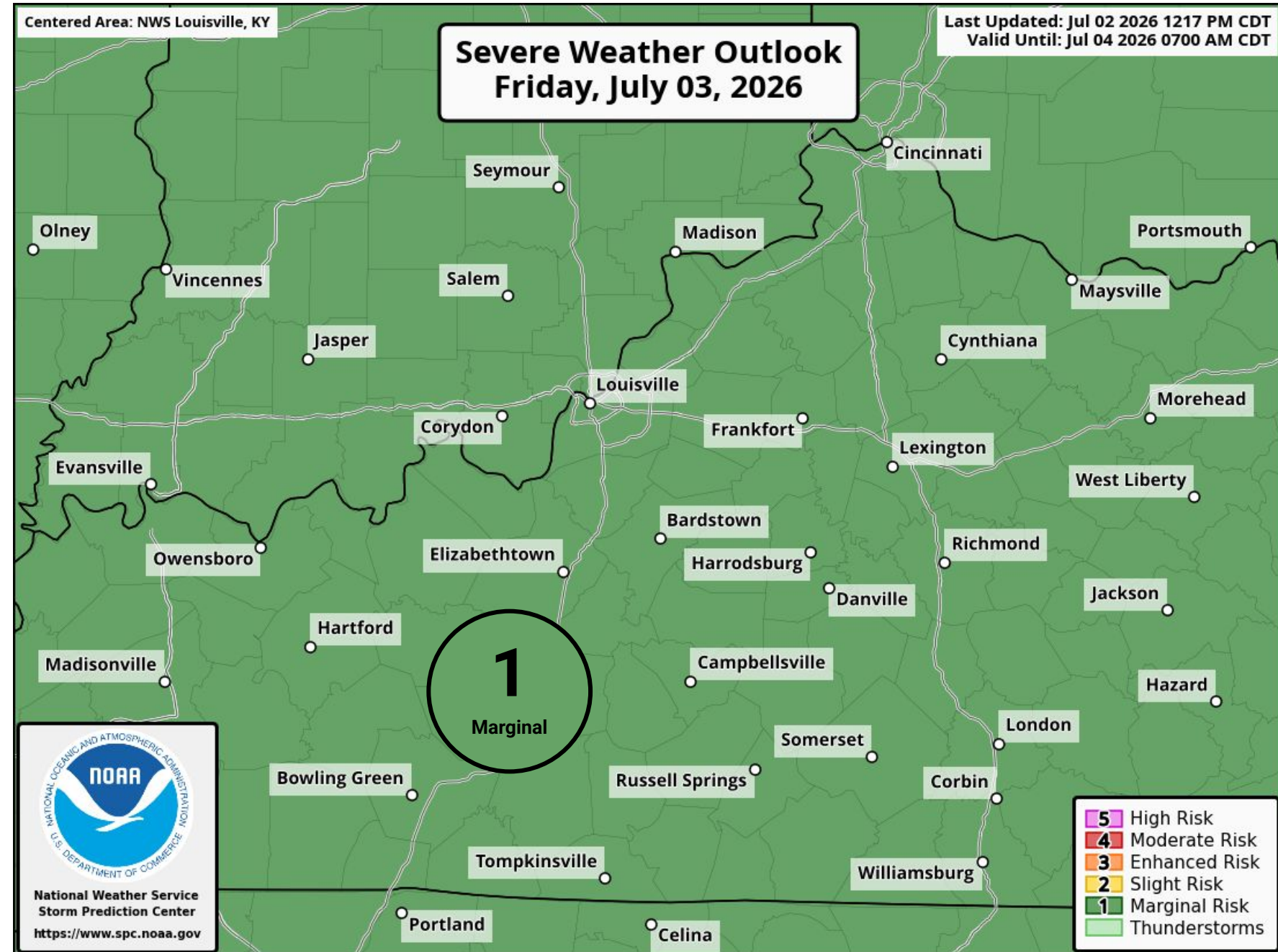
July 2, 2026  
2:57 PM EDT

## Damaging Winds Possible in the Strongest Storms

### Key Messages

- **Friday and Saturday** → Isolated to scattered showers and storms in the afternoon and evening (20-40% chance).
  - ◆ Potential for storms extends across southern IN/central KY
- **Main Storm Threats:**
  - ◆ Microbursts leading to localized pockets of damaging winds
  - ◆ Intense Lightning
  - ◆ Heavy Rainfall leading to localized flash flooding

### Confidence in Severe Weather



# HEAT SAFETY WHEN WORKING



Drink a cup of cool **water** every 20 minutes, even if you aren't thirsty. For long, strenuous jobs, drink a beverage with electrolytes.



Take regular breaks to **rest**. During hot conditions, skipping breaks is not safe!



Take breaks in the **shade** or a cool location.



Look for any signs of heat illness, including muscle spasms, nausea, dizziness, and fainting. When in doubt, call 911.



[weather.gov](https://www.weather.gov)  
[osha.gov/heat](https://www.osha.gov/heat)



# Heat Related Deaths ARE Preventable LOOK BEFORE YOU LOCK



The temperature in your car can quickly become deadly!

Outside Temperature 80°



Time Elapsed:  
10 Minutes



Time Elapsed:  
20 Minutes



Time Elapsed:  
30 Minutes



Time Elapsed:  
60 Minutes



[weather.gov/heat](https://weather.gov/heat)

[nhtsa.gov](https://nhtsa.gov)