



March 2026 Weather Summary

East Central Florida

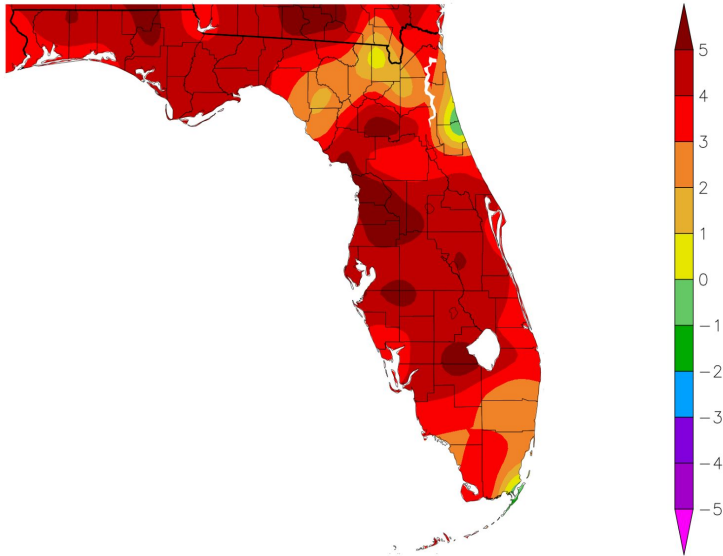
NWS Melbourne, FL



March 2026 Temperature Summary

East Central Florida

March 2026 Average Temperature Departure from Normal (°F)



[Link to HPRCC ACIS Climate Maps](#)

- Warmer than normal temperatures dominated across the area during March 2026, and were rather extreme during the first half of the month when numerous high and warm minimum temperature records were tied or broken.
- The only significant colder spell during the month was after a strong cold frontal passage late on the 16th, leading to below to well below normal temperatures for a few days following. It was actually one of the coolest St. Patrick's Days on record across the area, and Daytona Beach's high of 59°F that day actually tied their lowest maximum temperature on record for March 17th.
- Despite the brief cool down, the predominant warmth through the month led to average temperatures for March 2026 that were between 3-5°F above normal, placing it among the top 15 warmest March rankings at most sites.





March 2026 Average Temperature Statistics/Rankings

East Central Florida

Site	March 2026 Average Temperature	March Ranking (If in Top 15)
Daytona Beach (Records back to 1923)	69.4° (+4.2° from normal)	7th Warmest
Leesburg (Records back to 1958)	71.0° (+4.4° from normal)	6th Warmest
Sanford (Records back to 1948)	71.4° (+4.3° from normal)	7th Warmest
Orlando (Records back to 1892)	72.2° (+4.9 from normal)	9th Warmest
Melbourne (Records back to 1937)	71.6° (+4.2° from normal)	8th Warmest
Vero Beach (Records back to 1942)	71.6° (+3.6° from normal)	8th Warmest (Ties 2023)
Fort Pierce (Records back to 1901)	71.3° (+3.9° from normal)	14th Warmest (Ties 2020/1908)





March 2026 Temperature Records

East Central Florida



Daytona Beach

<u>Date</u>	<u>Record Type</u>	<u>New Record</u>	<u>Record Last Set</u>
3/7	Warm Min	68	66 (2012)
3/11	Warm Min	68	66 (2022)
3/15	High	89	89 (2016)
3/17	Cool High	59	59 (1962)



Leesburg

<u>Date</u>	<u>Record Type</u>	<u>New Record</u>	<u>Record Last Set</u>
3/10	High	89	87 (1974)
3/11	High	89	88 (2015)
3/11	Warm Low	69	69 (2015)




Orlando

<u>Date</u>	<u>Record Type</u>	<u>New Record</u>	<u>Record Last Set</u>
3/7	Warm Low	68	68 (1973)
3/10	High	90	90 (1918)
3/12	High	90	89 (2001)
3/14	Warm Low	70	69 (2016)



Sanford

<u>Date</u>	<u>Record Type</u>	<u>New Record</u>	<u>Record Last Set</u>
3/8	High	88	87 (1961)
3/10	High	90	90 (1974)
3/11	High	90	88 (1974)
3/11	Warm Low	70	69 (2015)
3/15	High	90	90 (1971)





March 2026 Temperature Records (Continued)

East Central Florida



Vero Beach

<u>Date</u>	<u>Record Type</u>	<u>New Record</u>	<u>Record Last Set</u>
3/4	Warm Low	71	70 (2008)
3/5	Warm Low	72	71 (2022)
3/6	Warm Low	73	73 (1961)
3/7	Warm Low	72	72 (2022)
3/12	High	88	88 (2023)
3/16	High	89	89 (2005)




Melbourne

<u>Date</u>	<u>Record Type</u>	<u>New Record</u>	<u>Record Last Set</u>
3/5	Warm Low	71	71 (2022)
3/14	Warm Low	72	71 (1954)



Fort Pierce

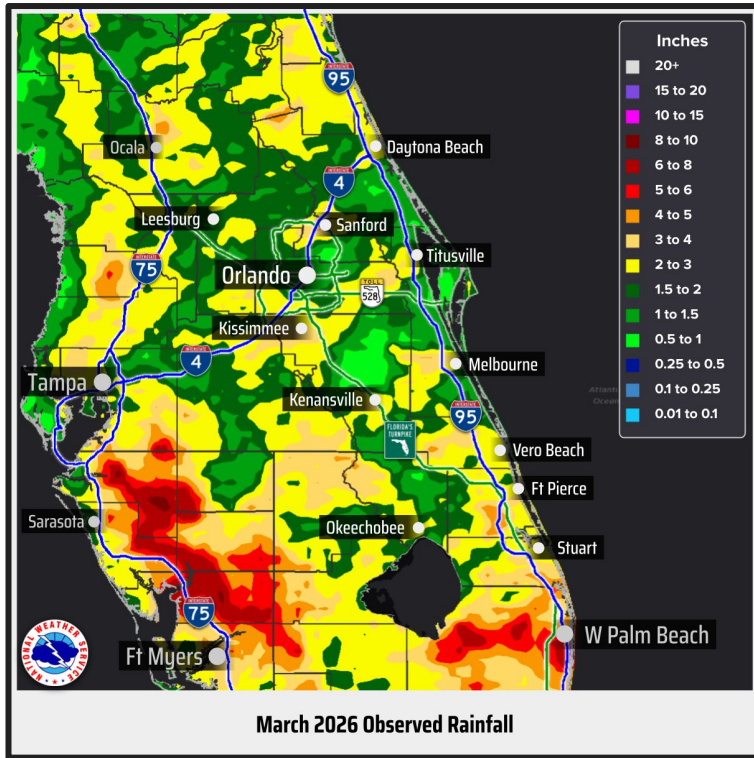
<u>Date</u>	<u>Record Type</u>	<u>New Record</u>	<u>Record Last Set</u>
3/12	High	90	89 (1948)





March 2026 Rainfall Summary

East Central Florida



- Periods of increasing moisture from onshore winds and a few passing fronts led to rounds of showers and storms through the month.
- There were some localized higher monthly rainfall totals of 3-5 inches, which did lead to near to above normal rainfall in some limited spots.
- However, overall March 2026 ended up drier than normal, with rainfall totals for much of east central Florida around 1-2.5 inches, which was 1-2 inches below normal for the month.






March 2026 Rainfall Statistics/Rankings

East Central Florida

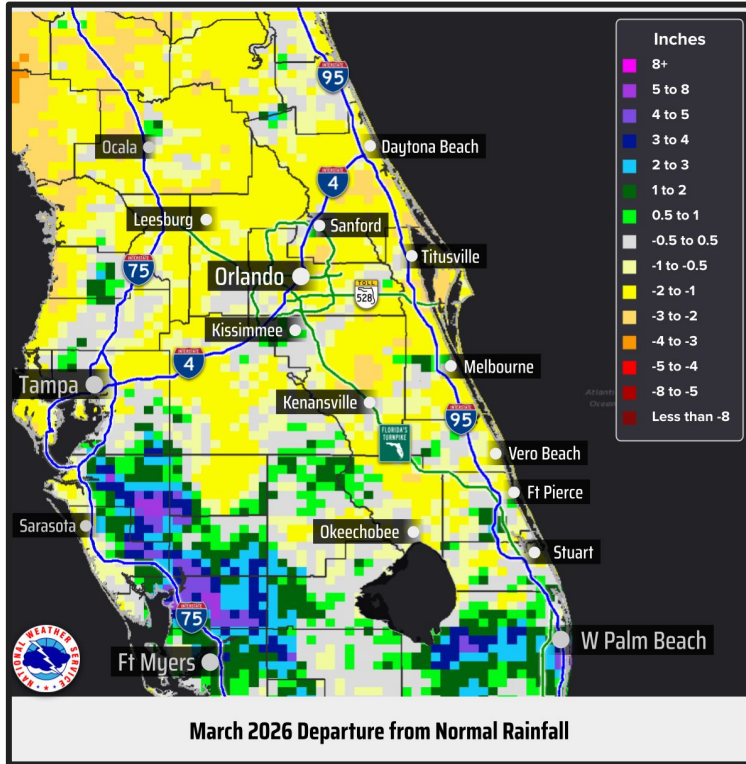
Site	March 2026 Total Rainfall	Departure from Normal	March Ranking (If in Top 15)
Daytona Beach (Records back to 1923)	2.41"	-1.22"	—
Leesburg (Records back to 1958)	1.71"	-1.51"	—
Sanford (Records back to 1948)	2.28"	-0.57"	—
Orlando (Records back to 1892)	1.19"	-1.84"	—
Melbourne (Records back to 1937)	3.27"	+0.58"	—
Vero Beach (Records back to 1942)	1.77"	-1.67"	—
Fort Pierce (Records back to 1901)	1.63"	-1.25"	—





March 2026 Rainfall

East Central Florida



Station	March 2026 Rainfall	March Normal Rainfall	Departure From Normal
Daytona Beach	2.41"	3.63"	-1.22"
Deland	1.72"	3.54"	-1.82"
Leesburg	1.71"	3.22"	-1.51"
Lisbon	1.70"	3.49"	-1.79"
Clermont	2.57"	3.20"	-0.63"
Sanford	2.28"	2.85"	-0.57"
Orlando	1.19"	3.03"	-1.84"
Titusville	2.20"	3.37"	-1.17"
Melbourne	3.27"	2.69"	0.58"
Vero Beach	1.77"	3.44"	-1.67"
Fort Pierce	1.63"	2.88"	-1.25"
Stuart	1.79"	3.76"	-1.97"






March 2026 Rainfall Records

East Central Florida



No Rainfall Records Set or Tied Across
East Central Florida This Month



National Oceanic and
Atmospheric Administration
U.S. Department of Commerce

National Weather Service
Melbourne, FL