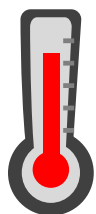


2020 Annual Climate Summary

Norfolk

Period of Record: 1893-2020

Main Message:



2020 was the 13th warmest on record
Average: 50.9° (1.6° above normal)



2020 was the 12th driest on record
Total: 18.70" (8.71" below normal)

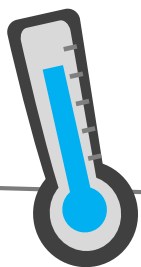


NATIONAL WEATHER SERVICE
WEATHER FORECAST OFFICE • OMAHA/VALLEY, NE


1/9/2021 1:28 PM



2020 Annual Climate Summary Norfolk

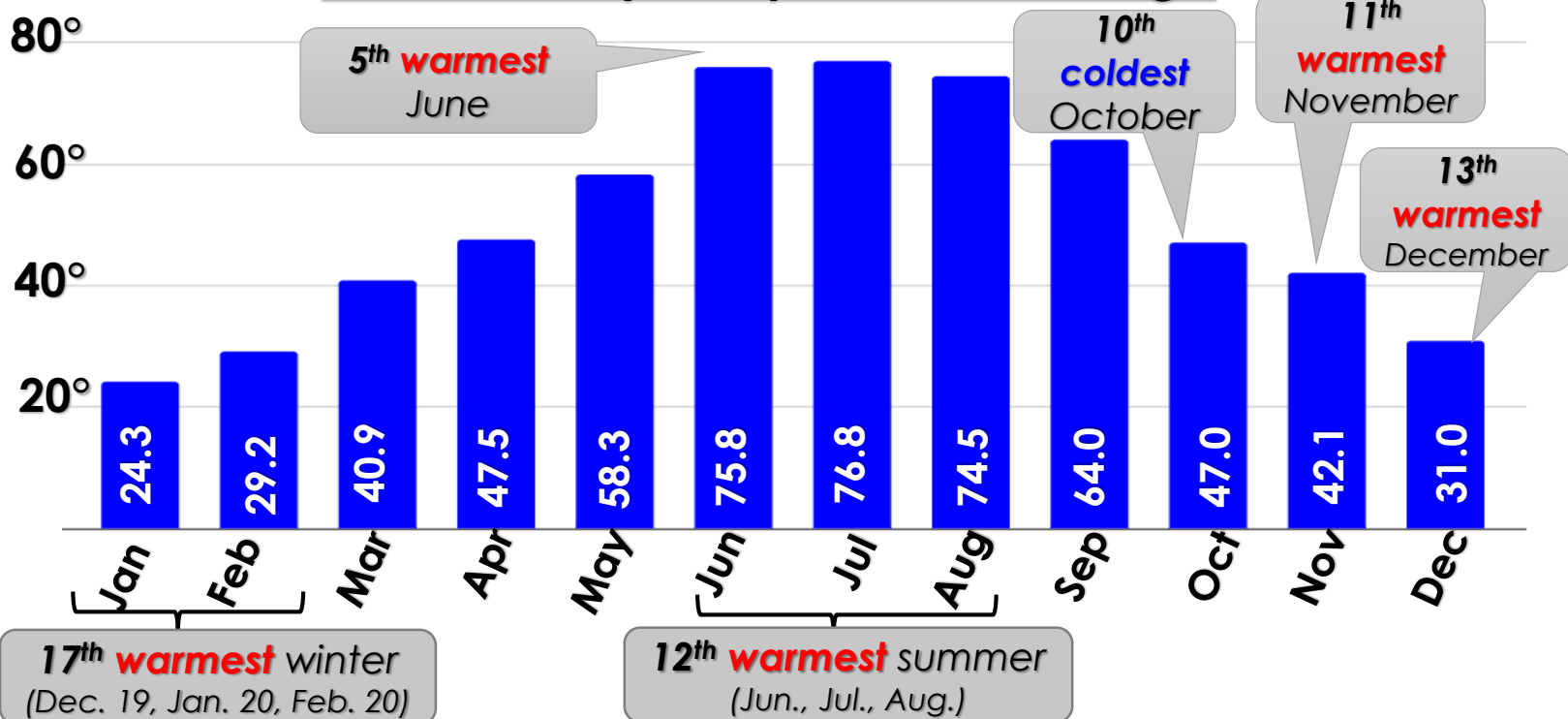


Temperatures



2020 Temperature Average: 50.9° (1.6° above normal)

2020 Monthly Temperature Average



	Temperatures			
	Ave.	Depart.	Max	Min
Jan	24.3	1.7	46	-8
Feb	29.2	2.4	66	-10
Mar	40.9	3.5	73	13
Apr	47.5	-2.1	83	14
May	58.3	-2.2	89	32
Jun	75.8	5.6	97	50
Jul	76.8	1.8	99	56
Aug	74.5	1.7	98	49
Sept	64.0	0.2	96	36
Oct	47.0	-4.0	87	14
Nov	42.1	5.7	83	10
Dec	31.0	6.7	62	1
Year	50.9	1.6	99	-10



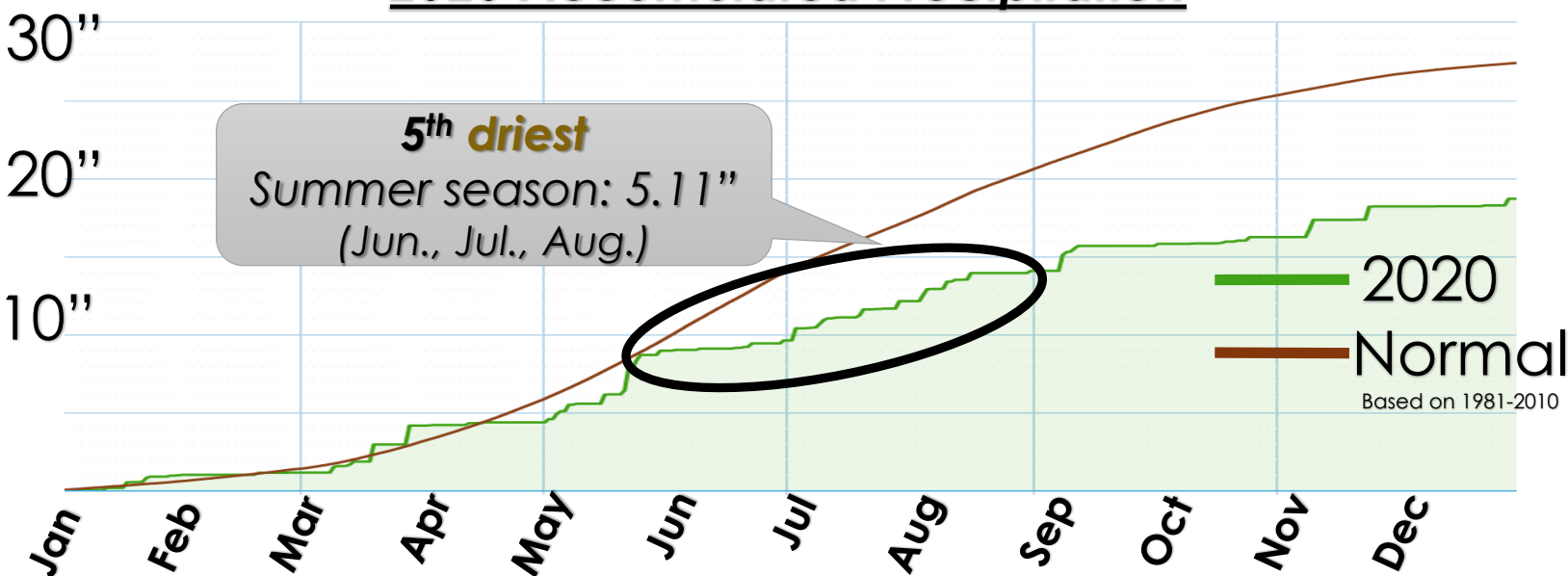
2020 Annual Climate Summary

Norfolk

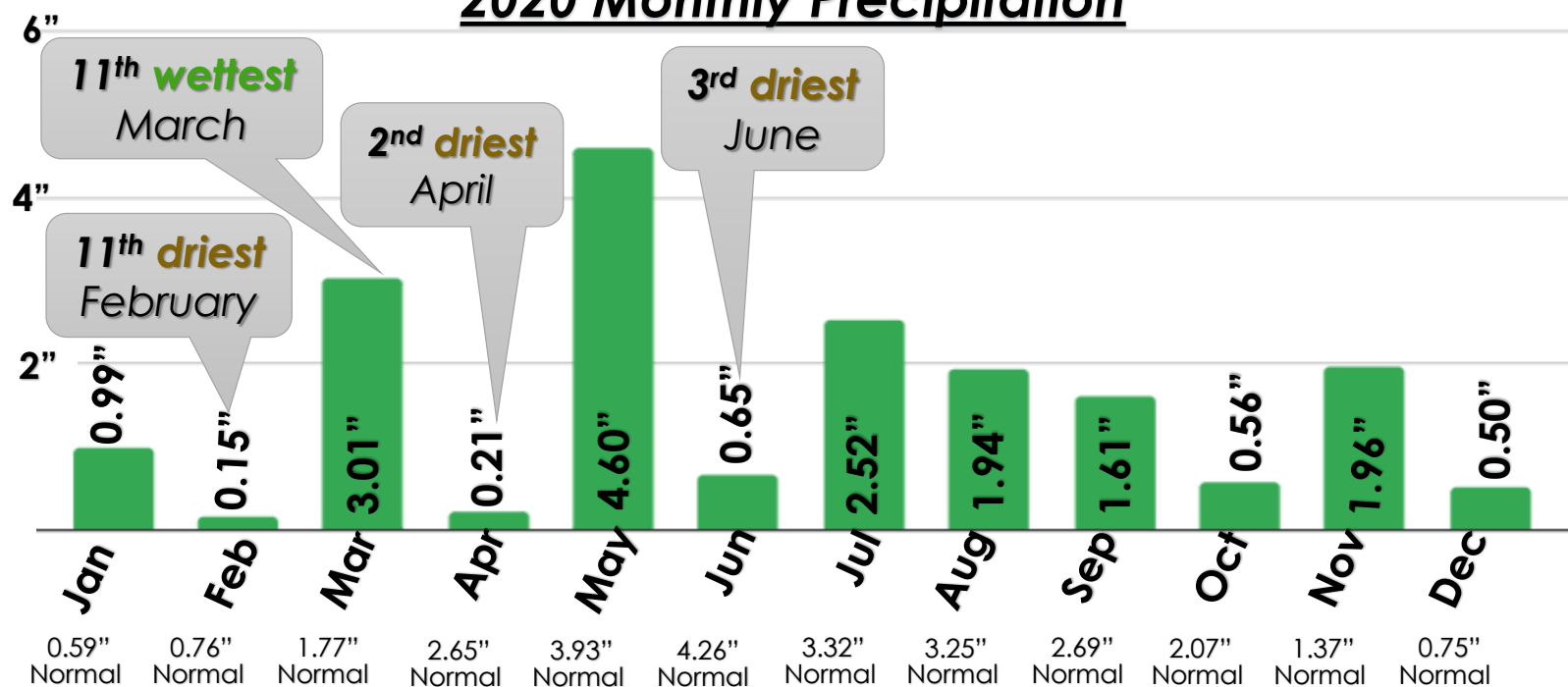
Precipitation

2020 Total: 18.70" (8.71" below normal)


2020 Accumulated Precipitation



2020 Monthly Precipitation



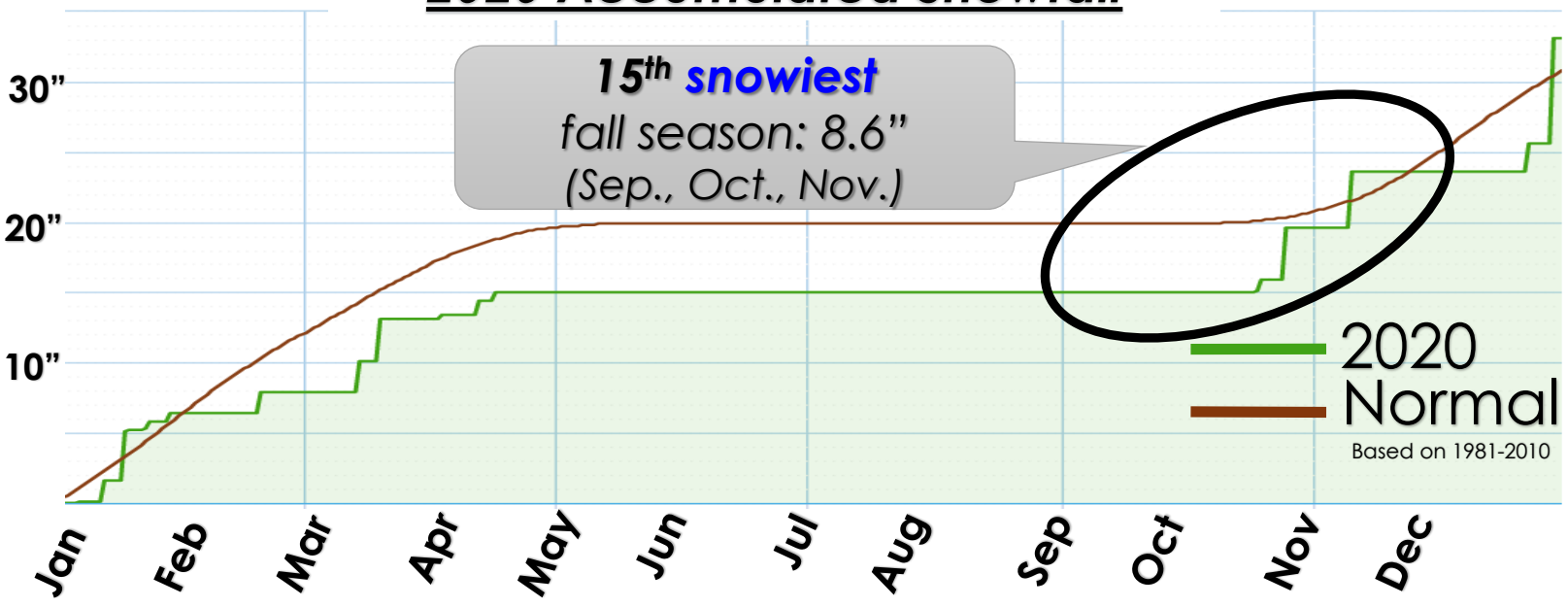
2020 Annual Climate Summary Norfolk



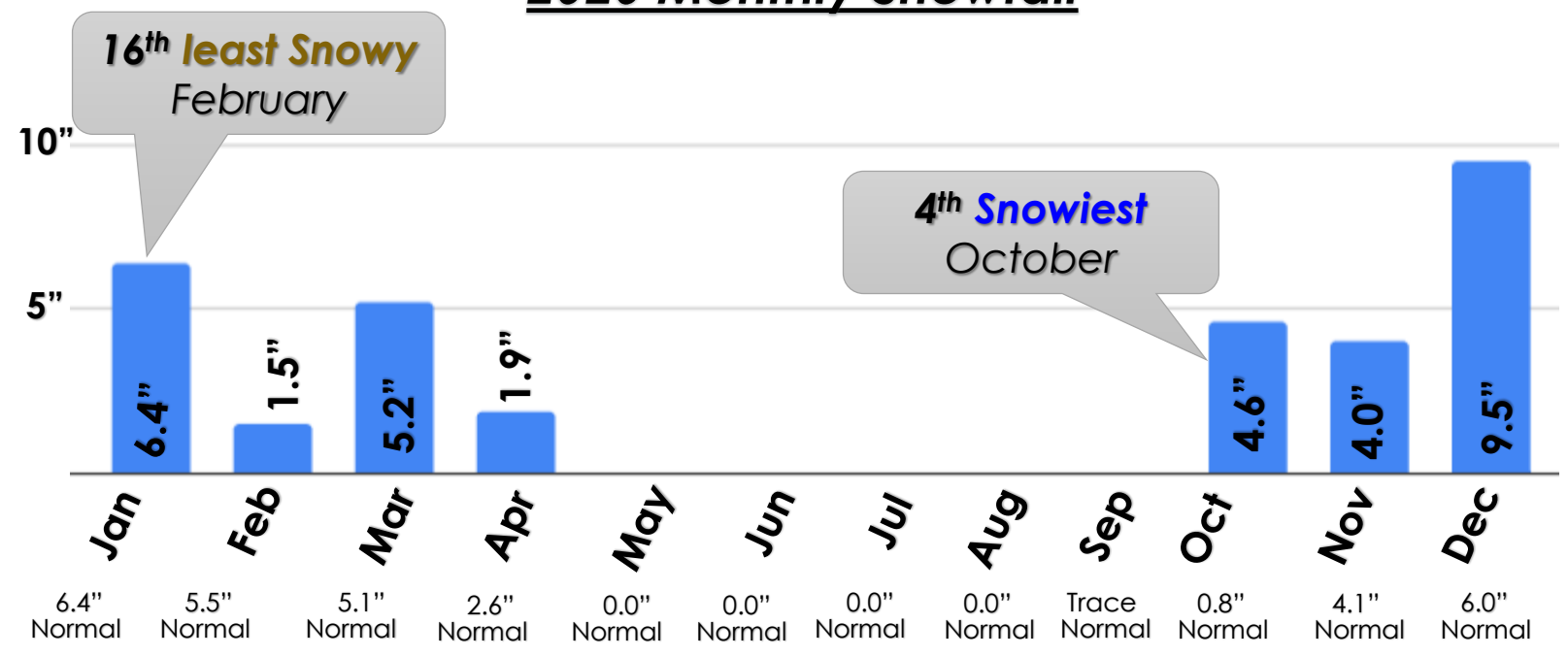
Snowfall

2020 Total: 33.1" (2.6" above normal)

2020 Accumulated Snowfall





2020 Monthly Snowfall



2020 Annual Climate Summary

Norfolk

Records

Date	Type	Reading	Previous Record
 March 8 th	Record High	73°	73° in 1977
 April 10 th	Record Low	17°	17° in 1921
 April 15 th	Record Low	16°	18° in 1905
 April 16 th	Record Snowfall	0.6"	0.5" in 1919
 October 24 th	Record Low	14°	24° in 1926
 October 25 th	Record Low	17°	17° in 1942
 October 25 th	Record Snowfall	3.7"	2.7" in 1997
 November 3 rd	Record High	83°	81° in 1909
 November 10 th	Record High	73°	73° in 1989
 November 10 th	Record Rainfall	0.61"	0.39" in 2012
 November 19 th	Record Snowfall	4.0"	3.9" in 1998
 December 29 th	Record Snowfall	7.5"	3.0" in 1907

