

March 2021 Climate Summary

Lincoln, NE

Period of record: 1887 - 2021

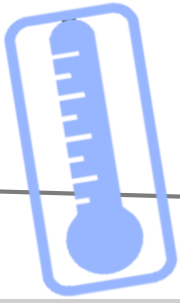
Snowfall period of record: 1948 - 2021

Main Messages:

- **March was 6.5° above normal and the 7th warmest.**
- **March rainfall was 3.30" above normal and the 3rd wettest on record.**
- **March snowfall was 0, the driest on record, tied with March 2012.**
- **New record daily precipitation on 3/13 and 3/14.**



March Climate Summary Lincoln



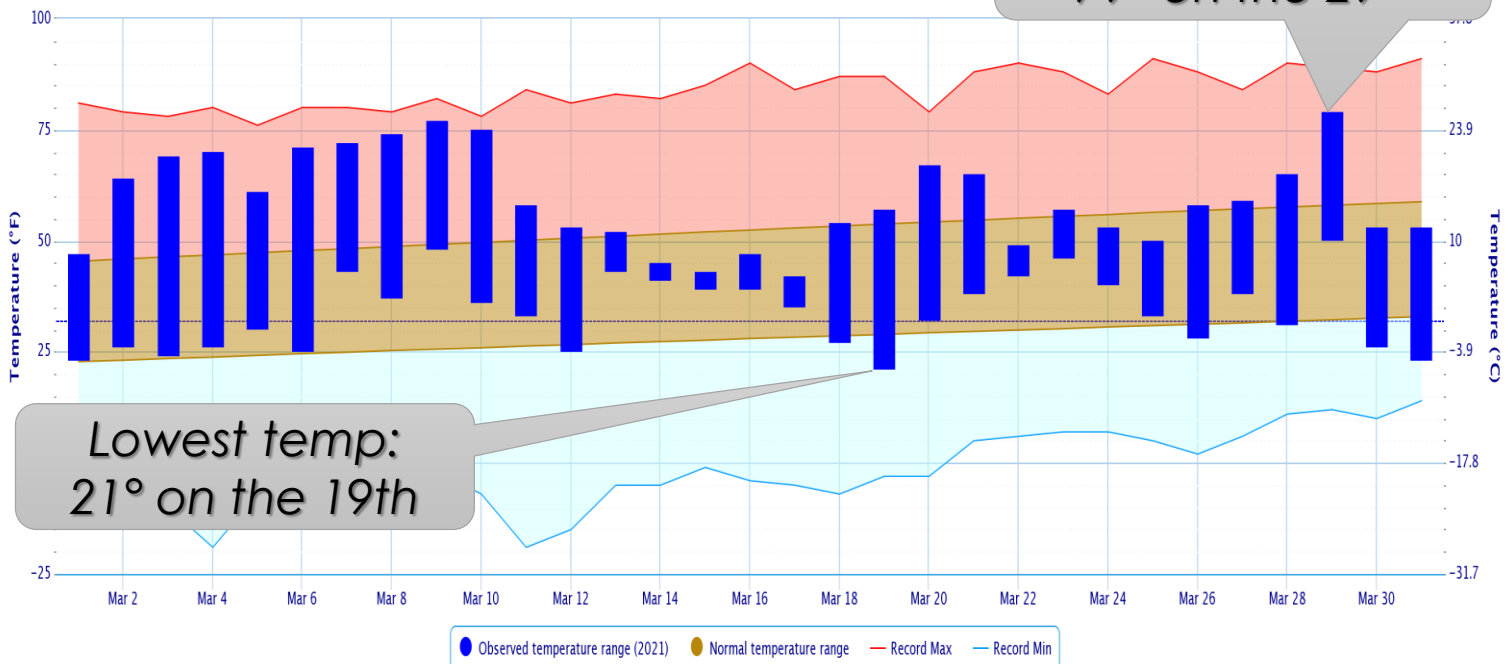
Temperatures

Monthly Avg: 46.6° (6.5° above average – 7th Warmest)

Daily Temperature Data - Lincoln Area, NE (ThreadEx)

Period of Record - 1887-01-01 to 2021-03-31. Normals period: 1981-2010. Click and drag to

Highest temp:
79° on the 29th



Powered by ACIS

Avg. High:

This March: 59.3°

Normal March: 52.3°

7.0° below normal

Avg. Low:

This March: 33.8°

Normal March: 27.9°

5.9° above normal

New record warm low temperature of 48 on 3/9.



NATIONAL WEATHER SERVICE

WEATHER FORECAST OFFICE • OMAHA/VALLEY, NE

4/1/2021 12:30 PM



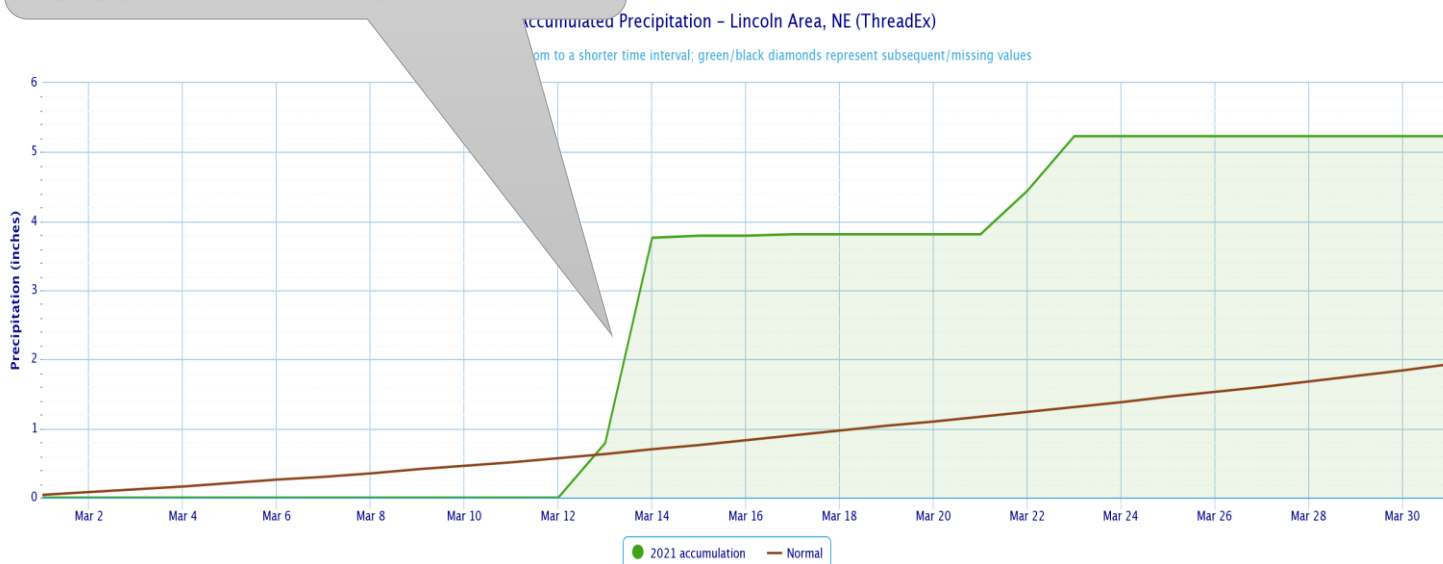
March Climate Summary Lincoln



Precipitation

3rd wettest on record

Greatest in 24 hours:
3.30" on the 13th to 14th



Precip:

This March: 5.23"

Normal March: 1.93"

3.30" above normal

No new daily precipitation records:
0.79" on 3/13 and 2.97" on 3/14.




NATIONAL WEATHER SERVICE

WEATHER FORECAST OFFICE • OMAHA/VALLEY, NE

4/1/2021 12:30 PM



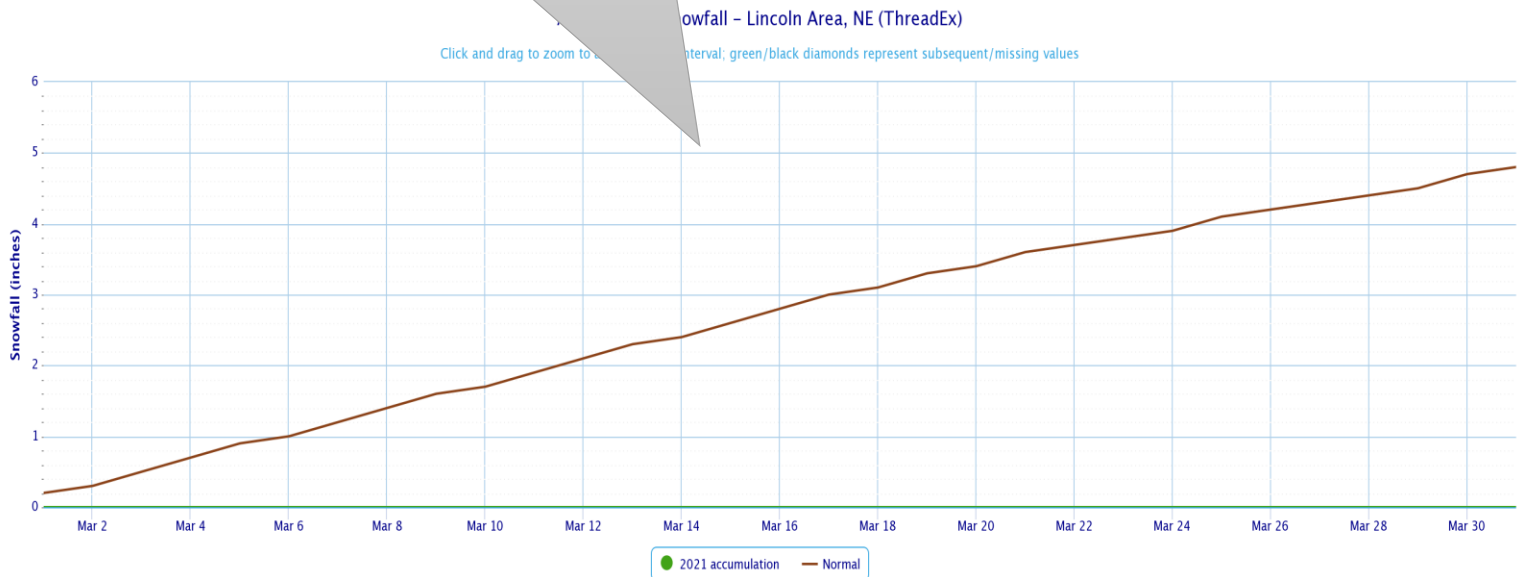
March Climate Summary Lincoln



Snowfall

Driest on Record (tied with 2012)

Greatest in 24 hours: 0"



Snow:

This March: 0.0"

Normal March: 4.8"

4.8" below normal

Only the second March in history with no snowfall. Last time this occurred was 2012.



NATIONAL WEATHER SERVICE

WEATHER FORECAST OFFICE • OMAHA/VALLEY, NE

4/1/2021 12:35 PM

