

March 2021

Climate Summary

Norfolk, NE

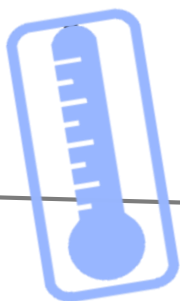
Period of record: 1893 - 2021

Main Messages:

- **March was 6.6° above average and was the 5th warmest on record.**
- **March rainfall was 3.87" above average and the 2nd wettest on record.**
- **March snowfall was 4.2" below average.**
- **New daily precipitation record on 3/14.**



March Climate Summary Norfolk

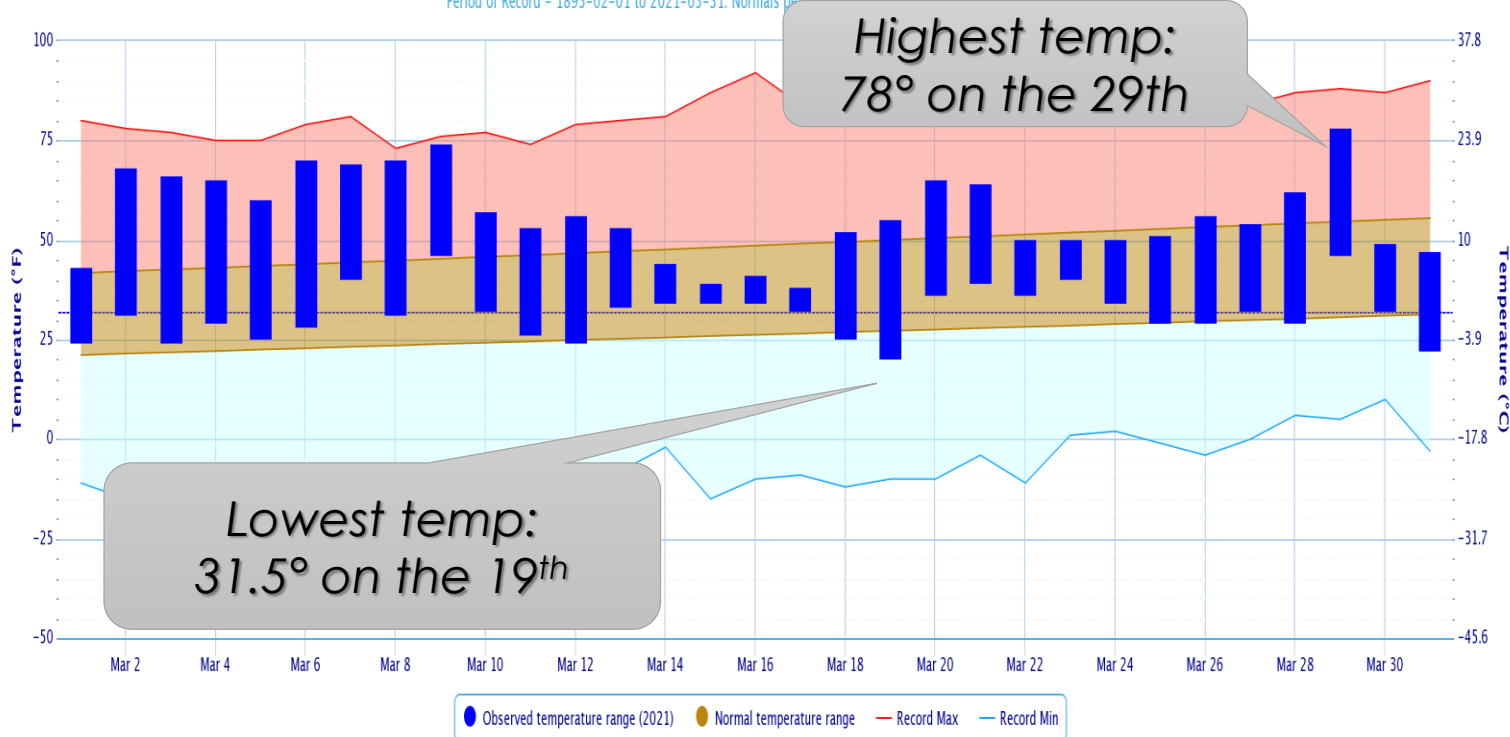


Temperatures

Monthly Avg: 44.0° (6.6° above average – 5th Warmest)

Daily Temperature Data - Norfolk Area, NE (ThreadEx)

Period of Record - 1893-02-01 to 2021-03-31. Normals period: 1981-2010. Click and drag to zoom chart



Avg. High:

This March: 56.4°
Normal March: 48.6°
7.8° above normal

Avg. Low:

This March: 31.5°
Normal March: 26.2°
5.3° above normal

Powered by ACIS

New warm low temperature of 46 on 3/9.



NATIONAL WEATHER SERVICE
WEATHER FORECAST OFFICE • OMAHA/VALLEY, NE
4/1/2021 12:45 PM



March Climate Summary Norfolk

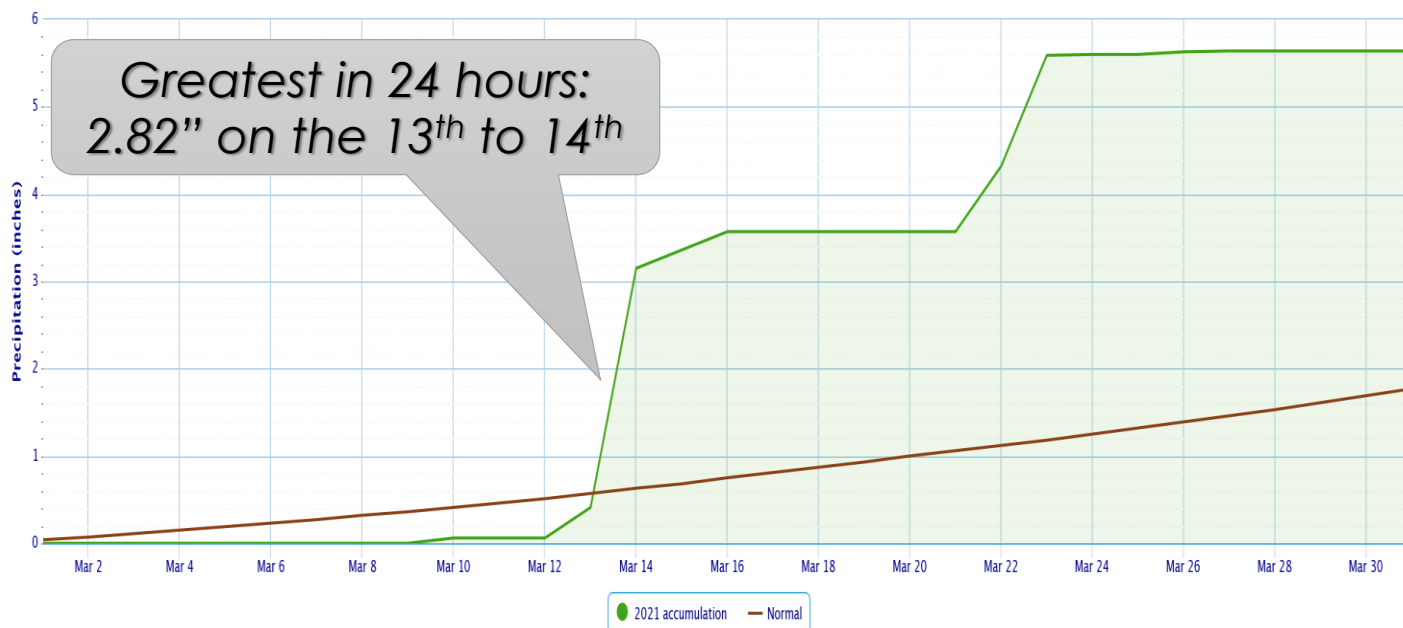


Precipitation

2nd wettest on record

Accumulated Precipitation - Norfolk Area, NE (ThreadEx)

Click and drag to zoom to a shorter time interval; green/black diamonds represent subsequent/missing values



Powered by ACIS

Precip:

This March: **5.64"**

Normal March: **1.77"**

3.87" above normal

No new daily precipitation records:

2.74" on 3/14




NATIONAL WEATHER SERVICE

WEATHER FORECAST OFFICE • OMAHA/VALLEY, NE

4/1/2021 12:45 PM



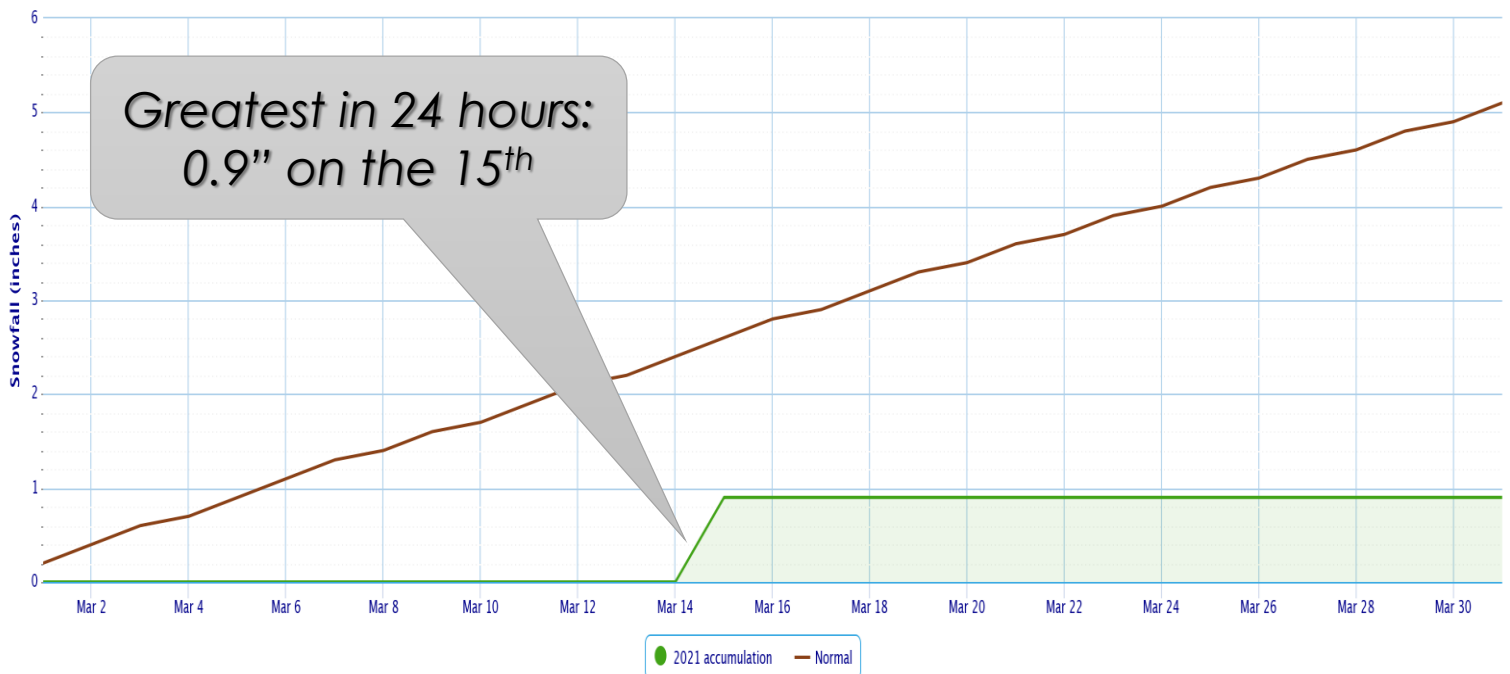
March Climate Summary Norfolk



Snowfall

Accumulated Snowfall - Norfolk Area, NE (ThreadEx)

Click and drag to zoom to a shorter time interval; green/black diamonds represent subsequent/missing values



Powered by ACIS

Snow:

This March: 0.9"
Normal March: 5.1"
4.2" below normal

No new daily snowfall records this month.



NATIONAL WEATHER SERVICE

WEATHER FORECAST OFFICE • OMAHA/VALLEY, NE

4/1/2021 12:45 PM

