

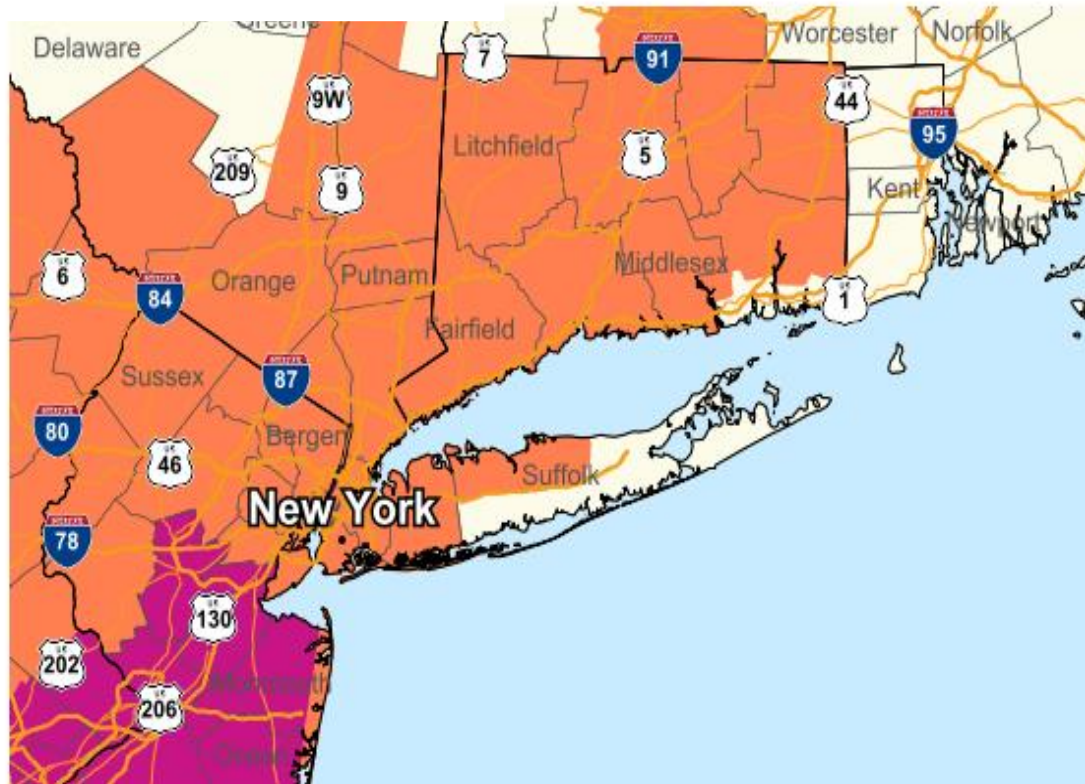


# High Heat and Humidity / Severe Threat Sunday

June 22, 2024  
4:58 PM

## Key Messages

- Heat advisories continue Sunday for much of the area.
  - AND -
- Heat advisories have been extended into So. Nassau on Long Island, and So New Haven, So. Middlesex in CT.
- Scattered strong to severe thunderstorms are possible Sunday afternoon and evening ahead of a cold front.



■ Excessive Heat Warning  
■ Heat Advisory

Graphic Created  
 June 22nd, 2024  
 4:39 PM EDT

### HAZARDS & IMPACTS

#### Heat and Humidity

**Max Heat Indices:** Mostly 95-100 across the advisory area. Some areas as high as 100-104, mainly for NE NJ and the Lower Hudson Valley. Isolated areas in NE NJ may reach as high as 105.

**Low Temperatures:** Mostly in the 70s tonight through Sunday night. Low chance lows may not fall below 80 in isolated spots in NYC and NE NJ.

**Timing:** Max heat indices between noon and 6 pm.

**Impacts:** There is an increased risk of heat-related illness for vulnerable populations.

#### Severe Thunderstorm and Flood Threat

##### Potential Impacts:

- Damaging Winds: Wind gusts of 58 mph or greater could damage trees and power lines and result in scattered power outages.
- Localized flash flood threat if multiple storms move over the same area, with rainfall rates of 1 to 2"/hr.
- Brief tornado or two possible, best chance for northern areas.
- Localized large hail to 1 inch in diameter could result in minor damage to motor vehicles.

**Timing:** 2 pm to 11 pm from west to east.

### NWS ALERTS

- Heat advisories are in effect until 8pm Sunday for NYC, NE NJ, the Lower Hudson Valley, Western Long Island (excluding SW Suffolk), and Southern CT (excluding So. New London).
- Air Quality Alert is in effect for the entire area except for Eastern portions of So. CT through 11pm this evening.
- Air Quality Alerts are in effect from 11am through 11 pm Sunday for all of Southeast NY, and Northeast NJ.

### NEXT BRIEF

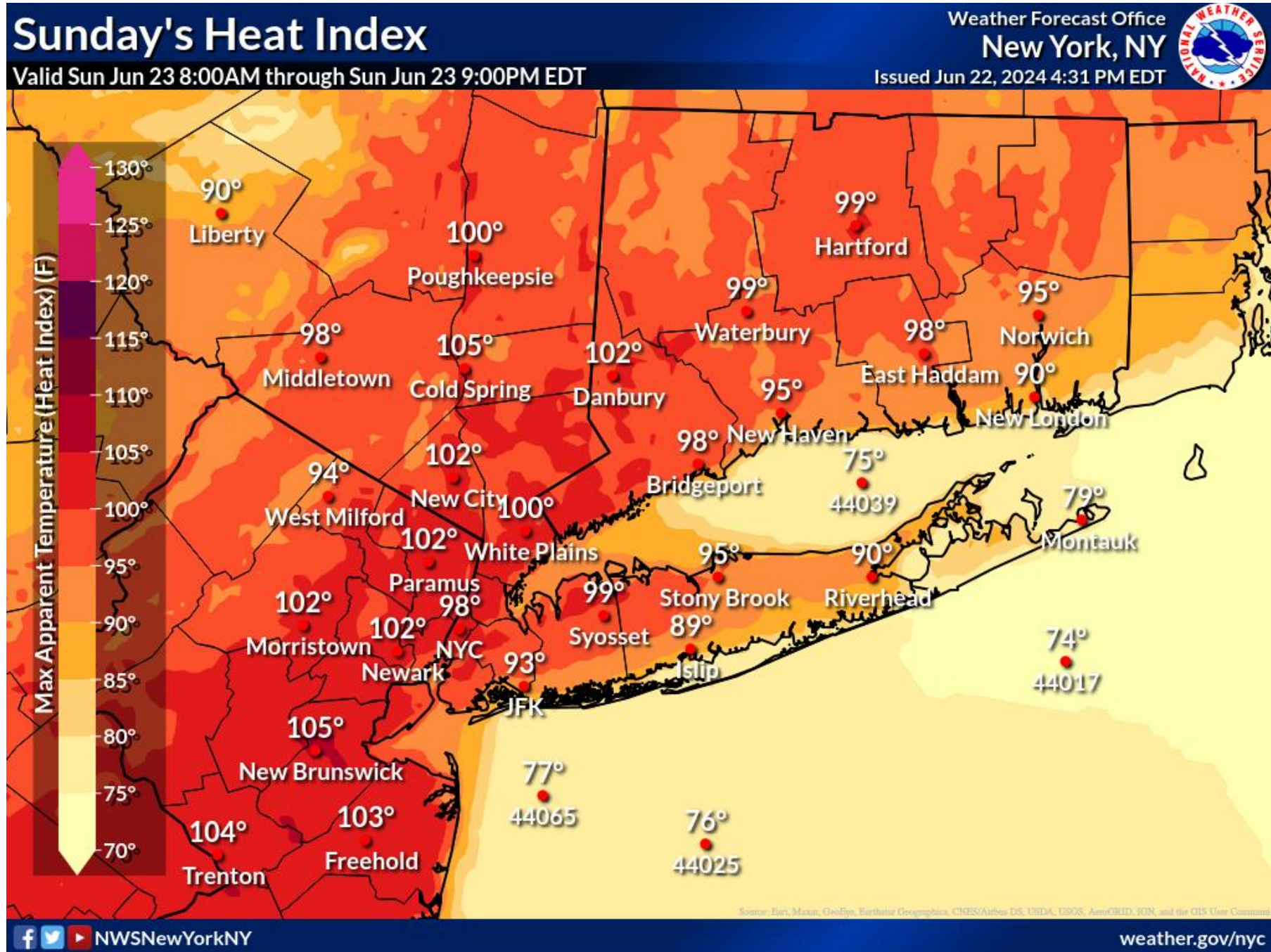
By 6 am Sunday.

**National Weather Service  
New York, NY**



# Maximum Heat Index

June 22, 2024  
4:58 PM

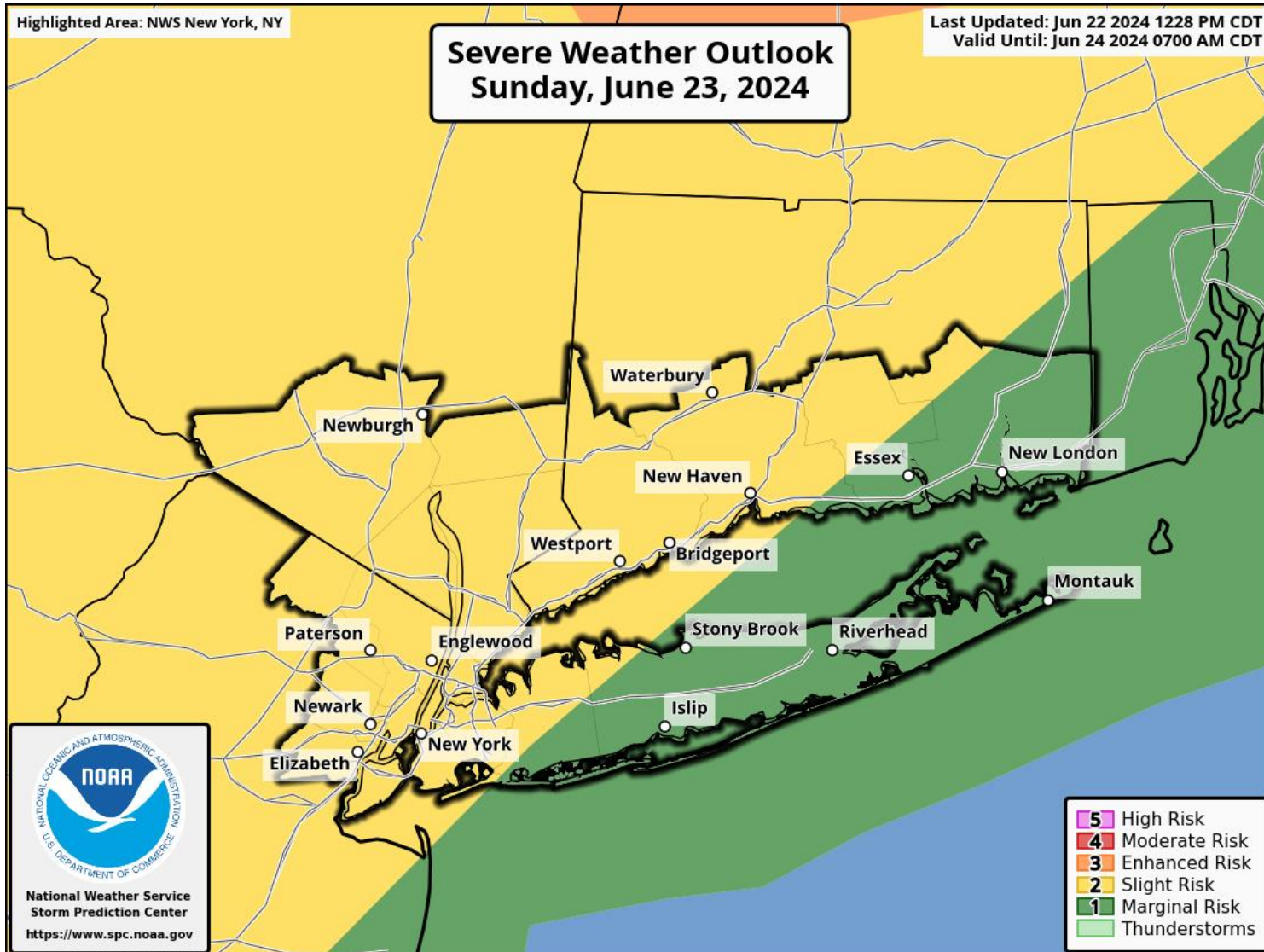




# Severe Thunderstorm Outlook

June 22, 2024  
4:58 PM

Sunday, June 22



### Understanding Severe Thunderstorm Outlook Categories

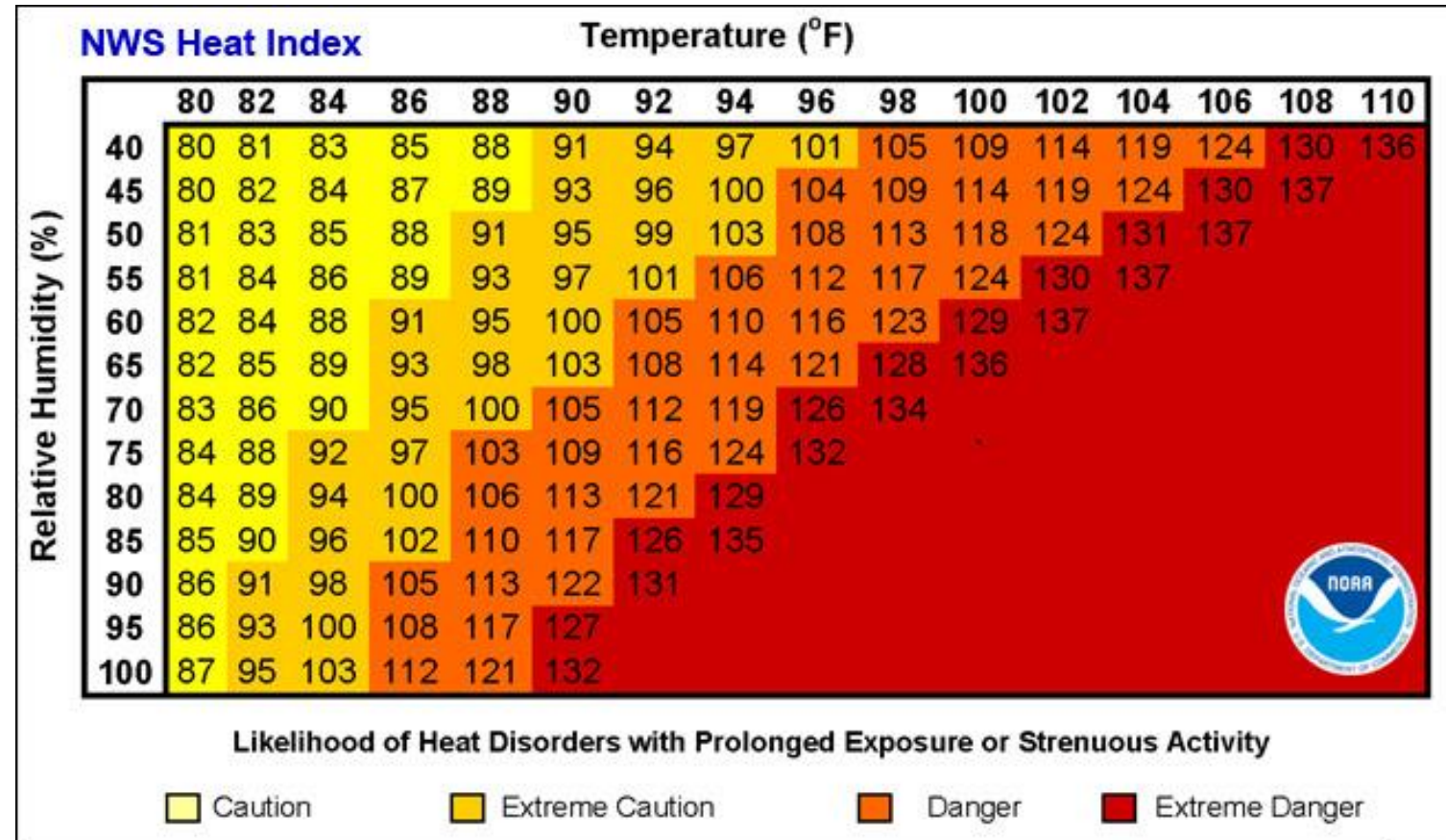
LEVEL	CATEGORY	DETAILS	SUMMARY	How many severe storms are possible?	How bad could the worst storms be?	DEFINITIONS
	General Thunderstorm	Although severe weather is not expected, <i>all</i> thunderstorms can produce deadly lightning, gusty winds, and small hail.	No severe thunderstorms expected	None to Numerous	Similar to storms your area experiences many times per year	<b>Severe Storm</b> Any storm that contains at least one of the following:
<b>1</b>	<b>Marginal (MRGL)</b>	Some storms could be capable of damaging winds and severe hail. Localized tornado threat could develop.	Isolated severe storms possible	None to Numerous	Similar to storms your area may experience several times per year	Wind gusts of at least 58 mph
<b>2</b>	<b>Slight (SLGT)</b>	Increased confidence that some storms will contain damaging winds, severe hail, and/or tornado potential.	Isolated to scattered severe storms expected	None to Numerous	Similar to storms your area may experience a few times per year	Hail at least one inch in diameter Tornado



# NWS Heat Index and Effects

The heat index is a measure of how hot it really feels when relative humidity is factored in with air temperature. You can use this chart to find the heat index yourself. For more information on Heat Safety, please go to:

<https://www.weather.gov/safety/heat>



Classification	Heat Index	Effect on the body
Caution	80°F - 90°F	Fatigue possible with prolonged exposure and/or physical activity
Extreme Caution	90°F - 103°F	Heat stroke, heat cramps, or heat exhaustion possible with prolonged exposure and/or physical activity
Danger	103°F - 124°F	Heat cramps or heat exhaustion likely, and heat stroke possible with prolonged exposure and/or physical activity
Extreme Danger	125°F or higher	Heat stroke highly likely