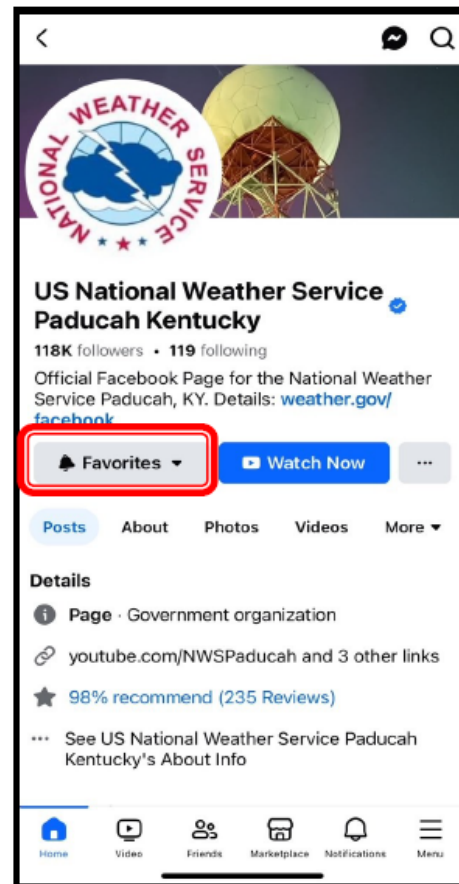




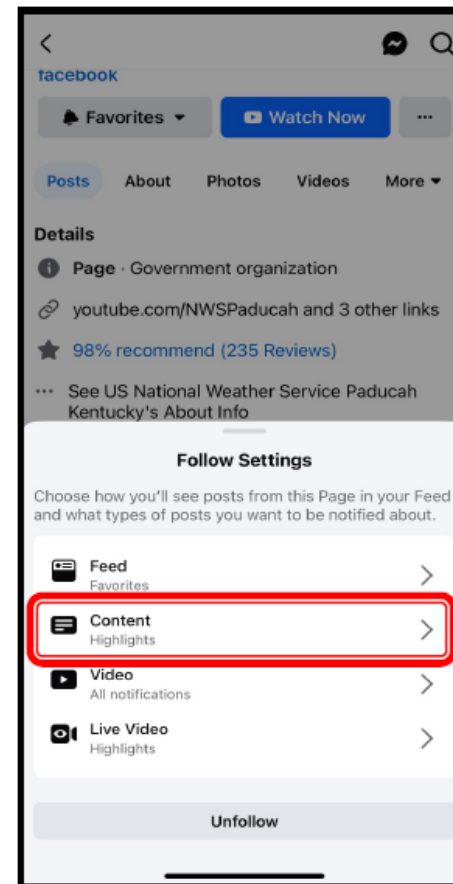
Setting up Push Notifications on Facebook to be Informed of Posts from NWS Paducah (Apple)



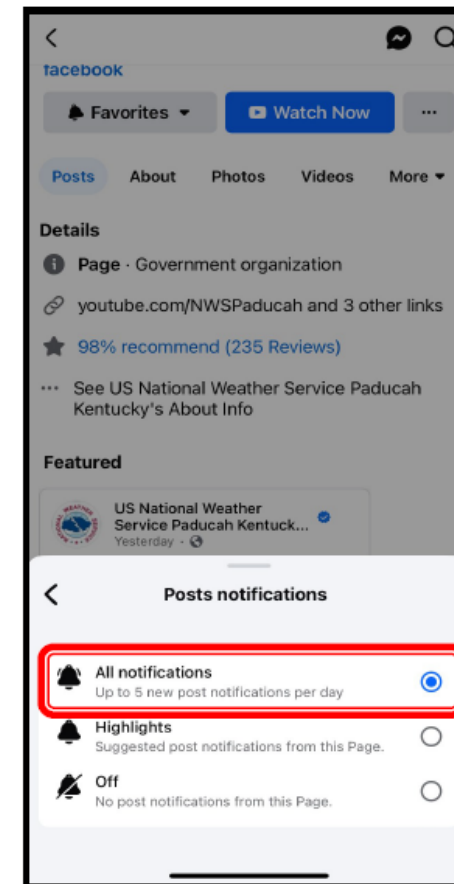
1. Bring up the NWS Paducah Facebook page. Tap the down arrow on the alarm bell button on the left side of the page to load the Follow Settings.



2. Under the Follow Settings menu, select the right-pointing arrow next to Content settings.



3. In the Content Posts notification menu, make sure that All Notifications is selected. This will send notifications of posts by NWS Paducah.





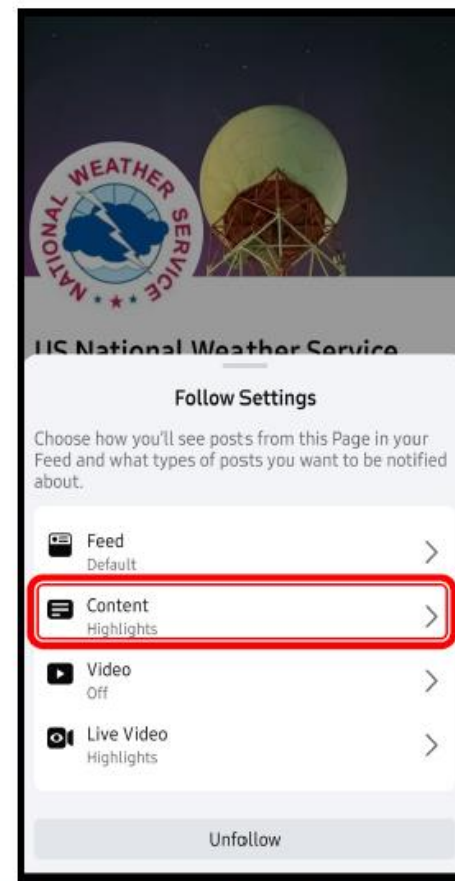
Setting up Push Notifications on Facebook to be Informed of Posts from NWS Paducah (Android)



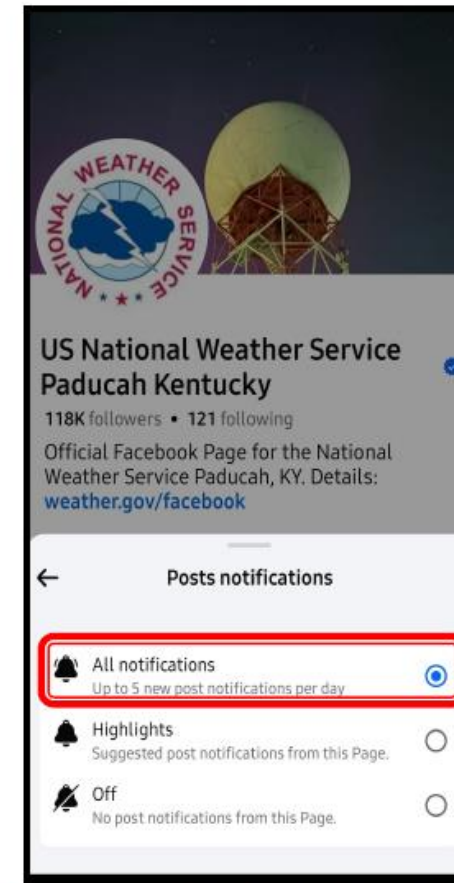
1. Bring up the NWS Paducah Facebook page. Tap the down arrow on the alarm bell button on the left side of the page to load the Follow Settings.



2. Under the Follow Settings menu, select the right-pointing arrow next to Content settings.



3. In the Content Posts notification menu, make sure that All Notifications is selected. This will send notifications of posts by NWS Paducah.





Setting up Push Notifications on X/Twitter to be Informed of Posts from NWS Paducah (Mobile & Desktop)



After loading the profile for NWS Paducah, simply select the alarm bell icon to the right of the profile picture to receive push notifications from NWS Paducah on your mobile device or desktop computer.

