



# 2025 Arizona Monsoon Outlook



## 2024 Monsoon Recap

Arizona varied in precipitation totals across the state.

Portions of northern and southeastern AZ received above normal precipitation.

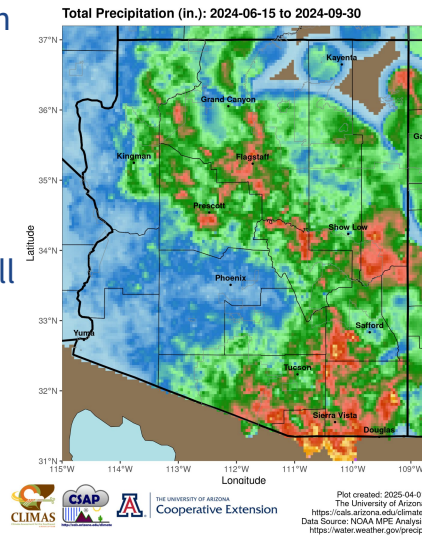
South-central AZ received well below normal precipitation.

### 2024 Monsoon Summary:

Flagstaff: **6.09 inches**

Tucson: **5.80 inches**

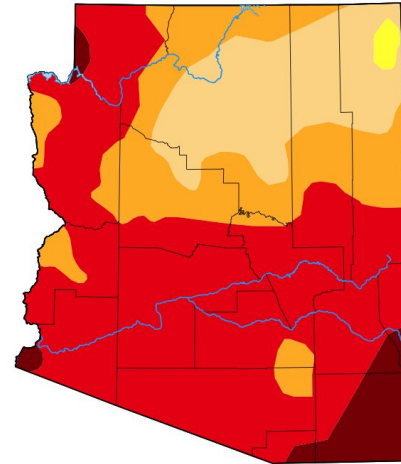
Phoenix: **0.74 inches**



## Current Drought Status

### U.S. Drought Monitor Arizona

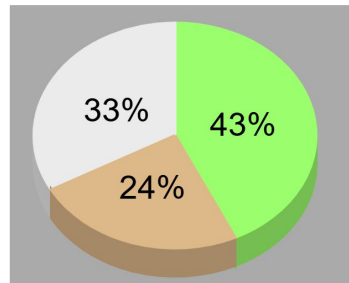
May 20th, 2025



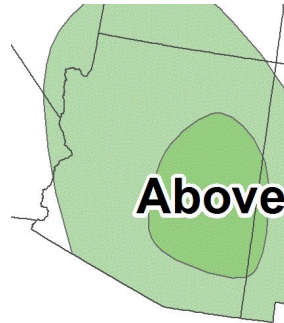
## 2025 Monsoon Outlook

### Lean Above Normal:

- Phoenix
- Tucson
- Flagstaff
- Prescott
- Globe
- Show Low
- Nogales
- Douglas
- Lake Havasu
- Kingman



### Seasonal Precipitation Outlook July, August & September 2025



Above Normal

Near Normal

Below Normal

There is a 33-50% chance of above normal precipitation except for the Yuma area.

The greatest chances for above normal precipitation is across east-central Arizona.

### Lean Near Normal:

- Yuma

For your location specific outlook,

click here: [https://www.cpc.ncep.noaa.gov/products/predictions/long\\_range/interactive/index.php](https://www.cpc.ncep.noaa.gov/products/predictions/long_range/interactive/index.php)

## Monsoon Awareness Week: June 8th-14th, 2025

Sun, June 8	Mon, June 9	Tue, June 10	Wed, June 11	Thu, June 12	Fri, June 13	Sat, June 14
Intro to Monsoon	Extreme Heat	Flash Flooding/Debris Flows	Lightning	Downburst Winds	Dust Storms	Recreation During the Monsoon

## Useful Links

- 2025 Arizona Monsoon Outlook Video: <https://youtu.be/kuODjKlhrGM>
- Monsoon Statistics & Data: <https://www.weather.gov/twc/Monsoon>
- Arizona Monsoon Awareness Week: <https://arcg.is/1rSjLv0>
- Northern Arizona Monsoon: <https://www.weather.gov/fqz/Monsoon>
- Southeast Arizona Monsoon: <https://www.weather.gov/twc/MSAW>
- New Climate Normals: <https://www.weather.gov/psr/19912020Normals>



@NWSFlagstaff  
 @NWSVegas  
 @NWSPhoenix  
 @NWSTucson