

Fall Weather Safety

Know Your Risk

Take Action

Be a Force of Nature



Fall Weather Safety

Drought

When water is scarce,
do this outside:

- Water your lawn less frequently. If you must water your lawn, do so in the early morning/late evening.
- Mulch around trees and plants to reduce evaporation.
- Fix leaky sprinklers and adjust them so they only water your lawn (not the house or sidewalk).
- Don't wash your car unless absolutely necessary.



Fall Weather Safety

Drought

When water is scarce, do this inside:

- Turn off the water while you brush your teeth and shave.
- Install low flow showerheads.
- Take shorter showers.
- Fix leaky faucets and toilets.
- Only wash full loads of laundry.
- Use excess clean water for plants.



Fall Weather Safety

Flood

Before a Flood:

- Learn whether your home, school or place of work is at risk of flooding.
- Find alternate routes to important locations.
- Make a family communications plan.
- Follow evacuation orders.
- Keep an eye on the forecast by visiting [weather.gov](https://www.weather.gov).



Fall Weather Safety

Flood

During a Flood:

- Never drive or walk into floodwaters.
- If told to evacuate, do so immediately.
- Get to higher ground.
- Get information from local TV/radio or your mobile phone.



Alan Kolnik

© John Wetten

[weather.gov/safety](https://www.weather.gov/safety)

Fall Weather Safety

Flood

After a Flood:

- Avoid damaged areas and floodwaters.
- Heed road closed and other cautionary signs.
- Wait for the “all clear” to enter a flood damaged structure.
- Contact your loved ones via text or social media to keep phone lines clear.




[weather.gov/safety](https://www.weather.gov/safety)

Fall Weather Safety

Fog

Driving in Fog:

- Slow down when you encounter fog.
- Use your low beam headlights.
- Do not change lanes or pass other vehicles unless absolutely necessary.
- If you must pull off on the side of the road, turn off your lights and use your parking brake to avoid being hit by cars who may not realize you've pulled over.



© John Wetten

Fall Weather Safety

Hurricanes

Preparing Your Family for a Hurricane:

- Know if you live in a hurricane storm surge evacuation area.
- Know your home's vulnerability to flooding, wind, and storm surge.
- Understand NWS warnings and watches.
- Put together an emergency supply kit. (Don't forget supplies for your pet.)
- Create a family emergency plan.



© John Wette

Fall Weather Safety

Hurricanes

Preparing Your Home for a Hurricane:

- Remove all lawn furniture & items that will blow around.
- Board up your windows with plywood or approved shutters.
- Fill your car's gas tank.
- Get cash.
- Reinforce your garage door.
- Secure your boat.



© John Wetten

Fall Weather Safety

Hurricanes

Before Evacuating for a Hurricane:

- Have an evacuation plan that includes where you will go and what to pack.
- If you have a pet, identify shelters where they are accepted.
- Listen to evacuation orders, be prepared, and evacuate early. Don't wait until the last minute.
- If you have time, turn off the gas, electricity, and water. Unplug your appliances.



Plan your Evacuation Route

- Hurricanes can strengthen quickly
- Storm surge flooding can close roads well before the storm makes landfall
- Have a least 2 ways that you can evacuate




Fall Weather Safety

Hurricanes

When Evacuating for a Hurricane:

- Take only what you need. Be sure to remember your medications and identification!
- Follow roads emergency workers are recommending, even if there is traffic. Other routes may be blocked. Drive carefully.
- Contact your family.



© Jim Wette

[weather.gov/safety](https://www.weather.gov/safety)

Fall Weather Safety

Tsunamis

Prepare for a Tsunami

- Have multiple ways to receive warnings.
- Make an emergency plan; include family communication and evacuation plans.
- Map out routes to safe places on high ground or inland; practice walking them.
- Put together portable disaster supplies kits.

Visiting the coast? Ask about local tsunami safety.



Fall Weather Safety

Tsunamis

Understand Natural Tsunami Warnings...

If you experience any of these warnings at the coast, a tsunami could be coming:

- Strong or long earthquake(s)
- Sudden rise or fall of the ocean
- A loud roar from the ocean

Go to high ground or inland. Do not wait for official instructions.



Fall Weather Safety

Tsunamis

When a Tsunami Warning Is Issued...

- Stay out of the water.
- Stay away from beaches and waterways.
- Get information from local tv/radio or your mobile phone.
- Go to high ground or inland if officials ask you to evacuate.



Fall Weather Safety

Wind

Wind Warnings, Watches and Advisories:

- **Take Action:** A High Wind Warning is issued when damaging or life threatening winds are occurring or will occur soon.
- **Be Prepared:** A High Wind Watch is issued when it's possible for damaging or life threatening winds to occur.
- A High Wind Advisory is issued when winds are strong enough to cause difficulty for those outside but likely won't cause widespread damage.



Fall Weather Safety

Wind

Straight Line Winds:

- Straight line winds are strong damaging winds that have no rotation.
- Typically associated with severe thunderstorms and squall lines.
- Wind speeds can reach up to 125mph and create large damage paths equal to that of a tornado.



Lisa Mata-king

Fall Weather Safety

Wind

Wind from Powerful Storm Systems:

- Created by a strong pressure gradient.
- Can knock down trees and power lines, and blow over trailers and trucks.
- Makes driving hazardous. Keep two hands on the wheel and avoid large vehicles such as semi-trucks.



Paul Peluso

[weather.gov/safety](https://www.weather.gov/safety)

Fall Weather Safety

Wind

Dust Storms:

- Dust storms are caused by wind blowing over a dry region.
- Blowing dust can reduce visibility to nearly zero.
- Dust storms can last mere minutes or up to an hour.
- Seek shelter in the event of a dust storm.
- If driving, pull over as soon as possible, turn off your lights and keep your seatbelt buckled.



Veronika Elsaesser

Fall Weather Safety

Wind

What to do when a High Wind Warning is issued...

If at home:

- Seek shelter inside, away from windows.

If outside:

- Seek shelter immediately.
- If you cannot find shelter, avoid trees, power lines, and objects that could blow around. Stay away from the side of the road.



© John Wetten

[weather.gov/safety](https://www.weather.gov/safety)

Fall Weather Safety

Wind

What to Do When Driving:

- Slow down!
- Keep two hands on the wheel.
- Stay away from trucks, buses, and vehicles towing trailers.
- Watch for flying debris and downed power lines and branches.




© John Wetten

Fall Weather Safety

Winter Weather

Freezing Rain/Sleet:

- Make sure your trees are trimmed and away from power lines.
- Have an emergency kit in case the power goes out.
- Avoid driving. If you must drive, drive slowly and give extra space to the cars in front of you.
- The NWS will issue a Winter Weather Advisory or an Ice Storm Warning.



© John Wetten

Fall Weather Safety

Winter Weather

Be Prepared for Early Season Winter Storms:

- Winterize your car with snow tires and a winter driving safety kit.
- Restock your emergency kit with extra batteries, enough food, etc.
- If you have a generator, make sure it is in working order and review safety. **NEVER** run a generator in an enclosed space such as a garage.




Erkan Gunes

Fall Weather Safety

Wildfire

Preventing wildfires...

- Wildfires are most often started by lightning or humans.
- When camping, stay with your fire when lit, and make sure it is fully extinguished before leaving.
- Be smart and safe when burning debris. Keep the fire small and don't burn on windy days.
- Properly extinguish and dispose of all smoking materials.



Sashikanth Chintla

Fall Weather Safety

Wildfire

Before a Wildfire:

- Know where you can find temporary housing for your family and pets in case you must evacuate.
- Plan a primary evacuation route and identify a secondary route in case the first is blocked.
- Select building materials and plants that are fire resistant.
- Create a family emergency plan and make a list of items you'll need to pack for evacuation.



Carolyn Chevoya

Fall Weather Safety

Wildfire

If Told to Evacuate:

- Follow instructions from local officials.
- Don't deviate from the identified evacuation route. Other roads may be blocked.
- If you have time to gather belongings, do so quickly. If you do not have time, leave and head for safety immediately.
- Contact your family and let them know you are okay.



[weather.gov/safety](https://www.weather.gov/safety)

Fall Weather Safety

Wildfire

If you encounter a wildfire:

- Drive or walk away from the smoke and flames immediately.
- Do not stop to watch or take pictures.
- Call 911.



Fall Weather Safety

Wildfire

When smoke is impacting your area:

- Keep doors and windows closed.
- Keep air conditioner intakes closed and the filter clean.
- Seek shelter elsewhere if it's too warm to stay indoors with the windows closed.
- Don't add to indoor pollution by burning candles or smoking.
- Follow evacuation orders.



Calvin Ross