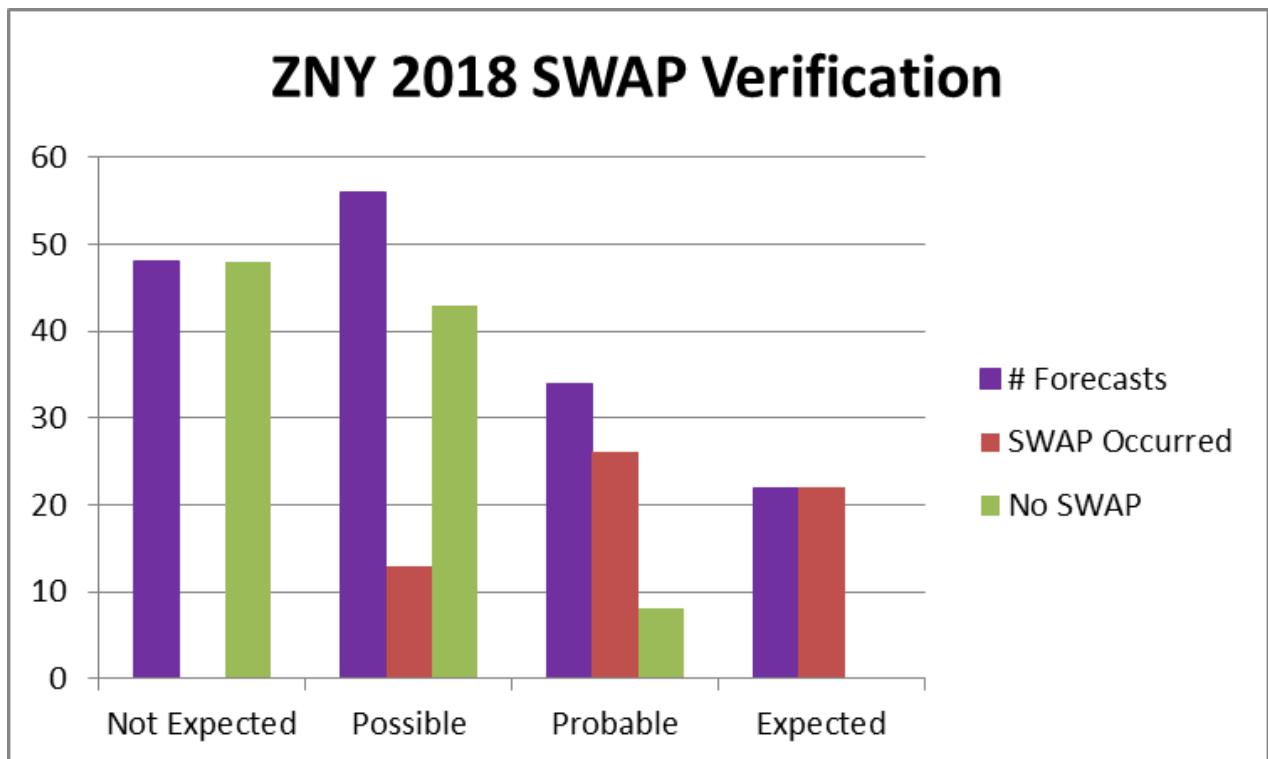


# SWAP Verification 2009-2018

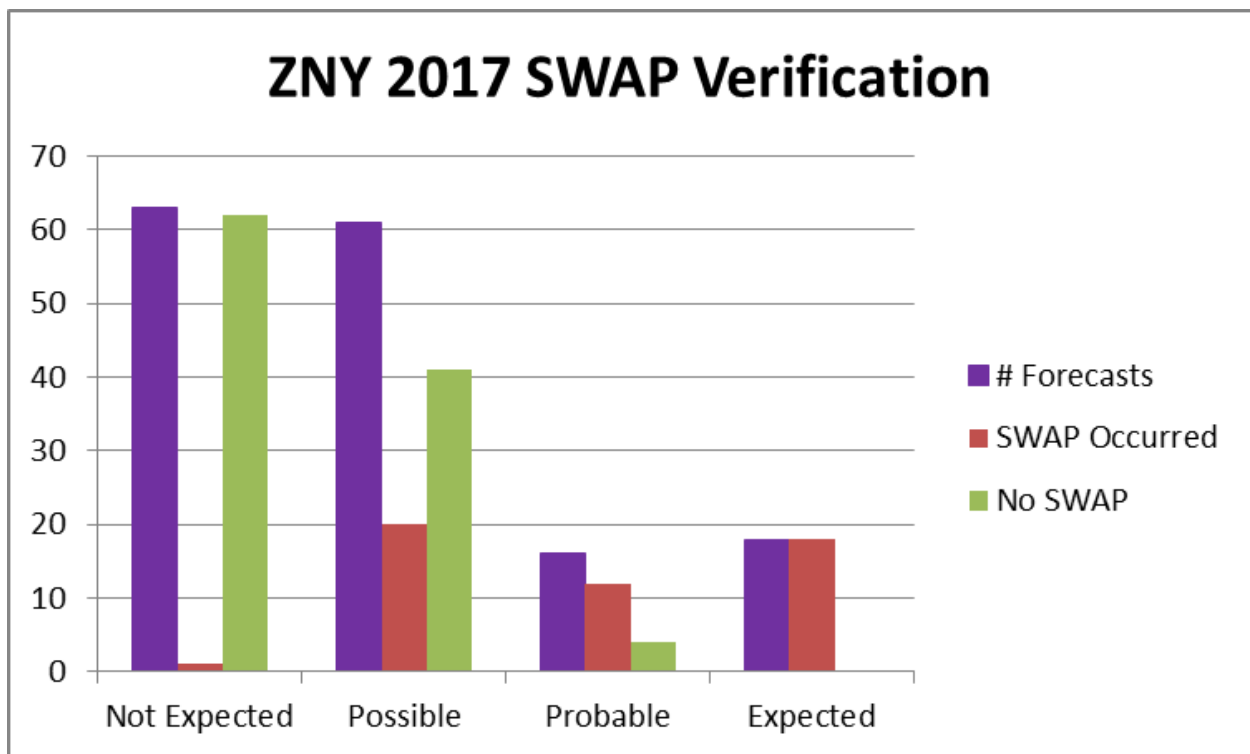
## SWAP 2018 Verification

2018 Total	# Forecasts	SWAP Occurred	No SWAP	POSI	POSI Goal
Not Expected	48	0	48	0	0
Possible	56	13	43	23.2142857	0<POSI<.500
Probable	34	26	8	76.4705882	.500<=POSI<.950
Expected	22	22	0	100	POSI> or =.950



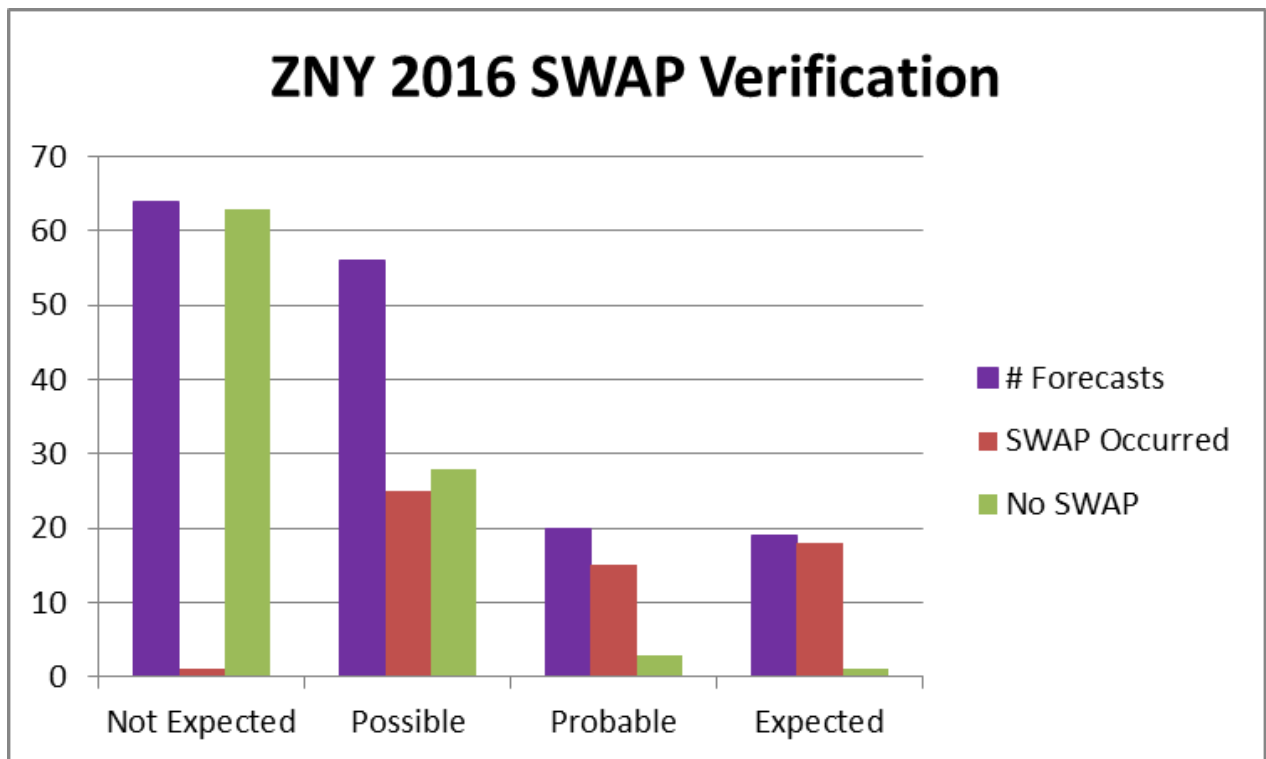
## SWAP 2017 Verification

2017 Total	# Forecasts	SWAP Occurred	No SWAP	POSI	POSI Goal
Not Expected	63	1	62	1.58730159	0
Possible	61	20	41	32.7868852	0<POSI<.500
Probable	16	12	4	75	.500<=POSI<.950
Expected	18	18	0	100	POSI> or =.950



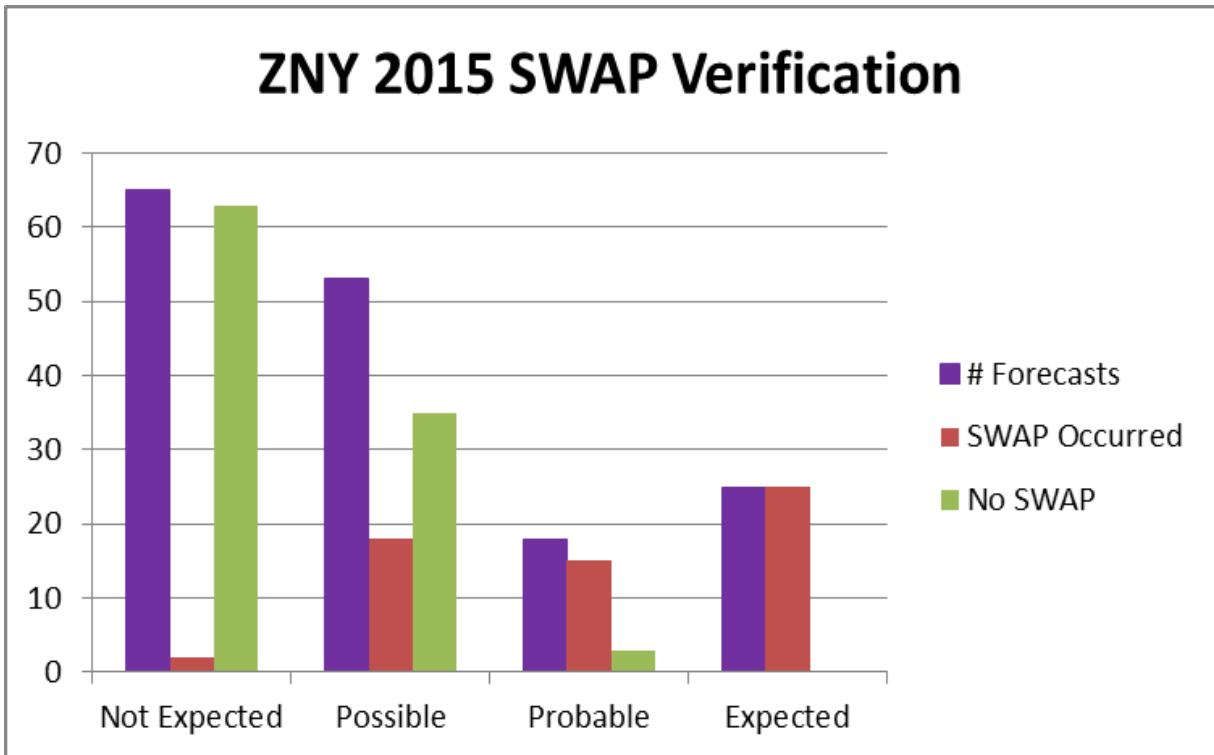
## SWAP 2016 Verification

2016 Total	# Forecasts	SWAP Occurred	No SWAP	POSI	POSI Goal
Not Expected	64	1	63	1.5625	0
Possible	56	25	28	44.6428571	0<POSI<.500
Probable	20	15	3	75	.500<=POSI<.950
Expected	19	18	1	94.7368421	POSI> or =.950



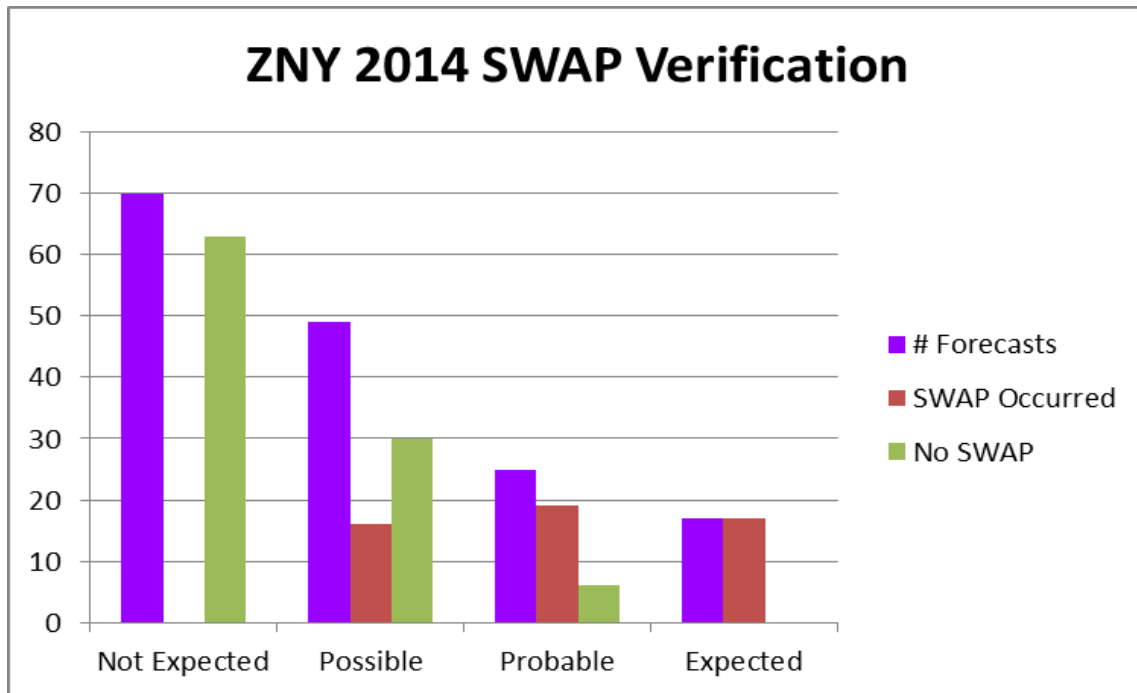
## SWAP 2015 Verification

2015 Total	# Forecasts	SWAP Occurred	No SWAP	POSI	POSI Goal
Not Expected	65	2	63	3.07692308	0
Possible	53	18	35	33.9622642	0<POSI<.500
Probable	18	15	3	83.33333333	.500<=POSI<.950
Expected	25	25	0	100	POSI> or =.950



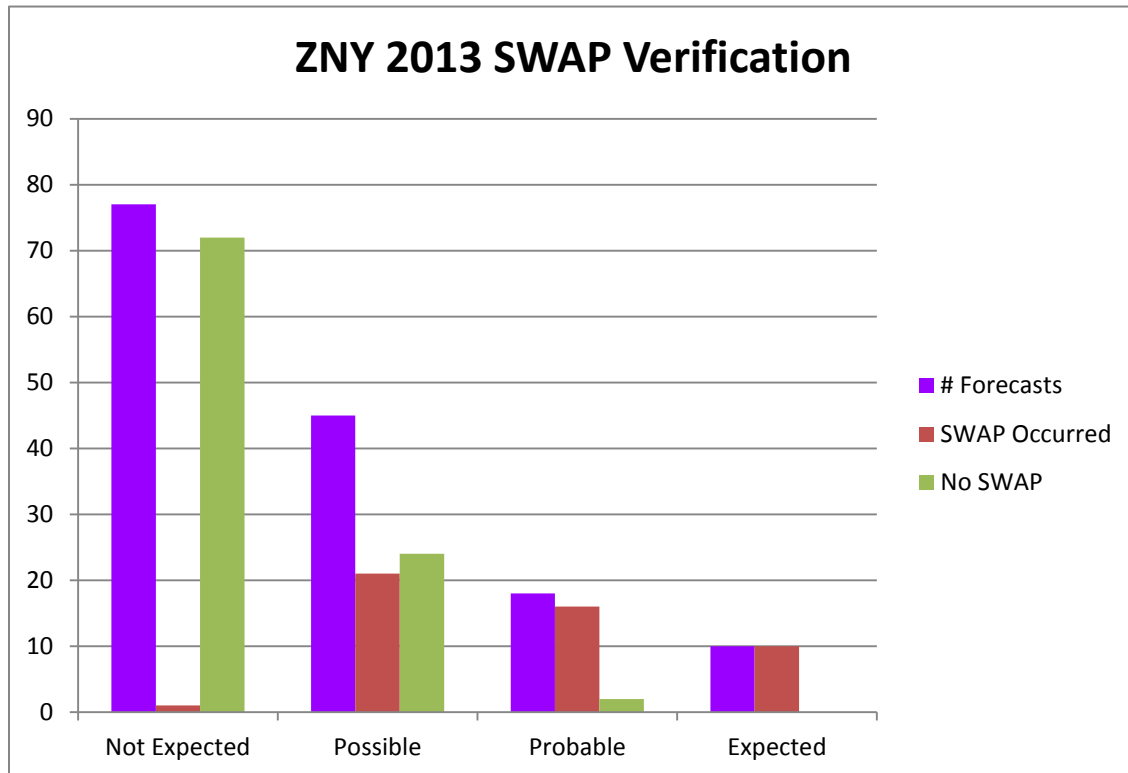
# SWAP 2014 Verification

2013 Total	# Forecasts	SWAP Occurred	No SWAP	POSI	POSI Goal
Not Expected	70	0	63	0.00	0
Possible	49	16	30	32.65	0<POSI<.500
Probable	25	19	6	76.00	.500<=POSI<.950
Expected	17	17	0	100.00	POSI> or =.950



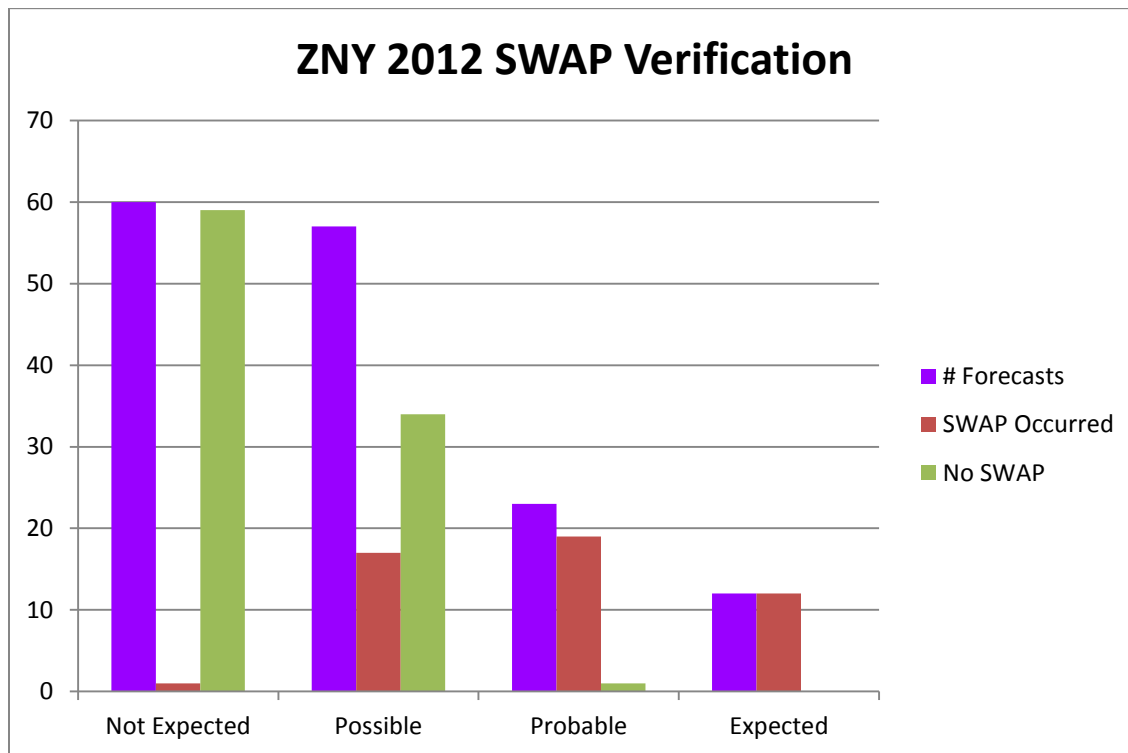
# SWAP 2013 Verification

2013 Total	# Forecasts	SWAP Occurred	No SWAP	POSI	POSI Goal
Not Expected	77	1	72	1.30	0
Possible	45	21	24	46.67	0<POSI<.500
Probable	18	16	2	88.89	.500<=POSI<.950
Expected	10	10	0	100.00	POSI> or =.950



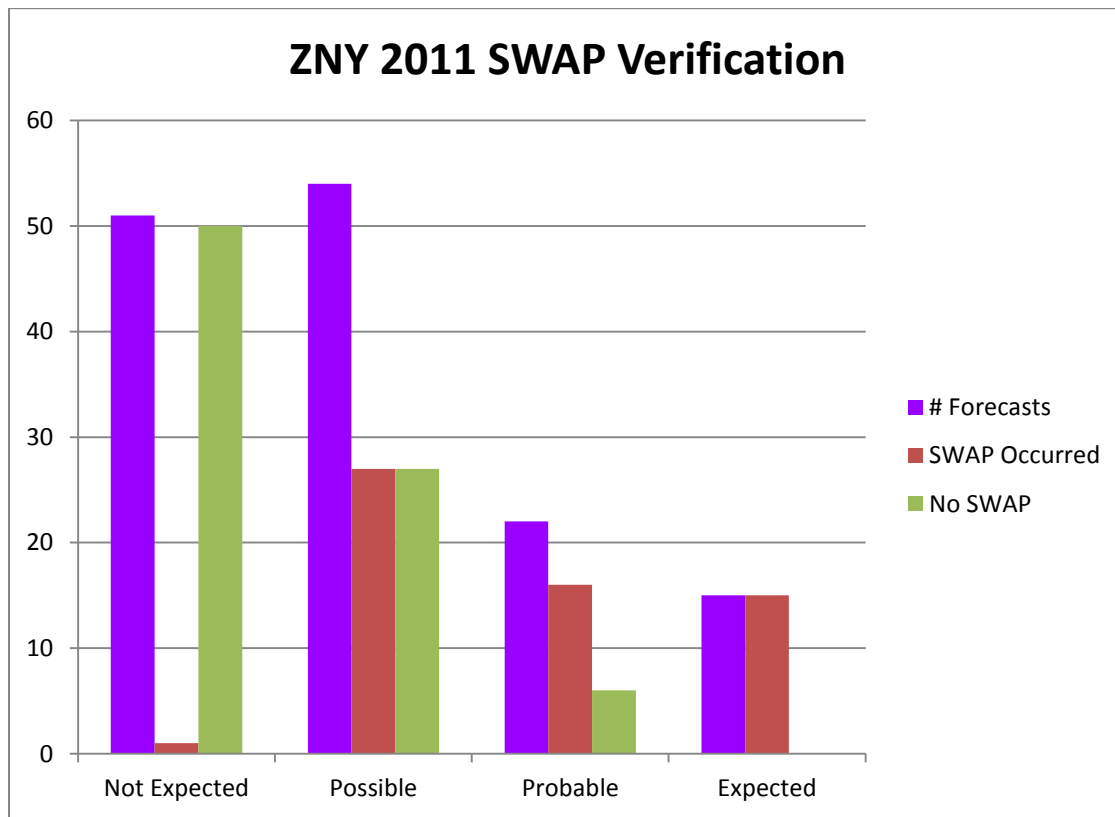
# SWAP 2012 Verification

2012 Total	# Forecasts	SWAP Occurred	No SWAP	POSI	POSI Goal
Not Expected	60	1	59	1.67	0
Possible	57	17	34	29.82	0<POSI<.500
Probable	23	19	1	82.61	.500<=POSI<.950
Expected	12	12	0	100.00	POSI> or =.950



# SWAP 2011 Verification

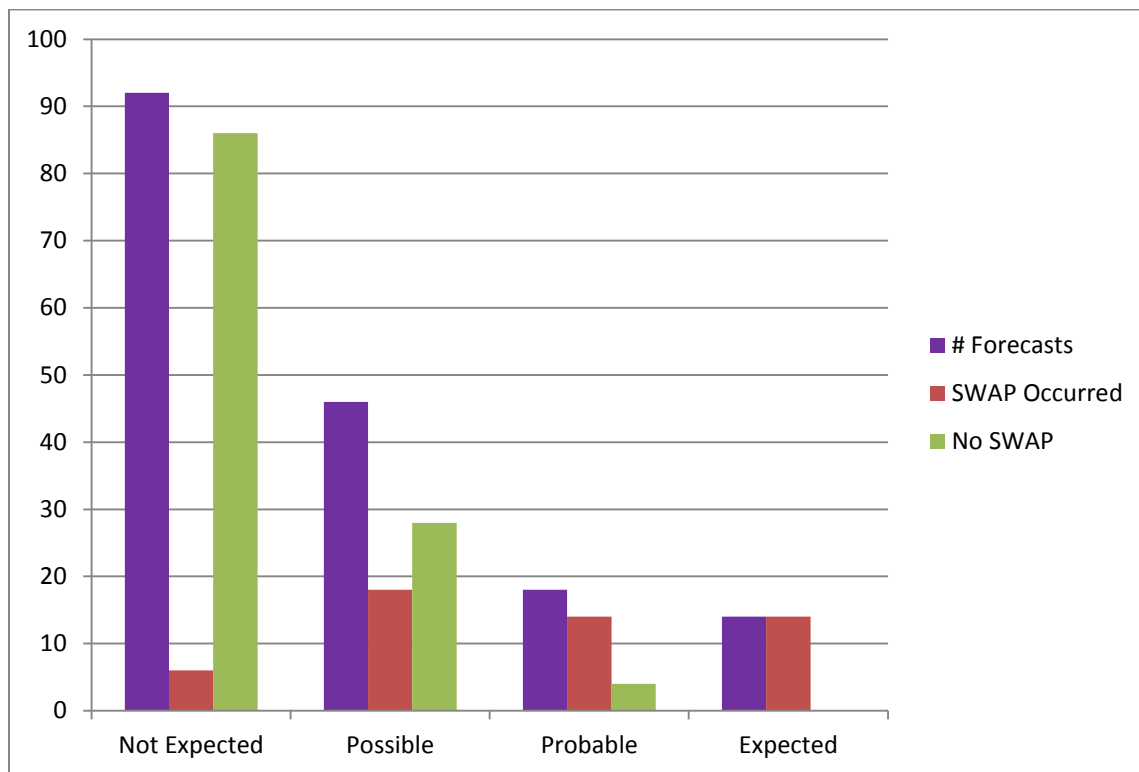
2011 Total	# Forecasts	SWAP Occurred	No SWAP	POSI	POSI Goal
Not Expected	51	1	50	1.96	0
Possible	54	27	27	50.00	0<POSI<50
Probable	22	16	6	72.73	50<POSI<95
Expected	15	15	0	100.00	POSI> or =95





# SWAP 2010 Verification

	# Forecasts	SWAP Occurred	No SWAP	POSI	POSI Goal
Not Expected	92	6	86	6.52%	0
Possible	46	18	28	39.13%	0<POSI<.500
Probable	18	14	4	77.78%	.500<=POSI<.95
Expected	14	14	0	100%	POSI>or=.950



## SWAP 2009 Verification

	# Forecasts	SWAP Occurred	No SWAP	POSI	POSI Goal
Not Expected	67	0	67	0.00%	0
Possible	47	18	29	38.30%	$0 < \text{POSI} < .500$
Probable	19	15	4	78.95%	$.500 \leq \text{POSI} < .95$
Expected	20	19	1	95%	$\text{POSI} \geq .950$

