




San Antonio Area Warmest Temperatures





Rank
Warmest
2 nd
3 rd
4 th
5 th
6 th
7 th
8 th
9 th
10 th Warmest

Daily	
111	9/5/2000
110	8/28/2011
109	9/4/2000
108	6/29/2013
108	8/19/1986
107	7/11/2022
107	7/13/2020
107	8/29/2011
107	6/15/1998
107	8/20/1909

Annual	
72.6	2023
72.1	2006
72.1	1933
71.8	2020
71.8	2011
71.7	2017
71.7	2012
71.6	1927
71.4	1954
71.2	2022

Updated: Feb 2024

POR: 7/1885 – 2/2024



San Antonio Area Warmest Monthly Temperatures


Rank	Avg Temp			Avg High			Avg Low		
Warmest	90.6	Aug	2023	101.6	Jul	2022	78.5	Aug	2011
2 nd	90.0	Aug	2011	101.5	Aug	2011	78.3	Aug	2023
3 rd	89.8	Jul	2022	100.7	Jul	2023	78.0	Jul	2023
4 th	89.4	Jul	2023	100.7	Aug	2013	78.0	Jul	2022
5 th	88.7	Jul	2009	100.6	Jul	2009	77.9	Aug	2019
6 th	88.6	Aug	2019	100.3	Aug	2009	77.4	Aug	2010
7 th	88.6	Aug	2013	100.2	Aug	2023	77.3	Jul	2020
8 th	88.5	Jul	2020	100.1	Aug	2020	77.2	Jul	1979
9 th	88.3	Aug	2009	99.9	Jul	1980	77.0	Aug	2022
10 th Warmest	88.3	Aug	2006	99.8	Aug	2006	77.0	Jul	2011

Updated: Feb 2024

POR: 7/1885 – 2/2024



San Antonio Area Coolest Temperatures



Rank
Coolest
2 nd
3 rd
4 th
5 th
6 th
7 th
8 th
9 th
10th Coolest

Daily	
0	1/31/1949
4	2/12/1899
5	1/30/1949
6	12/23/1989
6	2/2/1951
6	2/13/1899
6	1/8/1886
9	2/15/2021
9	12/30/1983
10	1/12/1962


Annual	
66.3	1903
66.4	1976
66.7	1983
66.7	1966
66.8	1968
67.3	1886
67.4	1978
67.4	1958
67.5	1919
67.6	1888

Updated: Feb 2024

POR: 7/1885 – 2/2024



San Antonio Area Coolest Monthly Temperatures



Rank
Coolest
2 nd
3 rd
4 th
5 th
6 th
7 th
8 th
9 th
10th Coolest

Avg Temp		
43.0	Dec	1983
43.2	Jan	1930
43.3	Jan	1978
43.4	Dec	1989
43.7	Jan	1979
43.9	Jan	1940
43.9	Feb	1905
44.0	Jan	1977
44.2	Jan	1985
44.3	Jan	1886



Avg High		
52.3	Jan	1930
52.4	Jan	1979
52.9	Jan	1978
53.0	Dec	1914
53.5	Jan	1940
53.8	Jan	1977
54.1	Dec	1983
54.3	Feb	1905
54.8	Jan	1985
55.1	Feb	1895

Avg Low		
31.5	Dec	1989
31.9	Dec	1983
32.2	Jan	1886
33.3	Jan	1962
33.5	Jan	1948
33.5	Feb	1905
33.6	Jan	1985
33.8	Jan	1978
34.2	Jan	1963
34.2*	Jan	1940

Updated: Feb 2024

POR: 7/1885 – 2/2024

*** Also Jan 1930,
Jan 1918, Feb 1899**



San Antonio Area Warmest Seasonal Temperatures

Rank	Spring (MAM)		Summer (JJA)		Fall (SON)		Winter (DJF)	
1991-2020 Normal	69.6°		84.3°		70.6°		54.0°	
Warmest	74.3	2006	88.7	2023	75.9	1931	62.1	1889-90
2 nd	73.7	2011	88.1	2022	74.5	1933	59.1	2016-17
3 rd	73.3	1967	88.0	2011	74.5	1927	59.1	1906-07
4 th	73.1	2022	87.8	2009	74.2	2016	58.2	1910-11
5 th	73.0	1925	86.6	2020	74.1	2015	57.9	1922-23
6 th	72.8	2012	86.4	2018	74.0	1934	57.8	1970-71
7 th	72.6	1963	86.2	2013	73.7	2023	57.8	1931-32
8 th	72.4	2020	86.2	1980	73.4	2005	57.7	1956-57
9 th	72.4	1933	86.1	1994	73.0	1988	57.7	1951-52
10 th Warmest	72.4	1927	86.0	1998	72.8 [^]	2004	57.7	1933-34

Updated: Feb 2024


* Also 1894

[^] Also 1909

POR: 7/1885 – 2/2024



San Antonio Area Coolest Seasonal Temperatures




Rank	Spring (MAM)		Summer (JJA)		Fall (SON)		Winter (DJF)	
1991-2020 Normal	69.6°		84.3°		70.6°		54.0°	
Coolest	64.9	1931	78.9	1903	63.5	1976	47.7	1977-78
2 nd	65.4	1915	80.1	1919	65.9	1974	47.9	1983-84
3 rd	65.5	1891	80.4	1976	66.3	1889	48.0	1898-99
4 th	65.8	1983	80.5	1889	67.1	1952	48.8	1963-64
5 th	65.8	1969	80.9	1975	67.1	1943	48.9	1976-77
6 th	66.1	1903	80.9	1904	67.3	1957	48.9	1904-05
7 th	66.2	1958	81.2	1974	67.6	1967	49.1	2009-10
8 th	66.3	1926	81.5	1973	67.6	1888	49.3	1978-79
9 th	66.4	1947	81.5	1972	67.8	1936	49.7	1967-68
10 th Coolest	66.5*	1987	81.5	1888	68.1	1932	49.8	1972-73

Updated: Feb 2024

* Also 1924

POR: 7/1885 – 2/2024



San Antonio Area First Freeze Avg 11/30 (1991-2020 11/29)

Rank	Earliest		Latest	
1 st	10/30/1917	32	3/8/1932	31
2 nd	10/31/1993	27	1/23/2016	30
3 rd	11/1/2019	32	1/21/1935	18
4 th	11/2/1951	32	1/12/1903	27
5 th	11/2/1966	31	1/9/1889	30
6 th	11/4/1936	31	1/8/1934	32
7 th	11/4/1967	31	1/2/2022	27
8 th	11/4/1982	32	1/2/1911	20
9 th	11/4/1991	28	12/29/1946	31
10 th	11/5/1992	31	12/29/1939	32

Updated: Feb 2024

POR: 7/1885 – 2/2024



San Antonio Area Last Freeze Avg 2/24 (1991-2020 2/24)


Rank
1 st
2 nd
3 rd
4 th
5 th
6 th
7 th
8 th
9 th
10 th

Earliest	
1/4/1896	27
1/4/1928	24
1/8/2017	19
1/16/1898	32
1/18/1957	23
1/20/1992	29
1/22/1888	30
1/23/2005	31
1/25/1926	27
1/28/1889	30

Latest	
4/3/1987	31
3/30/2003	30
3/30/1944	29
3/28/1955	29
3/27/1913	31
3/26/1894	32
3/24/2006	32
3/24/1966	32
3/24/1952	28
3/23/1968	31

Updated: Feb 2024

POR: 7/1885 – 2/2024



San Antonio Area Freeze Days Avg 15 (1991-2020 12)



Rank
1 st
2 nd
3 rd
4 th
5 th
6 th
7 th
8 th
9 th
10 th

Fewest	
4	2015-16
4	1930-31
4	1902-03
4	1888-89
5	2016-17
5	1956-57
5	1907-08
5	1906-07
6	2019-20
6	6 more times

Most	
40	1966-67
39	1977-78
36	1976-77
36	1947-48
35	1975-76
34	1981-82
33	1983-84
32	1965-66
32	1950-51
31	5 times

Updated: Feb 2024

POR: 7/1885 – 2/2024




San Antonio Area Consecutive Freeze Days

Rank
1 st
2 nd
3 rd
4 th
5 th
6 th
7 th
8 th
9 th
10 th

15	12/17 – 12/31/1983
11	1/18 – 1/28/1940
10	1/8 – 1/17/1982
10	2/5 – 2/14/1899
9	2/12 – 2/20/2021
9	12/31/1969 – 1/8/1970
9	1/23 – 1/31/1948
8	1/8 – 1/15/1973
8	1/28 – 2/4/1951
8	3 more times

Updated: Feb 2024

POR: 7/1885 – 2/2024



San Antonio Area First 100° Day Avg 7/1 (1991-2020 6/26)

Rank
1 st
2 nd
3 rd
4 th
5 th
6 th
7 th
8 th
9 th
10 th


Earliest	
2/21/1996	100
3/6/1991	100
3/28/1971	100
4/13/1982	100
4/17/1920	100
4/18/2006	100
4/20/1984	100
5/7/1998	100
5/7/2022	101
5/8/2009*	100

Latest	
9/6/2021	100
9/1/1985	100
8/31/1983	101
8/26/2002	100
8/26/1992	100
8/22/1921	100
8/17/1941	100
8/16/1997	100
8/16/1987	100
8/15/1938	100

Updated: Feb 2024

2 other times (1967, 1927)

POR: 7/1885 – 2/2024



San Antonio Area Last 100° Day Avg 8/20 (1991-2020 8/26)

Rank
1 st
2 nd
3 rd
4 th
5 th
6 th
7 th
8 th
9 th
10 th


Earliest	
4/17/1920	100
5/31/2004	104
6/13/1942	100
6/22/1900	100
6/22/1906	101
6/26/1916	100
7/3/1894	104
7/14/1933	102
7/16/1971	100
7/16/1978	101

Latest	
9/28/2005	104
9/27/1953	101
9/26/2011	100
9/24/2023	101
9/22/1926	101
9/22/1909	100
9/20/2021	100
9/20/1947	100
9/19/2019	100
9/13/2008*	100

Updated: Feb 2024

* Also 9/13/1912

POR: 7/1885 – 2/2024



San Antonio Area 100° Days Avg 9 (1991-2020 18)

Rank
1 st
2 nd
3 rd
4 th
5 th
6 th
7 th
8 th
9 th
10 th

Fewest	
0	2007
0	1979
0	1977
0	1976
0	1975
0	1974
0	1973
0	1972
0	1968
0	14 more times

Most	
75	2023
59	2009
58	2022
57	2011
41	2013
36	2020
36	1998
33	1948
32	1951
31	1980

Updated: Feb 2024

* Also 1994


POR: 7/1885 – 2/2024



San Antonio Area Consecutive 100° Days

Rank		
1 st	23	7/30 – 8/21/2023
2 nd	21	7/24 – 8/13/1962
3 rd	18	8/24 – 9/10/2023
4 th	15	7/08 – 7/22/2023
	15	7/28 – 8/11/2013
6 th	14	7/1 – 7/14/2022
7 th	12	8/8 – 8/19/2019
	12	8/1 – 8/12/2011
	12	8/1 – 8/12/2009
	12	7/16 – 7/27/1994

* Also 8/11 – 8/22/1930



San Antonio Area Years with no 100 degree days

1885	1965
1888	1966
1889	1972
1890	1973
1892	1974
1903	1975
1904	1976
1919	1977
1929	1979
1931	2007
1950	